



Washer, Electrical Equipment Bond

WEEB

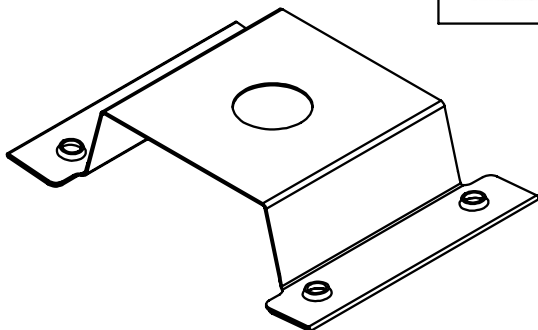
INSTALLATION INSTRUCTIONS

For Sunora Frame

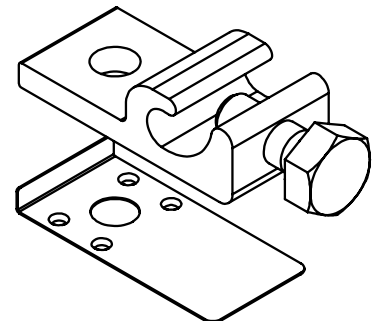
Solar Mounting System Only

Burndy LLC recommends that the sufficient details of the installation be submitted to the AHJ for approval before any work is started.

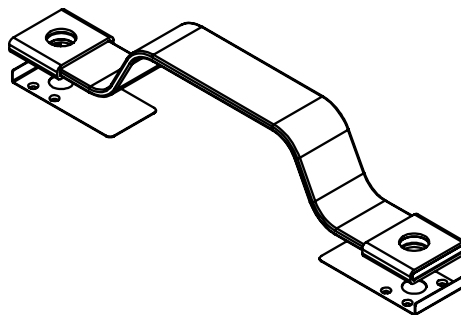
NOTICE	
	<p>PLEASE READ CAREFULLY BEFORE INSTALLING</p>



WEEB-ATF



WEEB-LUG-6.7



WEEB-BNDJMP6.7



Products are tested to UL 467, CAN/CSA-C22.2 No. 41
US/ Canadian standards for safety grounding and bonding equipment.



Intertek
4004188

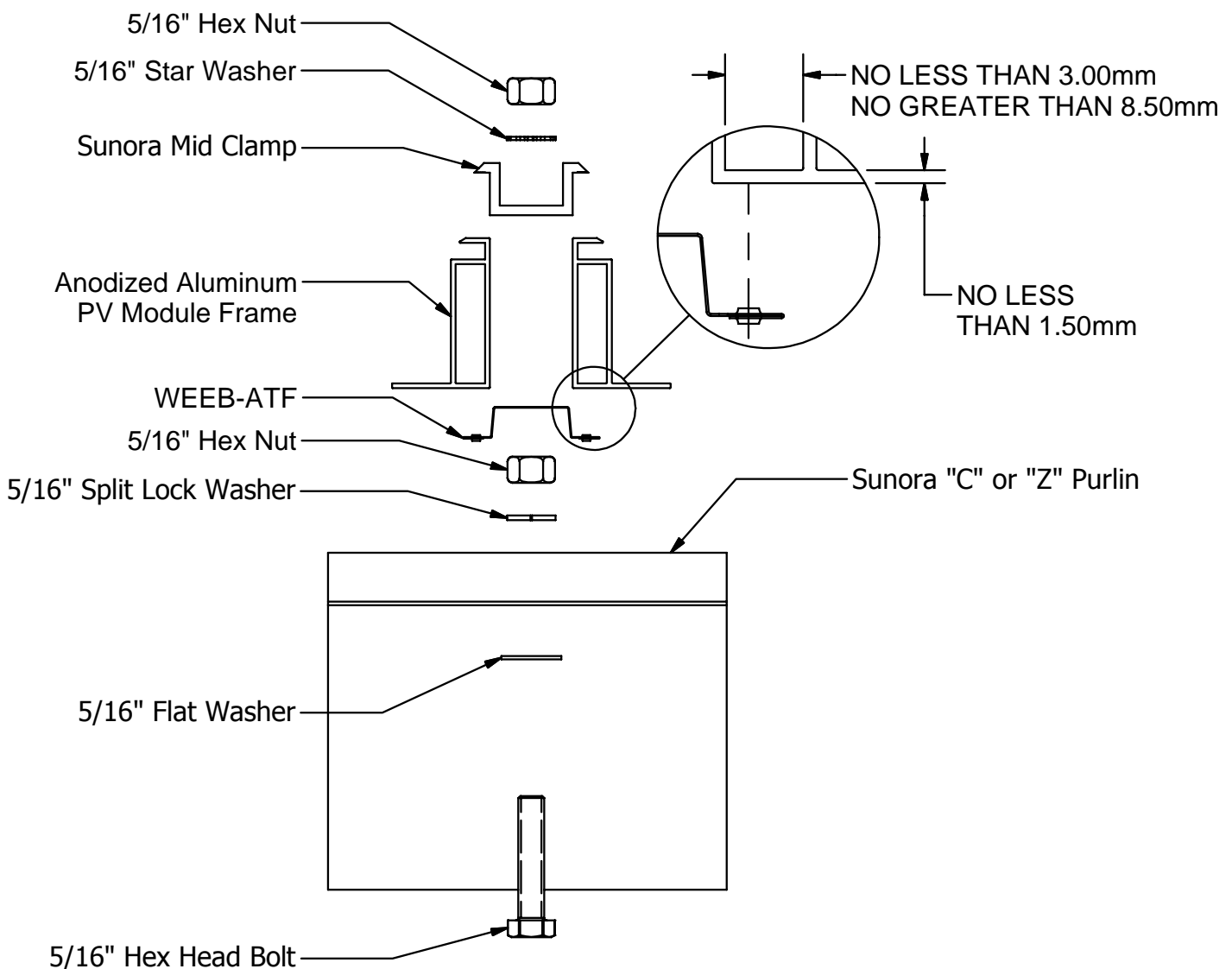


WEEB-ATF COMPATIBILITY

The WEEB family of products can be used to bond anodized aluminum, galvanized steel, steel and other electrically conductive metal structures. All installations shall be in accordance with NEC requirements in the USA and with CSA C22.1 in Canada. The WEEBs are for use with modules that have a maximum fuse rating of less than 25A.

Bottom Mounting Modules

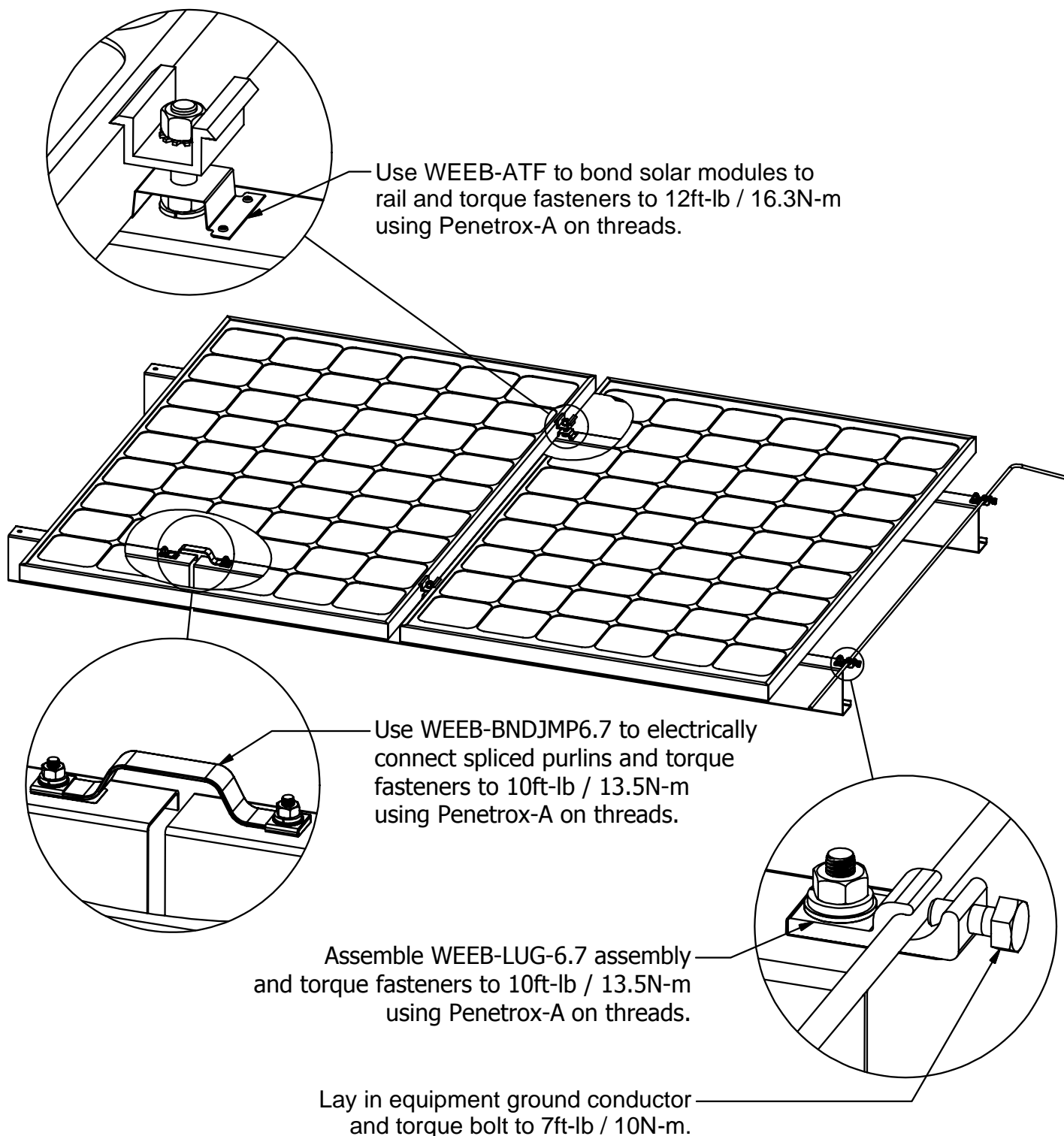
The WEEBs used for bonding the PV modules to the mounting rails are compatible with various cross-sections of module frames. The following is an example of a module frame that is compatible. Notice that the WEEB teeth are positioned completely under the edge of the module frame.



Note:

Inspect each module frame used with a WEEB to ensure that the bottom mounting face of the frame is flat, and that there are no hindrances to embedding WEEB teeth. Do not use a module with a frame that prevents the WEEB teeth from embedding fully.

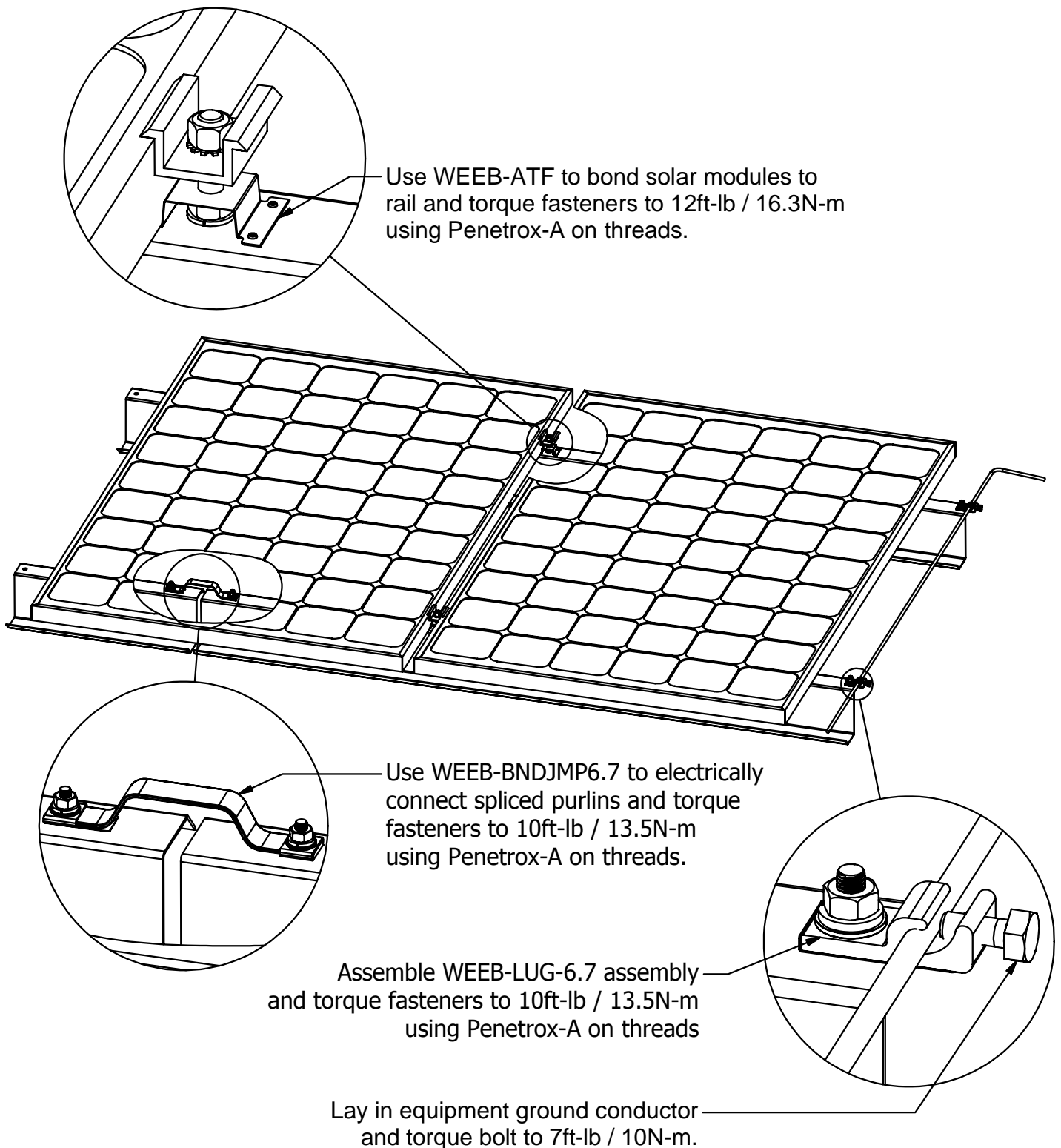
SYSTEM OVERVIEW USING "C" PURLIN



Important notes:

1. Use general purpose anti-seize compound on fastener threads when installing WEEBs.
2. The NEC section 690.43 states "Exposed non-current carrying metal parts of module frames, equipment, and conductor enclosures shall be grounded in accordance with 250.134 or 250.136(A) regardless of voltage".
3. WEEBs are intended for **SINGLE USE ONLY**. Functionality will not be guaranteed if reused.

SYSTEM OVERVIEW USING "Z" PURLIN

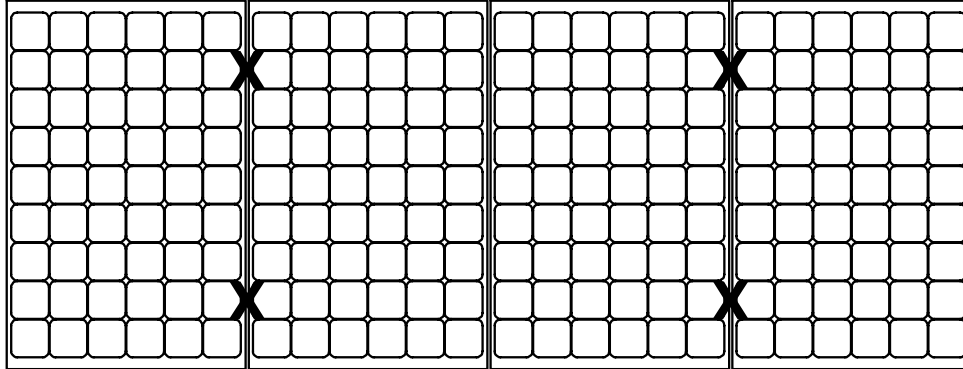


Important notes:

1. Use general purpose anti-seize compound on fastener threads when installing WEEBs.
2. The NEC section 690.43 states "Exposed non-current carrying metal parts of module frames, equipment, and conductor enclosures shall be grounded in accordance with 250.134 or 250.136(A) regardless of voltage".
3. WEEBs are intended for **SINGLE USE ONLY**. Functionality will not be guaranteed if reused.

WEEB-ATF LAYOUT LANDSCAPE MODULE ORIENTATION

EVEN NUMBER OF MODULES IN ROW

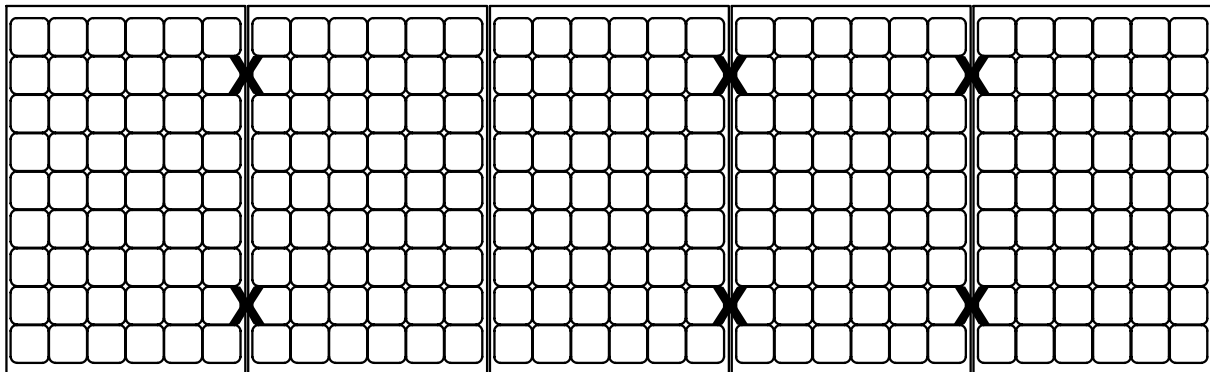


X DENOTES PLACES TO INSTALL WEEB-ATF

$$C \times R = 4 \times 1$$

$$\text{WEEB-ATF NEEDED} = C \times R = 4 \times 1 = 4$$

ODD NUMBER OF MODULES IN ROW



X DENOTES PLACES TO INSTALL WEEB-ATF

$$C \times R = 5 \times 1$$

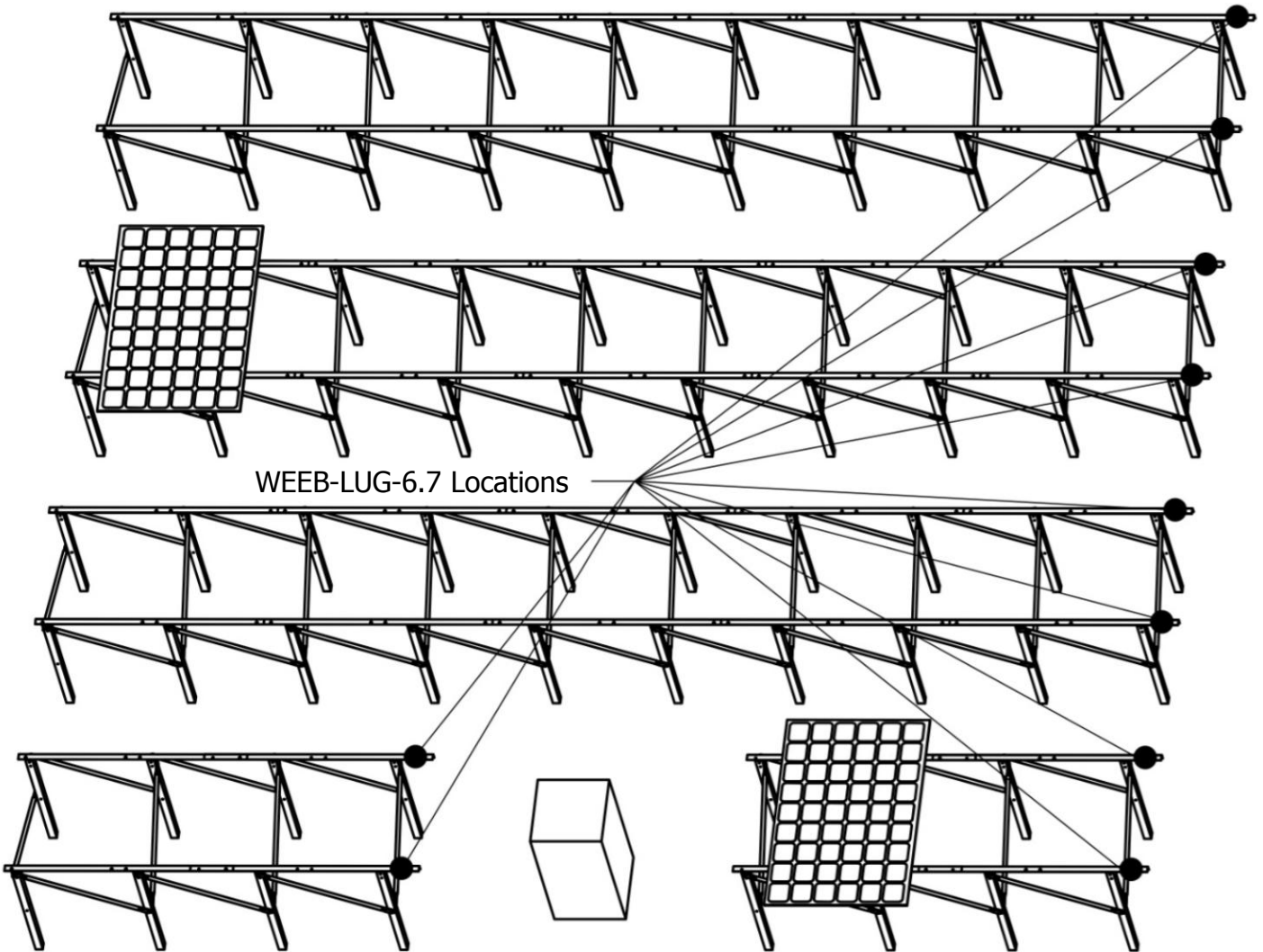
$$\text{WEEB-ATF NEEDED} = (C \times R) + 1 = (5 \times 1) + 1 = 6$$

Note:

When replacing a single faulty module, also remove the adjacent module which contacts the same WEEBs as the faulty module. This will ensure that there are never ungrounded modules in the array.

WEEB-LUG-6.7 LOCATIONS

Install WEEB-LUG-6.7's at the following marked locations.



Customer Service Department
7 Aviation Park Drive
Londonderry, NH 03053
1-800-346-4175
1-603-647-5299 (International)