



# Amveco Toroidal Solutions



*Innovative toroidal magnetics  
provide the superior solution for  
the most challenging applications*





Acme Electric’s Amveco brand specializes in the design and construction of class-leading toroid magnetics. These are suitable for the most challenging applications, including the medical and communications industry. There a number of key benefits of toroids compared to conventional transformers: small size, low stray magnetic field, low hum, lightweight, low no-load losses, higher efficiency, lower temperature rise and easy mounting.

Sections	Table Of Contents
<ul style="list-style-type: none"> <li>• Section 1: Dry-Type Distribution Transformers</li> <li>• Section 2: Medium Voltage Transformers</li> <li>• Section 3: Harmonic Mitigating &amp; Non-Linear Load Transformers</li> <li>• Section 4: Drive Isolation &amp; AC Line Reactors</li> <li>• Section 5: Industrial Control Transformers</li> <li>• Section 6: DIN-Rail Power Supplies/Receptacles &amp; Low Voltage Lighting Transformers</li> <li>• Section 7: Buck-Boost Transformers</li> <li>• Section 8: Panel-Tran Zone Power Centers</li> <li>• Section 9: Power Conditioning Products</li> <li>• <b>Section 10: Amveco Toroidal Solutions</b></li> <li>• Section 11: Custom Solutions</li> </ul>	<p style="text-align: center;"><b>Section 1: Amveco Toroidal Solutions</b></p> <p>General Description &amp; Features.....3 - 4</p> <p>Toroidal Transformer .....5 - 8</p> <p>Medical Grade High Isolation Toroidal Transformer ..... 9</p> <p>Toroidal Power Inductors/ Enclosed Medical Isolation Transformers..... 10</p> <p>Warranty &amp; Number Index..... 11</p>

## Section 10 | General Description and Features

Acme Electric's Amveco brand specializes in the design and construction of class-leading toroid magnetics, for the most challenging applications, including the medical and communications industry.

### Small Size

Most toroids are smaller than their E-I transformer counterparts. They are particularly well suited where low height is a consideration.

### Low Stray Magnetic Field

Toroids have no air gaps since the primaries and secondaries are wound uniformly around the entire core. As a result, toroids emit very low radiated magnetic fields. This makes the toroid ideal for applications involving high sensitivity circuitry.

### Low Mechanical Hum

The core of a toroid is formed from a single strip of grain-oriented electrical grade silicon steel tightly wound in the form of a clock spring with the ends spot-welded in place. The copper wire is wound over polyester film, forming a silent, stable unit without the use of environmentally unfriendly glues or varnishes.

### Low Weight

Toroids weigh up to 50% less, than conventional laminated transformers thanks to their higher efficiency levels. Low weight simplifies end product design by reducing mounting hardware and supporting enclosure requirements.

### Low No-Load Losses

Compared to conventional E-I transformers, toroids exhibit extremely low no-load losses. In applications where a circuit is in a "stand-by" mode for long periods, the potential cost reduction for power can be significant, sometimes 80-90%.

### High Efficiency

Due to its unique construction, toroids are typically between 15 and 30% more efficient than the conventional type.

### Low Operating Temperature

Since most of the losses in a toroid are copper wire, the toroid cools off quicker than the conventional E-I type with more iron. At half the load, the toroid's temperature rise is only about 30% of what it is at full load.

### Easy To Mount

A single-center screw easily and quickly mounts the toroid, avoiding costly mechanical design and practical problems associated with conventional E-I-laminated transformers.

### Safety Standards

Acme Electric proudly holds Certificates from both North American and International Safety Standard Testing Laboratories.

- UL 506 General Purpose Transformers (File # E 122978)
- UL 1950 Information Technology Equipment, Electrical Business Equipment (File # E 138299)
- UL60601-1 Medical and Dental Equipment (File # E 138299)
- UL 1446, Class B, Class F and Class H Insulation Systems (File # E 123069)
- CSA 22.2 No. 66-1988 Specialty Transformers (File # LR 86989)
- CSA 22.2 No. 601.1 M90 Medical Standard for Canada (File # E 138299)
- IEC 601.1 (Medical Standard for International Installations) (File # E 152649)

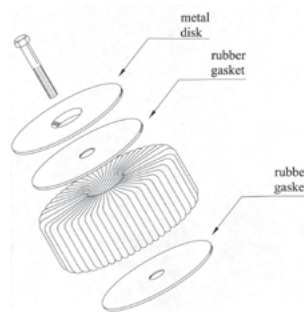
### OVERALL COMPARISON OF 250VA E-I CORE ISOLATION TRANSFORMER VS. 250 VA TOROIDAL ISOLATION TRANSFORMER

Feature	250VA E-I Core Transformer	250VA Toroid Transformer
Height	4.7" (119mm)	2.2" (56mm)
Width	3.9" (99mm)	4.5" (114mm)
Depth	4.3" (109mm)	4.5" (114mm)
Volume	78.8 sqs.in. (508.4cm <sup>2</sup> )	35.0 sq.in. (225.8cm <sup>2</sup> )
Weight	10 lbs. (4.5 kg)	5 lbs. (2.3 kg)
Mounting Requirements	Four corner bolts	Single bolt through center
No Load Losses	10.0 W	1.5 W
Continuity of Magnetic Path	50% of grain perpendicular	100% parallel grain orientation
Air Gaps	Approximately 180 (60 laminations x 3)	None
Magnetic Properties of Core	Affected by clamping, welding, banding, etc.	Optimized prior to winding and remains stable
Coupling Factor	Limited by bobbin width and layers of windings	Maximized by even winding distribution and close proximity to core

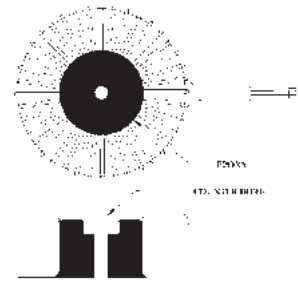
### DIMENSIONS OF METAL MOUNTING DISK AND INSULATION PAD

Power Range (VA)	OD inch (mm)	Hole inch (mm)	Thickness inch (mm)	Recommended Hardware
20	1.7 (45)	0.18 (4.5)	.04 (1)	#8
40-60	2.4 (60)	0.20 (5.2)	.04 (1)	#10
100-150	2.8 (70)	0.26 (6.6)	.04 (1)	1/4"
200-350	3.5 (90)	0.26 (6.6)	0.05 (1.3)	1/4"
425-800	4.4 (110)	0.26 (6.6)	0.06 (1.5)	1/4"
800-120	5.2 (130)	0.33 (8.4)	0.07 (1.7)	5/16"
1200-1500	5.6 (145)	0.41 (10.3)	0.07 (1.7)	3/8"

Metal disk with Insulating Pads Up to 1500VA



Potted Centerhole All sizes



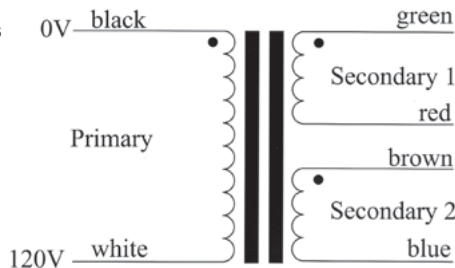
### TOROIDAL TRANSFORMERS – North American Voltage 120V/60Hz

Our standard lines of toroidal transformers are designed for step up or step down general purpose applications in North American and international markets.

#### Features

- 120V, 60Hz
- Many, popular secondary voltage options
- 18 to 1000VA ratings available
- Listed as recognized/certified components (UL and CSA)
- Class A (105°C)
- Disk mounting hardware included
- 10" color-coded self leads
- Wiring configurations with color codes

#### Winding Configurations With Color Codes



**Figure 1**  
Single 120V/60Hz Primary w/ Dual Secondaries



**Figure 2**  
Single 120V/60Hz Primary w/ Single Secondary


**Primary to Secondary Insulation**  
Polyester film-Class B (130°C)  
Four layers minimum between windings  
Meets test requirement of 4000V RMS for 1 minute between primary and secondary

#### Windings

Base coat of Polyester. Heavy topcoat of amide imide (200°C)  
Wound uniformly over entire core  
Better heat dissipation  
Windings configured for minimum flux leakage  
Low voltage maintained between adjacent turns

#### Core Insulation

All cores: 100% surface coverage of four layers of 2 mil polyester film Class B (130°C)  
Protects, insulates and cushions the core from windings and reduces vibration



#### Outer Insulation

Tape wound type: Standard two layers polyester film Class B (130°C)  
Magnetic enclosures optional

#### Core

Cores are manufactured and annealed in-house, under controlled conditions  
Continuous tightly wound grain oriented silicon steel...no airgaps, no mechanical noise  
Lathed radial corners... compact design, most efficient use of materials  
No core caps necessary



### PRIMARY VOLTAGE — 120V 60Hz

Part Number	Nominal Power (VA)	Secondary Voltage (Volts)	Secondary Current (Amps)	Core Loss (Watts)	Copper Loss (Watts)	OD x H Inches (mm)	Weight Lbs. (kg)	Mounting Hardware
AA50182009	18	2 x 9	1.0	3.0	0.20	2.5 x 1.3 (64 x 33)	0.7 (0.3)	#8
AA50182012		2 x 12	0.7	3.0	0.20			
AA50182015		2 x 15	0.6	3.0	0.20			
AA50182018		2 x 18	0.5	3.0	0.20			
AA50362009	36	2 x 9	2.0	5.8	0.25	2.9 x 1.5 (74 x 38)	1.1 (0.5)	#10
AA50362012		2 x 12	1.5	5.8	0.25			
AA50362015		2 x 15	1.2	5.8	0.25			
AA50362018		2 x 18	1.0	5.8	0.25			
AA50602009	60	2 x 9	3.3	8.6	0.45	3.3 x 1.4 (84 x 36)	1.6 (0.7)	#10
AA50602012		2 x 12	2.5	8.6	0.45			
AA50602015		2 x 15	2.0	8.6	0.45			
AA50602018		2 x 18	1.7	8.6	0.45			
AA50902012	90	2 x 12	3.8	12.0	0.60	3.7 x 1.5 (94 x 38)	1.9 (0.9)	#10
AA50902015		2 x 15	3.0	12.0	0.60			
AA50902018		2 x 18	2.5	12.0	0.60			
AA50902022		2 x 22	2.0	12.0	0.60			
AA51152012	115	2 x 12	4.8	16.0	0.90	3.9 x 1.5 (99 x 38)	2.2 (1)	1/4"
AA51152015		2 x 15	3.8	16.0	0.90			
AA51152018		2 x 18	3.2	16.0	0.90			
AA51152022		2 x 22	2.6	16.0	0.90			
AA51702012	170	2 x 12	7.1	19.0	1.20	3.9 x 1.9 (99 x 48)	3.1 (1.4)	1/4"
AA51702015		2 x 15	5.7	19.0	1.20			
AA51702018		2 x 18	4.7	19.0	1.20			
AA51702022		2 x 22	3.9	19.0	1.20			
AA52201220	220	220	1.0	20.0	1.40	4.5 x 1.8 (114 x 46)	4 (1.8)	1/4"
AA52202018		2 x 18	6.1	20.0	1.40			
AA52202022		2 x 22	5.0	20.0	1.40			
AA52202024		2 x 24	4.6	20.0	1.40			
AA53601220	360	220	1.6	22.0	1.70	4.5 x 2.4 (114 x 61)	5.4 (2.5)	1/4"
AA53602024		2 x 24	7.5	22.0	1.70			
AA53602030		2 x 30	6.0	22.0	1.70			
AA53602033		2 x 33	5.5	22.0	1.70			
AA53602038		2 x 38	4.7	22.0	1.70			
AA54501220	450	220	2.1	27.0	2.00	5.4 x 2 (137 x 51)	6.5 (3)	1/4"
AA54502030		2 x 30	7.5	27.0	2.00			
AA54502033		2 x 33	6.8	27.0	2.00			
AA54502038		2 x 38	5.9	27.0	2.00			



### PRIMARY VOLTAGE — 120V 60Hz (CONT.)

Part Number	Nominal Power (VA)	Secondary Voltage (Volts)	Secondary Current (Amps)	Core Loss (Watts)	Copper Loss (Watts)	OD x H Inches (mm)	Weight Lbs. (kg)	Mounting Hardware
AA55501220	550	220	2.5	31.0	2.40	5.4 x 2.6 (137 x 66)	8.5 (3.7)	1/4"
AA55502030		2 x 30	9.2	31.0	2.40			
AA55502033		2 x 33	8.3	31.0	2.40			
AA55502038		2 x 38	7.2	31.0	2.40			
AA56501120	650	120	5.4	36.0	3.10	5.4 x 2.8 (137 x 71)	9.5 (4.3)	5/16"
AA56502024		2 x 24	13.5	36.0	3.10			
AA56502030		2 x 30	10.8	36.0	3.10			
AA56502042		2 x 42	7.7	36.0	3.10			
AA57901120	790	120	6.6	45.0	3.80	5.8 x 2.8 (147 x 71)	11.5 (5.2)	5/16"
AA57902024		2 x 24	16.5	45.0	3.80			
AA57902030		2 x 30	13.2	45.0	3.80			
AA57902042		2 x 42	9.4	45.0	3.80			
AA50001120	1000	120	8.3	45.0	3.80	6.5 x 2.6 (165 x 66)	12.4 (5.6)	5/16"
AA50002024		2 x 24	20.8	45.0	3.80			
AA50002030		2 x 30	16.7	45.0	3.80			
AA50002042		2 x 42	11.9	45.0	3.80			

Note: Electrical measurements @ 20°C ambient temperature. All data subject to change without prior notice.

### TOROIDAL TRANSFORMER – INTERNATIONAL VOLTAGE 2x117V, 50/60Hz

#### Features

- 2 x 117V/50-60Hz primaries
- Many popular secondary voltage options
- 15 to 990VA ratings available
- Listed as recognized/certified components (UL and CSA)
- Class A (105°C)
- Disk mounting hardware included
- 10" color coded self leads
- Wiring configurations with color codes

### PRIMARY VOLTAGE — 2 X 117V 50/60 Hz

Part Number	Nominal Power (VA)	Secondary Voltage (Volts)	Secondary Current (Amps)	Core Loss (Watts)	Copper Loss (Watts)	OD x H Inches (mm)	Weight Lbs. (kg)	Mounting Hardware
AA50152006	15	2 x 6	1.25	3.0	0.20	2.5 x 1.3 (64 x 33)	0.7 (0.3)	#8
AA50152009		2 x 9	0.83	3.0	0.20			
AA50152012		2 x 12	0.62	3.0	0.20			
AA50152015		2 x 15	0.5	3.0	0.20			
AA50152018		2 x 18	0.42	3.0	0.20			
AA50152022		2 x 22	0.3	3.0	0.20			
AA50302006	30	2 x 6	2.5	5.8	0.25	3.0 x 1.5 (76 x 38)	1.1 (0.5)	#10
AA50302009		2 x 9	1.67	5.8	0.25			
AA50302012		2 x 12	1.25	5.8	0.25			
AA50302015		2 x 15	1	5.8	0.25			
AA50302018		2 x 18	0.88	5.8	0.25			
AA50302022		2 x 22	0.68	5.8	0.25			





### PRIMARY VOLTAGE — 2 X 117V 50/60 Hz (CONT.)

Part Number	Nominal Power (VA)	Secondary Voltage (Volts)	Secondary Current (Amps)	Core Loss (Watts)	Copper Loss (Watts)	OD x H Inches (mm)	Weight Lbs. (kg)	Mounting Hardware
AA50502006	50	2 x 6	4.2	8.6	0.45	3.2 x 1.4 (81 x 36)	1.6 (0.7)	#10
AA50502009		2 x 9	2.8	8.6	0.45			
AA50502012		2 x 12	2.1	8.6	0.45			
AA50502015		2 x 15	1.7	8.6	0.45			
AA50502018		2 x 18	1.4	8.6	0.45			
AA50502022		2 x 22	1.1	8.6	0.45			
AA50502024		2 x 24	1	8.6	0.45			
AA50952009	95	2 x 9	2.8	16.0	0.90	3.9 x 1.5 (99 x 38)	2.2 (1)	1/4"
AA50952012		2 x 12	2.1	16.0	0.90			
AA50952015		2 x 15	3.2	16.0	0.90			
AA50952018		2 x 18	2.6	16.0	0.90			
AA50952022		2 x 22	2.2	16.0	0.90			
AA50952024		2 x 24	2	16.0	0.90			
AA50952028		2 x 28	1.7	16.0	0.90			
AA50952030	2 x 30	1.6	16.0	0.90				
AA51402012	140	2 x 12	5.8	19.0	1.20	3.9 x 1.9 (99 x 48)	3 (1.4)	1/4"
AA51402015		2 x 15	4.7	19.0	1.20			
AA51402018		2 x 18	3.9	19.0	1.20			
AA51402022		2 x 22	3.2	19.0	1.20			
AA51402024		2 x 24	2.9	19.0	1.20			
AA51402028		2 x 28	2.5	19.0	1.20			
AA51402030		2 x 30	2.3	19.0	1.20			
AA51402117	2 x 117	0.6	19.0	1.20				
AA51852012	185	2 x 12	7.7	20.0	1.40	4.5 x 1.9 (114 x 48)	4 (1.8)	1/4"
AA51852015		2 x 15	6.16	20.0	1.40			
AA51852018		2 x 18	5.1	20.0	1.40			
AA51852022		2 x 22	4.2	20.0	1.40			
AA51852024		2 x 24	3.9	20.0	1.40			
AA51852028		2 x 28	3.3	20.0	1.40			
AA51852030		2 x 30	3.1	20.0	1.40			
AA51852117	2 x 117	0.8	20.0	1.40				
AA52402015	240	2 x 15	8	22.0	1.70	4.5 x 2.1 (114 x 53)	4.8 (2.2)	1/4"
AA52402018		2 x 18	6.7	22.0	1.70			
AA52402024		2 x 24	5	22.0	1.70			
AA52402030		2 x 30	4	22.0	1.70			
AA52402038		2 x 38	3.2	22.0	1.70			
AA52402117		2 x 117	1	22.0	1.70			





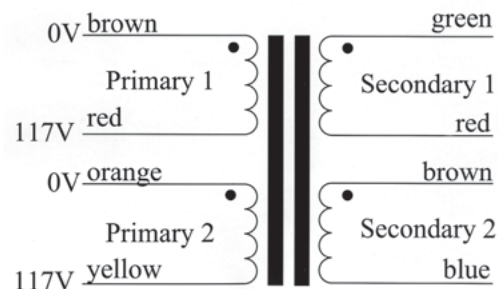
### PRIMARY VOLTAGE — 2 X 117V 50/60 Hz (CONT.)

Part Number	Nominal Power (VA)	Secondary Voltage (Volts)	Secondary Current (Amps)	Core Loss (Watts)	Copper Loss (Watts)	OD x H Inches (mm)	Weight Lbs. (kg)	Mounting Hardware
AA53002015		2 x 15	10	22.0	1.70			
AA53002018		2 x 18	8.3	22.0	1.70			
AA53002024	300	2 x 24	6.2	22.0	1.70	4.6 x 2.6 (117 x 66)	5.7 (2.6)	1/4"
AA53002030		2 x 30	5	22.0	1.70			
AA53002038		2 x 38	5	22.0	1.70			
AA53002117		2 x 117	1.3	22.0	1.70			
AA53752018		2 x 18	10.4	27.0	2.00			
AA53752024		2 x 24	7.8	27.0	2.00			
AA53752030	375	2 x 30	6.3	27.0	2.00	5.4 x 2.0 (137 x 51)	6.7 (3)	1/4"
AA53752038		2 x 38	4.9	27.0	2.00			
AA53752117		2 x 117	4.9	27.0	2.00			
AA54602024			2 x 24	9.6	31.0			
AA54602030	460	2 x 30	7.7	31.0	2.40	5.4 x 2.6 (137 x 66)	7.9 (3.6)	1/4"
AA54602038		2 x 38	6	31.0	2.40			
AA54602117		2 x 117	2	31.0	2.40			
AA56252024			2 x 24	13	36.0			
AA56252030		2 x 30	10.4	36.0	3.10			
AA56252033	625	2 x 33	9.5	36.0	3.10	5.5 x 3.2 (140 x 81)	9.5 (4.3)	1/4"
AA56252038		2 x 38	8.2	36.0	3.10			
AA56252117		2 x 117	2.7	36.0	3.10			
AA58002024			2 x 24	16.7	45.0			
AA58002030		2 x 30	13.3	45.0	3.80			
AA58002038	800	2 x 38	10.5	45.0	3.80	6.4 x 2.7 (163 x 69)	12.3 (5.6)	5/16"
AA58002048		2 x 48	8.2	45.0	3.80			
AA58002117		2 x 117	3.4	45.0	3.80			
AA59902024			2 x 24	20.6	45.0			
AA59902042	990	2 x 42	11.8	45.0	3.80	6.5 x 3.0 (165 x 76)	15.2 (6.9)	5/16"
AA59902055		2 x 55	9	45.0	3.80			
AA59902117		2 x 117	4.2	45.0	3.80			

Note: Electrical measurements @ 20°C ambient temperature. All data subject to change without prior notice.

### Winding Configurations With Color Codes

Dual 117V 50/60Hz Primaries w/ Dual Secondaries  
Multiple primaries must be connected in series or parallel.





### MEDICAL GRADE HIGH ISOLATION TOROIDAL TRANSFORMERS

Medical grade isolation transformers are installed in numerous medical power applications due to the advantages toroids have compared to other transformer constructions. The designs and constructions of medical transformers are greatly impacted by rigorous rules, guidelines, and laws that dictate specific requirements such as spacing, creepage distances, and leakage current maximums.

#### Quad Primaries: 100V, 120V, 220V, 240V - 50/60Hz

Part Number	Nominal (VA)	Secondary Current at 120V (Amps)	Secondary Current at 240V (Amps)	OD x H Inches (mm)	Weight Lbs. (kg)
MT0100DS	100 VA	0.83	0.42	4.0 x 2.0 (102 x 51)	2.7 (1.2)
MT0100SS	100 VA	0.83		4.0 x 2.0 (102 x 51)	2.7 (1.2)
MT0230DS	230 VA	1.92	0.96	4.6 x 2.4 (117 x 61)	5.2 (2.4)
MT0230SS	230 VA	1.92		4.6 x 2.4 (117 x 61)	5.2 (2.4)
MT0400DS	400 VA	3.33	1.67	5.5 x 2.5 (140 x 64)	8 (3.6)
MT0400SS	400 VA	3.33		5.5 x 2.5 (140 x 64)	8 (3.6)
MT0600DS	600 VA	5	2.5	6.2 x 3.1 (157 x 79)	13 (5.9)
MT0600SS	600 VA	5		6.2 x 3.1 (157 x 79)	13 (5.9)
MT0750DS	750 VA	6.25	3.12	6.6 x 3.0 (168 x 79)	14 (6.4)
MT0750SS	750 VA	6.25		6.6 x 3.0 (168 x 79)	14 (6.4)
MT1000DS	1000 VA	8.33	4.16	6.9 x 3.5 (175 x 89)	20 (9.1)
MT1500DS	1500 VA	12.5	6.25	8.2 x 4.0 (208 x 102)	28 (12.7)
MT2000DS	2000 VA	16.6	8.33	9.1 x 4.4 (231 x 112)	35 (15.9)
MT2500DS	2500 VA	20.8	10.4	9.4 x 4.5 (239 x 114)	39 (17.7)
MT3000DS	3000 VA	25	12.5	10.0 x 4.3 (254 x 109)	47 (21.3)
MT3750DS	3750 VA	31.2	15.6	10.5 x 4.9 (267 x 124)	65 (29.5)
MT5000DS	5000 VA	41.6	20.8	11.6 x 5.4 (295 x 137)	78 (35.4)
MT6250DS	6250 VA	52	26	12.0 x 5.6 (305 x 143)	90 (40.8)
MT7500DS	7500 VA	62.5	31.2	12.0 x 5.5 (305 x 140)	100 (45.4)
MT8750DS	8750 VA	72.9	36.4	12.5 x 5.5 (318 x 140)	110 (49.9)
MT10000DS	10000 VA	83.3	41.6	13.0 x 5.2 (330 x 132)	120 (54.4)

**Note:** Electrical measurements @ 20°C ambient temperature. All data subject to change without prior notice.

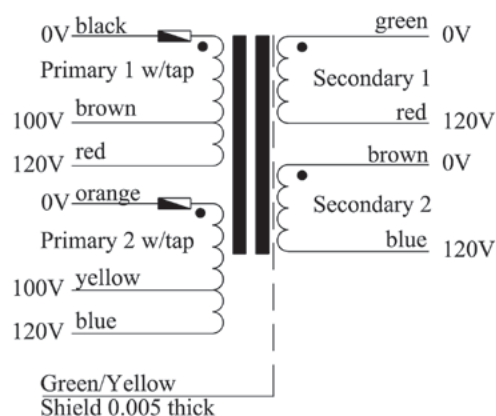
(suffix) SS = (Single Secondary) Secondary 1 only

(suffix) DS = (Dual Secondary) Secondary 1 & 2

Units rated below 1000VA come with metal disk and insulating pads.

Units rated 1000VA and larger are center potted.

Part numbers MT100 through MT5000 carry full TUV BAUARTMARK.



## Section 10 | Toroidal Power Inductors General Description and Features

### TOROIDAL POWER INDUCTORS

Many of the same features offered by our toroidal transformers are also true for our tor DC filtering and AC circuits. A toroidal DC filter choke for line frequency operation used in conjunction with a toroidal power transformer allows our engineering to design a small size transformer. Using toroidal DC filter chokes also reduces the size of the required filter capacitors.

Part Number	Current I DC (Amps)	Current RMS (Amps)	Inductance (mH)	Power (WS)	Core Losses (W)	Copper Losses (W)	OD x HT Inches (mm.)	Weight Lbs. (kg)
L0540	5	3.5	40	0.5	1.5	12.8	3.8 x 1.9 (97 x 48)	2.5 (1.1)
L0560	5	3.5	60	0.75	3	13.8	4.6 x 2.0 (117 x 51)	4 (1.8)
L1020	10	7	20	1	4	16.7	5.5 x 2.0 (140 x 51)	6 (2.7)
L1040	10	7	40	2	5	23.4	5.5 x 2.4 (140 x 61)	8 (3.6)
L1060	10	7	60	3	7	28.6	5.9 x 2.8 (150 x 71)	11.5 (5.2)
L1510	15	10.6	10	1.13	4	18.7	5.5 x 2.0 (140 x 51)	6 (2.7)
L1515	15	10.6	15	1.69	5	22.7	5.5 x 2.4 (140 x 61)	7.5 (3.4)
L1520	15	10.6	20	2.25	5	26.3	5.5 x 2.4 (140 x 61)	8 (3.6)
L1540	15	10.6	40	4.5	8	37.8	6.5 x 2.8 (165 x 71)	15 (6.8)
L2010	20	14.1	10	2	5	23.2	5.5 x 2.4 (140 x 61)	8 (3.6)
L2015	20	14.1	15	3	7	28.4	5.9 x 2.8 (150 x 71)	11.5 (5.2)
L2020	20	14.1	20	4	8	32.8	6.5 x 2.8 (165 x 71)	14 (6.4)
L2040	20	14.1	40	8	12	42.8	8.0 x3.5 (203 x 89)	27 (12.3)
L3005	30	21.2	5	2.25	5	26.1	5.5 x 2.4 (140 x 61)	8.5 (3.9)
L3010	30	21.2	10	4.5	8	37.8	6.5 x 2.8 (165 x 71)	15 (6.8)
L3015	30	21.2	15	6.75	11	45.9	8.0 x 3.0 (203 x 76)	22 (10)
L3020	30	21.2	20	9	13	43.2	8.0 x 3.5 (203 x 89)	28 (12.7)
L4005	40	28.3	5	4	8	32	6.5 x 2.8 (165 x 71)	14 (6.4)
L4010	40	28.3	10	8	13	43.2	8.0 x 3.5 (203 x 89)	27 (12.3)
L4015	40	28.3	15	12	20	56	10.0 x3.4 (254 x 86)	39 (17.7)
L5005	50	35.3	5	6.25	11	35	8.0 x 3.0 (203 x 76)	23 (10.4)
L5010	50	35.3	10	12.5	20	57.5	10.0 x 3.4 (254 x 86)	39 (17.7)
L6005	60	42.4	5	9	12	43.2	8.0 x 3.5 (203 x 89)	29 (13.2)

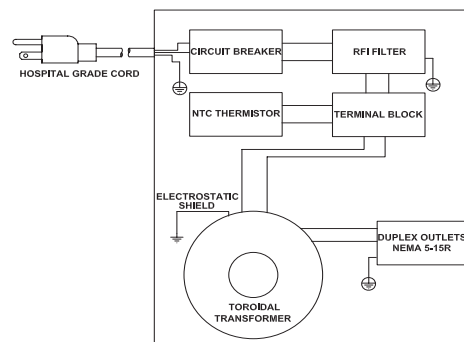
**Notes:** Electrical measurements @ 20°C ambient temperature. All data subject to change without prior notice.

### ENCLOSED MEDICAL ISOLATION TRANSFORMERS

Acme Electric now offers a line of fully enclosed medical isolation transformers, featuring Amveco Toroidal Power technology. For medical grade applications, these units provide additional safety and protection. When using electronic devices in a medical, these medical grade transformers will bring the equipment into compliance with the UL 60601 medical safety standard. The transformers operate at 120V 60Hz input with 120V output. They have built in RFI filtering and in-rush current limiting. The transformer design utilizes toroidal transformer which offers light weight, high efficiency, quiet operation, cool overall temperature, and low stray magnetic field.

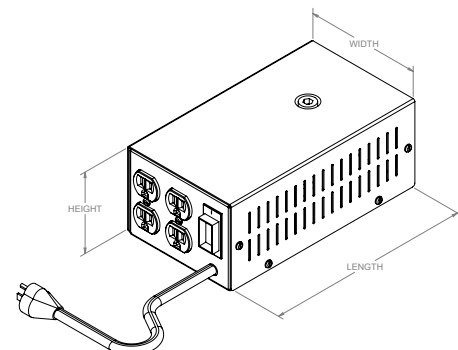
#### Features

- Fully enclosed medical isolation transformers housed in white aluminum enclosure
- Designed for North American 120V 60Hz input operation
- UL listed to UL 60601-1 and c-UL listed to CSA C22.2 No.601.1.
- High efficiency toroidal transformer design yielding overall compact size and low weight.
- Low leakage design. Less than 100 µA leakage current.
- Built in filtering with RFI interference and inrush protection.
- Surge suppression
- 10 ft hospital grade power cord
- Duplex 'green-dot' hospital grade outlets
- On/Off circuit breaker
- Floor standing or wall mount



### ENCLOSED MEDICAL ISOLATION TRANSFORMERS 120 VOLT PRIMARY — 120 SECONDARY VOLT — 60 Hz

VA	Catalog Number	Width (Inches)(Cm.)	Height (Inches)(Cm.)	Length (Inches)(Cm.)	Weight (Lbs.)(Kg.)	Load Regulation	NEMA PLUG	Hospital Grade Duplex Outlets
300	AS30327	5.63 (14.3)	4.13 (10.5)	10.00 (25.4)	10 (4.5)	4.5%	5-15P	(2) 5-15R
600	AS30328	7.13 (18.1)	4.13 (10.5)	12.50 (31.7)	17 (7.7)	2.9%	5-15P	(3) 5-15R
900	AS30329	7.13 (18.1)	4.13 (10.5)	12.50 (31.7)	26 (11.8)	1.5%	5-15P	(4) 5-15R
1200	AS30330	9.13 (23.2)	4.13 (10.5)	14.00 (35.6)	32 (14.5)	1.4%	5-15P	(4) 5-15R
1800	AS30331	9.13 (23.2)	4.13 (10.5)	14.00 (35.6)	37 (16.8)	1.7%	5-20P	(4) 5-20R



# Warranty Certificate

**Acme Electric 10-Year Limited\* Warranty**

Acme Electric (Acme) warrants to the original purchaser to correct by repair, replacement or refund of original purchase price, at Acme's option, products manufactured and sold by its Power Distribution Products Division, that may fail in service within the applicable period as set forth below, from the date of manufacture provided however, that conditions of operation have been normal at all times, and that the equipment has not been subjected to abnormal stress from such causes as incorrect primary voltage or frequency, improper ventilation or improper use. This warranty is made on the condition that prompt notice of defect is given to Acme in writing within the warranty period, and that Acme's inspection reveals to its satisfaction that the original purchaser's claim is valid under the terms of this warranty. Acme's obligation under this warranty, which is in lieu of all other warranties, express or implied, including the implied warranty of fitness for a particular purpose and merchantability, is limited to replacing or repairing defective products or parts, free of charge, provided they are returned to the factory, or refund of original purchase price, at Acme's option. However, purchased components (except for timers and photocells used in low voltage lighting power supplies) including but not limited to capacitors, circuit breakers, terminal blocks, batteries, fuses and tubes shall not be covered under this warranty. Repairs or replacement deliveries shall not interrupt or prolong the term of this warranty. Acme will not be liable for any special, indirect, consequential or incidental damages, including, without limitation, from loss of use, data, function or profits deriving out of or in connection with the use or performance of the product and shall have no liability for payment of any other damages whether in an action of contract, strict liability or tort. The remedy provided herein states Acme Electric's entire liability and buyer's sole and exclusive remedy here under. Rights may vary in certain states.

**\*Warranty Period:**  
Standard Catalog Transformers — 10-year limited; Medium Voltage Transformer — 3-year limited, Custom products — 1 year.





AA50001120 _____ 6	AA50902015 _____ 5	AA52202018 _____ 5	AA55502038 _____ 6	L1540 _____ 10
AA50002024 _____ 6	AA50902018 _____ 5	AA52202022 _____ 5	AA56252024 _____ 8	L2010 _____ 10
AA50002030 _____ 6	AA50902022 _____ 5	AA52202024 _____ 5	AA56252030 _____ 8	L2015 _____ 10
AA50002042 _____ 6	AA50952009 _____ 7	AA52402015 _____ 7	AA56252033 _____ 8	L2020 _____ 10
AA50152006 _____ 6	AA50952012 _____ 7	AA52402018 _____ 7	AA56252038 _____ 8	L2040 _____ 10
AA50152009 _____ 6	AA50952015 _____ 7	AA52402024 _____ 7	AA56252117 _____ 8	L3005 _____ 10
AA50152012 _____ 6	AA50952018 _____ 7	AA52402030 _____ 7	AA56501120 _____ 6	L3010 _____ 10
AA50152015 _____ 6	AA50952022 _____ 7	AA52402038 _____ 7	AA56502024 _____ 6	L3015 _____ 10
AA50152018 _____ 6	AA50952024 _____ 7	AA52402117 _____ 7	AA56502030 _____ 6	L3020 _____ 10
AA50152022 _____ 6	AA50952028 _____ 7	AA53002015 _____ 8	AA56502042 _____ 6	L4005 _____ 10
AA50182009 _____ 5	AA50952030 _____ 7	AA53002018 _____ 8	AA57901120 _____ 6	L4010 _____ 10
AA50182012 _____ 5	AA51152012 _____ 5	AA53002024 _____ 8	AA57902024 _____ 6	L4015 _____ 10
AA50182015 _____ 5	AA51152015 _____ 5	AA53002030 _____ 8	AA57902030 _____ 6	L5005 _____ 10
AA50182018 _____ 5	AA51152018 _____ 5	AA53002038 _____ 8	AA57902042 _____ 6	L5010 _____ 10
AA50302006 _____ 6	AA51152022 _____ 5	AA53002117 _____ 8	AA58002024 _____ 8	L6005 _____ 10
AA50302009 _____ 6	AA51402012 _____ 7	AA53601120 _____ 5	AA58002030 _____ 8	MT0100DS _____ 9
AA50302012 _____ 6	AA51402015 _____ 7	AA53602024 _____ 5	AA58002038 _____ 8	MT0100SS _____ 9
AA50302015 _____ 6	AA51402018 _____ 7	AA53602030 _____ 5	AA58002048 _____ 8	MT0230DS _____ 9
AA50302018 _____ 6	AA51402022 _____ 7	AA53602033 _____ 5	AA58002117 _____ 8	MT0230SS _____ 9
AA50302022 _____ 6	AA51402024 _____ 7	AA53602038 _____ 5	AA59902024 _____ 8	MT0400DS _____ 9
AA50362009 _____ 5	AA51402028 _____ 7	AA53752018 _____ 8	AA59902042 _____ 8	MT0400SS _____ 9
AA50362012 _____ 5	AA51402030 _____ 7	AA53752024 _____ 8	AA59902055 _____ 8	MT0600DS _____ 9
AA50362015 _____ 5	AA51402117 _____ 7	AA53752030 _____ 8	AA59902117 _____ 8	MT0600SS _____ 9
AA50362018 _____ 5	AA51702012 _____ 5	AA53752038 _____ 8	AS30327 _____ 10	MT0750DS _____ 9
AA50502006 _____ 7	AA51702015 _____ 5	AA53752117 _____ 8	AS30328 _____ 10	MT0750SS _____ 9
AA50502009 _____ 7	AA51702018 _____ 5	AA54501220 _____ 5	AS30329 _____ 10	MT1000DS _____ 9
AA50502012 _____ 7	AA51702022 _____ 5	AA54502030 _____ 5	AS30330 _____ 10	MT1000DS _____ 9
AA50502015 _____ 7	AA51852012 _____ 7	AA54502033 _____ 5	AS30331 _____ 10	MT1500DS _____ 9
AA50502018 _____ 7	AA51852015 _____ 7	AA54502038 _____ 5	L0540 _____ 10	MT2000DS _____ 9
AA50502022 _____ 7	AA51852018 _____ 7	AA54602024 _____ 8	L0560 _____ 10	MT2500DS _____ 9
AA50502024 _____ 7	AA51852022 _____ 7	AA54602030 _____ 8	L1020 _____ 10	MT3000DS _____ 9
AA50602009 _____ 5	AA51852024 _____ 7	AA54602038 _____ 8	L1040 _____ 10	MT3750DS _____ 9
AA50602012 _____ 5	AA51852028 _____ 7	AA54602117 _____ 8	L1060 _____ 10	MT5000DS _____ 9
AA50602015 _____ 5	AA51852030 _____ 7	AA55501220 _____ 7	L1510 _____ 10	MT6250DS _____ 9
AA50602018 _____ 5	AA51852117 _____ 7	AA55502030 _____ 6	L1515 _____ 10	MT7500DS _____ 9
AA50902012 _____ 5	AA52201220 _____ 5	AA55502033 _____ 6	L1520 _____ 10	MT8750DS _____ 9



*Our history is strong,  
engaging and dedicated...  
just like our people.*



***The Acme Electric Legacy***

Acme Electric provides power quality and conversion equipment to OEM, industrial and commercial markets. Founded in 1917 in Cleveland, Ohio as the Acme Electric and Machine Company, the company has a legacy of providing innovative electrical products. Acme is now part of Hubbell Incorporated, one of the largest electrical manufacturers in North America. Hubbell's history of innovation extends back to 1888 and the invention of the pull chain light switch and the electric plug.

Acme's original product line of motor-driven battery chargers, electrical appliances and electrical generators has transformed to a diversified mix of high-quality low voltage, medium voltage and 3 phase transformers and power supplies.

Learn more about us at [www.hubbell.com/acmeelectric/en](http://www.hubbell.com/acmeelectric/en)



**COMMERCIAL  
CONSTRUCTION**

A Division of Hubbell Incorporated (Delaware)

ACME ELECTRIC  
Menomonee Falls, WI 53051  
[www.hubbell.com/acmeelectric/en](http://www.hubbell.com/acmeelectric/en)  
800-334-5214

