




Industrial Control Transformers



Industrial Control Transformers provide a low and safe control voltage for the operation of electromagnetic devices, such as motor starters, contactors, solenoids and timers or other loads requiring above average voltage regulation when actuated.





Acme Electric's Industrial Control Transformers are dry-type, step-down transformers with the secondary control circuit isolated from the primary line circuit to assure maximum safety. The windings and internal terminations are sealed in epoxy encapsulant and encased in a durable thermoplastic end cap, protecting them from potentially damaging moisture, dirt and other ambient contaminants.

Our models are designed especially to accommodate the momentary current inrush caused when electromagnetic components are energized... without sacrificing secondary voltage stability beyond practical limits. Voltage regulation exceeds standards recommended by NEMA. Secondary circuit voltage drop between no-load and momentary overload remains exceptionally low. This excellent secondary circuit voltage regulation assures reliable operation of electromagnetic components and may permit the use of a smaller and less expensive transformer.

Sections	Table Of Contents
<ul style="list-style-type: none"> • Section 1: Dry-Type Distribution Transformers • Section 2: Medium Voltage Transformers • Section 3: Harmonic Mitigating & Non-Linear Load Transformers • Section 4: Drive Isolation & AC Line Reactors • Section 5: Industrial Control Transformers • Section 6: DIN-Rail Power Supplies/Receptacles & Low Voltage Lighting Transformers • Section 7: Buck-Boost Transformers • Section 8: Panel-Tran Zone Power Centers • Section 9: Power Conditioning Products • Section 10: Amveco Toroidal Solutions • Section 11: Custom Solutions 	<p style="text-align: center;">Section 5: Industrial Control Transformers</p> <p>General Description & Features / TB Series 3</p> <p>Selection Charts 4 - 8</p> <p>General Description & Features / CE Series 9</p> <p>Selection Charts 9 - 12</p> <p>Dimensional Drawings / Wirintg Diagrams 12 - 13</p> <p>Harsh Environments / General Description & Features / T1 Series 14</p> <p>Warranty & Number Index 15</p>

Section 5 | General Description and Features

INDUSTRIAL CONTROL TRANSFORMERS

Industrial control transformers are used to reduce supply voltages to 240V or lower for the operation of electromagnetic devices such as contactors, solenoids, relays, and timers. They are especially designed to accommodate the momentary current inrush caused when electromagnetic components are energized without sacrificing secondary voltage stability beyond practical limits.

Acme Industrial Control Transformers are dry-type, step-down transformers with the secondary control circuit isolated from the primary line circuit to assure maximum safety.

Voltage regulation of Acme Industrial Control Transformers exceeds standards recommended by the National Electrical Manufacturers Association. Secondary circuit voltage drop between no-load and momentary overload remains exceptionally low. This excellent secondary circuit voltage regulation assures reliable operation of electromagnetic components and may permit the use of a smaller and less expensive industrial control transformer.

TB Series industrial control transformer

Acme's TB Series Industrial Control Transformers are especially designed to accommodate the momentary current inrush caused when electromagnetic components are energized... without sacrificing secondary voltage stability beyond practical limits. The transformer's windings and internal terminations are sealed within an epoxy encapsulant encased in a durable thermoplastic end cap, protecting them from potentially damaging moisture, dirt and other ambient contaminants. Acme's TB Series transformers are dry-type, step-down transformers with the secondary control circuit isolated from the primary line circuit to assure maximum safety.



Voltage regulation of Acme's TB Series transformers exceeds standards recommended by the National Electrical Manufacturers Association. Secondary circuit voltage drop between no-load and momentary overload remains exceptionally low. This excellent secondary circuit voltage regulation assures reliable operation of electromagnetic components and may permit the use of a smaller and less expensive industrial control transformer.

Features

- 50 –5000 VA, 50/60 Hz.
- Epoxy encapsulated design protects core & coil assembly from potentially damaging contaminants
- Constructed with high quality silicon steel lamination to minimize core losses and increase efficiency
- Integrally molded terminal blocks with isolation barriers to prevent arc over
- Primary fuse blocks kits available and easily adaptable
- Secondary Fuse Clips factory installed, where applicable
- Series-parallel connecting links save wiring and labor costs
- Terminal blocks allow full access for ring terminals for easy installation even with solid strand conductors
- Copper windings on all groups
- Heavy gauge steel mounting plate adapts to various mounting dimensions
- Voltage regulation exceeds NEMA requirements
- UL Listed and CSA Certified or cUL
- Meets or exceeds UL, CSA, NEMA, ANSI and OSHA Standards
- Twenty year limited warranty
- Assembled in the USA of imported and domestic components

Applications

- Motor Starters
- Contactors
- Solenoids
- Timer Circuits
- Relays
- Control Panels
- Robotics



Group A

120 X 240 PRIMARY VOLTS — 12/24 SECONDARY VOLTS — 1Ø 50/60 Hz

VA Rating	Catalog Number	Dimensions (inches)(cm)					Weight (lb)(kg)	Wiring Diag.
		A	B	C	D	E		
50	TB50A001 ①③	3.78 (9.60)	3 (7.62)	2.72 (6.90)	1.96 (4.98)	2.5 (6.35)	2.7 (1.22)	1
75	TB75A001 ①③	4 (10.16)	3 (7.62)	2.72 (6.90)	2.42 (6.15)	2.5 (6.35)	3.4 (1.54)	1
100	TB100A001 ①③	4 (10.16)	3.38 (8.59)	3.05 (7.747)	2.42 (6.15)	2.81 (7.14)	4.4 (2.00)	1
150	TB150B001 ①③	4.03 (10.24)	3.75 (9.53)	3.36 (8.53)	2.82 (7.16)	3.13 (7.95)	6 (2.72)	1
200	TB200B001 ①③	4.38 (11.13)	4.5 (11.43)	3.98 (10.11)	2.42 (6.15)	3.75 (9.53)	8.9 (4.04)	1
250	TB250B001 ①③	4.38 (11.13)	4.5 (11.43)	3.98 (10.11)	2.82 (7.16)	3.75 (9.53)	9.3 (4.22)	1
300	TB300B001 ②④	4.75 (12.07)	4.5 (11.43)	3.98 (10.11)	3.18 (8.08)	3.75 (9.53)	11 (4.99)	1
350	TB350B001 ②④	5 (12.7)	4.5 (11.43)	3.98 (10.11)	3.43 (8.71)	3.75 (9.53)	11.3 (5.13)	1
500	TB500B001 ②④	5.45 (13.84)	5.25 (13.34)	4.64 (11.79)	3.87 (9.83)	4.38 (11.1)	18 (8.16)	1
750	TB750B001 ②④	6.95 (17.65)	5.25 (13.34)	4.64 (11.79)	5.37 (13.64)	4.38 (11.13)	26.5 (12.02)	1

Group B

120 X 240 PRIMARY VOLTS — 120 X 240 SECONDARY VOLTS — 1Ø 50/60 Hz

VA Rating	Catalog Number	Dimensions (inches)(cm)					Weight (lb)(kg)	Wiring Diag.
		A	B	C	D	E		
50	TB50A003 ①③	3.78 (9.60)	3 (7.62)	2.72 (6.91)	1.96 (4.98)	2.5 (6.35)	2.7 (1.22)	3
100	TB100A003 ①③	4 (10.16)	3.38 (8.59)	3.03 (7.70)	2.42 (6.15)	2.81 (7.14)	4.4 (2.00)	3
150	TB150B003 ①③	4.03 (10.24)	3.75 (9.53)	3.35 (8.51)	2.82 (7.16)	3.13 (7.95)	6 (2.72)	3
250	TB250B003 ①③	4.38 (11.13)	4.5 (11.43)	3.97 (10.08)	2.82 (7.16)	3.75 (9.53)	9.3 (4.22)	3
350	TB350B003 ①③	4.75 (12.07)	4.5 (11.43)	3.97 (10.08)	3.74 (9.50)	3.75 (9.53)	11.6 (5.26)	3
500	TB500B003 ①③	6.11 (15.52)	5.25 (13.34)	4.63 (11.76)	3.87 (9.83)	4.38 (11.13)	17.4 (7.89)	3
750	TB750B003 ①③	7.61 (19.33)	5.25 (13.34)	4.63 (11.76)	5.37 (13.64)	4.38 (11.13)	26.5 (12.02)	3

Group C

200, 208/220, 230, 240/440, 460, 480 PRIMARY VOLTS — 23, 24, 25/110, 115, 120 SECONDARY VOLTS — 1Ø 50/60 Hz

VA Rating	Catalog Number	Dimensions (inches)(cm)					Weight (lb)(kg)	Wiring Diag.
		A	B	C	D	E		
50	TB50A004C* ①③	4.53 (11.51)	3 (7.62)	3.14 (7.98)	2.82 (7.16)	2.5 (6.35)	4.3 (1.95)	4
75	TB75A004C* ①③	4.5 (11.43)	3.38 (8.59)	3.46 (8.79)	2.82 (7.16)	2.81 (7.14)	5.5 (2.49)	4
100	TB100A004C* ①③	4.53 (11.51)	3.75 (9.53)	3.78 (9.60)	2.99 (7.59)	3.13 (7.95)	6.5 (2.95)	4
150	TB150B004C* ①③	5.03 (12.78)	3.75 (9.53)	3.78 (9.60)	3.18 (8.08)	3.13 (7.95)	9.5 (4.31)	4
200	TB200B004C* ①③	4.38 (11.13)	4.5 (11.43)	4.4 (11.18)	2.99 (7.59)	3.75 (9.53)	9.8 (4.45)	4
250	TB250B004C* ①③	4.75 (12.07)	4.5 (11.43)	4.4 (11.18)	3.74 (9.50)	3.75 (9.53)	11.3 (5.13)	4
300	TB300B004C* ②④	6.11 (15.52)	5.25 (13.34)	5.14 (13.06)	3.87 (9.83)	4.38 (11.13)	14.1 (6.40)	4
350	TB350B004C* ②④	6.11 (15.52)	5.25 (13.34)	5.14 (13.06)	3.87 (9.83)	4.38 (11.13)	16.4 (7.44)	4
500	TB500B004C* ②④	7.11 (18.06)	5.25 (13.34)	5.14 (13.06)	5.37 (13.64)	4.38 (11.13)	23.1 (10.48)	4
750	TB750B004C* ②④	7.11 (18.06)	6.75 (17.15)	6.3 (16.00)	4.97 (12.62)	6.13 (15.57)	38.6 (17.51)	4
1000	TB1000B004C* ②④	8.13 (20.65)	6.75 (17.15)	5.73 (14.55)	6.13 (15.57)	6.13 (15.57)	48.4 (21.95)	4

Group C1

208/227 PRIMARY VOLTS — 24 VOLTS — 1Ø 50/60 Hz

VA Rating	Catalog Number	Dimensions (inches)(cm)					Weight (lb)(kg)	Wiring Diag.
		A	B	C	D	E		
50	TB50B021 ①③	3.78 (9.60)	3.00 (7.62)	2.72 (6.91)	1.96 (4.98)	2.50 (6.35)	2.7 (1.22)	21
75	TB75B021 ①③	4.03 (10.24)	3.00 (7.62)	2.71 (6.88)	2.42 (6.15)	2.50 (6.35)	3.4 (8.64)	21
100	TB100B021 ①③	4.00 (10.16)	3.38 (8.59)	2.89 (7.34)	2.42 (6.15)	2.81 (7.14)	4.4 (11.18)	21
150	TB150B021 ①③	4.03 (10.24)	3.75 (9.53)	3.25 (8.26)	2.82 (7.16)	3.13 (7.95)	6.0 (15.24)	21
250	TB250B021 ①③	4.37 (11.10)	4.50 (11.43)	3.97 (10.08)	2.81 (7.14)	3.75 (9.53)	9.3 (23.62)	21
350	TB350B021 ①③	4.74 (12.04)	4.50 (11.43)	3.97 (10.08)	3.75 (9.53)	3.75 (9.53)	11.6 (29.46)	21
500	TB500B021 ②④	6.11 (15.52)	5.25 (13.43)	4.63 (11.76)	3.87 (9.83)	4.38 (11.13)	17.4 (44.2)	21
750	TB750B021 ②④	7.61 (19.33)	5.25 (13.43)	4.63 (11.76)	5.37 (13.64)	4.38 (11.13)	26.5 (67.31)	21



③ 4 terminal cover

④ 6 terminal cover

*Secondary Fuse Clips Factory Installed



Section 5 | Selection Charts

Group D

208/230/460 PRIMARY VOLTS — 115 SECONDARY VOLTS — 1Ø 50/60 Hz

VA Rating	Catalog Number	Dimensions (inches)(cm)					Weight (lb)(kg)	Wiring Diag.
		A	B	C	D	E		
50	TB50A005C*①③	3.78 (9.60)	3 (7.62)	3.14 (7.98)	2.21 (5.61)	2.5 (6.35)	2.7 (1.22)	5
75	TB75A005C*①③	4 (10.16)	3.38 (8.59)	3.46 (8.79)	2.42 (6.15)	2.81 (7.14)	3.4 (1.54)	5
100	TB100A005C*①③	4 (10.16)	3.38 (8.59)	3.46 (8.79)	2.42 (6.15)	2.81 (7.14)	4.4 (2.00)	5
150	TB150B005C*①③	4.03 (10.24)	3.75 (9.53)	3.77 (9.58)	2.82 (7.16)	3.13 (7.95)	5.6 (2.54)	5
200	TB200B005C*①③	4.38 (11.13)	4.5 (11.43)	4.4 (11.18)	2.82 (7.16)	3.75 (9.53)	9.1 (4.13)	5
250	TB250B005C*①③	4.75 (12.07)	4.5 (11.43)	4.4 (11.18)	3.18 (8.08)	3.75 (9.53)	10.8 (4.90)	5
300	TB300B005C*①③	4.75 (12.07)	4.5 (11.43)	4.4 (11.18)	3.74 (9.50)	3.75 (9.53)	11.2 (5.08)	5
350	TB350B005C*①③	5.75 (14.61)	4.5 (11.43)	4.4 (11.18)	4.72 (11.99)	3.75 (9.53)	12.4 (5.62)	5
500	TB500B005C*①③	6.11 (15.52)	5.25 (13.34)	5.14 (13.06)	4.37 (11.10)	4.38 (11.13)	17.4 (7.89)	5
750	TB750B005C*①③	7.61 (19.33)	5.25 (13.34)	5.14 (13.06)	5.87 (14.91)	4.38 (11.13)	26.2 (11.88)	5
1000	TB1000B005C*②④	7.45 (18.92)	6.75 (17.15)	5.42 (13.77)	5.06 (12.85)	5.31 (13.49)	37 (16.78)	5
1500	TB1500B005C*②④	8.5 (21.59)	6.75 (17.15)	5.75 (14.61)	6.13 (15.57)	6.13 (15.57)	53.9 (24.45)	5
2000	TB2000F005C*②④	8.13 (20.65)	6.75 (17.15)	6.28 (15.95)	5.25 (13.34)	6.13 (15.57)	51.6 (23.41)	5
3000	TB3000F005*②④	8.5 (21.59)	9 (22.86)	7.5 (19.05)	5.74 (14.58)	7.5 (19.05)	77.1 (34.97)	5
5000	TB5000F005*②④	10.31 (26.19)	9 (22.86)	7.5 (19.05)	7.56 (19.20)	7.5 (19.05)	114.6 (51.98)	5

Group E

208, 277 PRIMARY VOLTS — 120 SECONDARY VOLTS — 1Ø 50/60 Hz

VA Rating	Catalog Number	Dimensions (inches)(cm)					Weight (lb)(kg)	Wiring Diag.
		A	B	C	D	E		
50	TB50A006C*①③	3.78 (9.60)	3 (7.62)	3.14 (7.98)	1.96 (4.98)	2.5 (6.35)	2.7 (1.22)	6
75	TB75A006C*①③	4 (10.16)	3 (7.62)	3.14 (7.98)	2.42 (6.15)	2.5 (6.35)	3.4 (1.54)	6
100	TB100A006C*①③	4 (10.16)	3.38 (8.59)	3.46 (8.79)	2.42 (6.15)	2.81 (7.14)	4.4 (2.00)	6
150	TB150B006C*①③	4.03 (10.24)	3.75 (9.53)	3.77 (9.58)	2.82 (7.16)	3.13 (7.95)	6 (2.72)	6
200	TB200B006C*①③	4.38 (11.13)	4.5 (11.43)	4.4 (11.18)	2.42 (6.15)	3.75 (9.53)	8.9 (4.04)	6
250	TB250B006C*①③	4.38 (11.13)	4.5 (11.43)	4.4 (11.18)	2.82 (7.16)	3.75 (9.53)	9.3 (4.22)	6
300	TB300B006C*①③	4.75 (12.07)	4.5 (11.43)	4.4 (11.18)	3.18 (8.08)	3.75 (9.53)	11 (4.99)	6
350	TB350B006C*①③	4.75 (12.07)	4.5 (11.43)	4.4 (11.18)	3.74 (9.50)	3.75 (9.53)	11.6 (5.26)	6
500	TB500B006C*①③	6.11 (15.52)	5.25 (13.34)	5.14 (13.06)	3.87 (9.83)	4.38 (11.13)	17.4 (7.89)	6
750	TB750B006C*①③	7.61 (19.33)	5.25 (13.34)	5.14 (13.06)	5.37 (13.64)	4.38 (11.13)	26.5 (12.02)	6

Group F

208/500, 220/380/440/550, 230/400/460/575, 240/416/480/600 — PRIMARY VOLTS
85/100/110, 91/110/120, 95/115/125, 99/120/130 SECONDARY VOLTS — 1Ø 50/60 Hz

VA Rating	Catalog Number	Dimensions (inches)(cm)					Weight (lb)(kg)	Wiring Diag.
		A	B	C	D	E		
50	TB50A007C*②④	3.44 (8.74)	3.88 (9.86)	3.38 (8.59)	2.42 (6.15)	2.81 (7.14)	4 (1.81)	7
100	TB100A007C*②④	4 (10.16)	3.75 (9.53)	3.62 (9.19)	2.99 (7.59)	3.13 (7.95)	6.8 (3.08)	7
150	TB150B007C*②④	4 (10.16)	4.5 (11.43)	4.11 (10.44)	2.82 (7.16)	3.75 (9.53)	7.9 (3.58)	7
250	TB250B007C*②④	5.75 (14.61)	4.5 (11.43)	4.11 (10.44)	4.72 (11.99)	3.75 (9.53)	10 (4.54)	7
350	TB350B007C*②④	5.69 (14.45)	5.25 (13.34)	4.64 (11.79)	4.37 (11.10)	4.38 (11.13)	13.6 (6.17)	7
500	TB500B007C*②④	7.19 (18.26)	5.25 (13.34)	4.95 (12.57)	5.87 (14.91)	4.38 (11.13)	18.2 (8.26)	7
750	TB750B007C*②④	6.44 (16.36)	6.75 (17.15)	5.73 (14.55)	4.25 (10.80)	6.13 (15.57)	30.7 (13.93)	7



③ 4 terminal cover

④ 6 terminal cover

*Secondary Fuse Clips Factory Installed



Group G

220, 230, 240 X 440, 460, 480 PRIMARY VOLTS — 110/115/120 SECONDARY VOLTS — 1Ø 50/60 Hz

VA Rating	Catalog Number	Dimensions (inches)(cm)					Weight (lb)(kg)	Wiring Diag.
		A	B	C	D	E		
50	TB50A008C ^{①③}	3.78 (9.60)	3 (7.62)	3.14 (7.98)	1.96 (4.98)	2.5 (6.35)	2.7 (1.22)	8
75	TB75A008C ^{①③}	4 (10.16)	3 (7.62)	3.14 (7.98)	2.42 (6.15)	2.5 (6.35)	3.4 (1.54)	8
100	TB100A008C ^{①③}	4 (10.16)	3.38 (8.59)	3.46 (8.79)	2.42 (6.15)	2.81 (7.14)	4.4 (2.00)	8
150	TB150B008C ^{①③}	4.03 (10.24)	3.75 (9.53)	3.77 (9.58)	2.82 (7.16)	3.13 (7.95)	6 (2.72)	8
200	TB200B008C ^{①③}	4.38 (11.13)	4.5 (11.43)	4.4 (11.18)	2.42 (6.15)	3.75 (9.53)	8.9 (4.04)	8
250	TB250B008C ^{①③}	4.38 (11.13)	4.5 (11.43)	4.4 (11.18)	2.82 (7.16)	3.75 (9.53)	9.3 (4.22)	8
300	TB300B008C ^{①③}	4.75 (12.07)	4.5 (11.43)	4.4 (11.18)	3.18 (8.08)	3.75 (9.53)	11 (4.99)	8
350	TB350B008C ^{①③}	4.75 (12.07)	4.5 (11.43)	4.4 (11.18)	3.74 (9.50)	3.75 (9.53)	11.6 (5.26)	8
500	TB500B008C ^{②④}	6.11 (15.52)	5.25 (13.34)	5.14 (13.06)	3.87 (9.83)	4.38 (11.13)	17.4 (7.89)	8
750	TB750B008C ^{②④}	7.61 (19.33)	5.25 (13.34)	5.14 (13.06)	5.37 (13.64)	4.38 (11.13)	26.5 (12.02)	8
1000	TB1000B008C ^{②④}	6.11 (15.52)	6.75 (17.15)	6.3 (16.00)	3.91 (9.93)	6.13 (15.57)	31 (14.06)	8
1500	TB1500B008C ^{②④}	8.11 (20.60)	6.75 (17.15)	6.32 (16.05)	6.13 (15.57)	6.13 (15.57)	51.58 (23.40)	8
2000	TB2000F008C ^{②④}	7.75 (19.69)	6.75 (17.15)	6.28 (15.95)	6.13 (15.57)	6.13 (15.57)	46.1 (20.91)	8
3000	TB3000F008C ^{②④}	8 (20.32)	9 (22.86)	7.5 (19.05)	5.24 (13.31)	7.5 (19.05)	68.8 (31.21)	8
5000	TB5000F008C ^{②④}	10 (25.4)	9 (22.86)	7.5 (19.05)	7.18 (18.24)	7.5 (19.05)	109.4 (49.62)	8

*Secondary Fuse Clips Factory Installed

Group H

230, 460, 575 PRIMARY VOLTS — 95, 115 SECONDARY VOLTS — 1Ø 50/60 Hz

VA Rating	Catalog Number	Dimensions (inches)(cm)					Weight (lb)(kg)	Wiring Diag.
		A	B	C	D	E		
50	TB50A011 ^{①③}	4.03 (10.24)	3 (7.62)	2.72 (6.9088)	2.21 (5.61)	2.5 (6.35)	3.2 (1.45)	11
75	TB75A011 ^{①③}	4.03 (10.24)	3.38 (8.59)	3.04 (7.72)	2.42 (6.15)	2.81 (7.14)	4.2 (1.91)	11
100	TB100A011 ^{①③}	4.5 (11.43)	3.38 (8.59)	3.04 (7.72)	2.82 (7.16)	2.81 (7.14)	5.5 (2.49)	11
150	TB150B011 ^{①③}	4.53 (11.51)	3.75 (9.53)	3.36 (8.53)	3.18 (8.08)	3.13 (7.95)	7.7 (3.49)	11
200	TB200B011 ^{①③}	4.38 (11.13)	3.75 (9.53)	3.98 (10.11)	2.82 (7.16)	3.75 (9.53)	9.1 (4.13)	11
250	TB250B011 ^{①③}	4.38 (11.13)	4.5 (11.43)	3.98 (10.11)	3.18 (8.08)	3.75 (9.53)	9.5 (4.31)	11
300	TB300B011 ^{①③}	4.75 (12.07)	4.5 (11.43)	3.98 (10.11)	3.74 (9.50)	3.75 (9.53)	11.6 (5.26)	11
350	TB350B011 ^{①③}	5.61 (14.25)	5.25 (13.34)	4.63 (11.76)	3.37 (8.56)	4.38 (11.13)	13.8 (6.26)	11
500	TB500B011 ^{①④}	6.19 (15.72)	5.25 (13.34)	4.63 (11.76)	4.37 (11.10)	4.38 (11.13)	17.6 (7.98)	11
750	TB750B011 ^{①④}	8.11 (20.60)	5.25 (13.34)	4.63 (11.76)	5.87 (14.91)	4.38 (11.13)	29.9 (13.56)	11
1000	TB1000F011C ^{②④}	7 (17.78)	6.38 (16.21)	5.42 (13.77)	5.06 (12.85)	5.31 (13.49)	31.8 (14.42)	11
1500	TB1500F011C ^{②④}	7.45 (18.92)	6.75 (17.15)	6.29 (15.98)	5.25 (13.34)	6.13 (15.57)	44.2 (20.05)	11
2000	TB2000F011C ^{②④}	7.56 (19.20)	9 (22.86)	7.8 (19.81)	4.81 (12.22)	7.5 (19.05)	57.7 (26.17)	11
3000	TB3000F011C ^{②④}	8.69 (22.07)	9 (22.86)	7.5 (19.05)	5.93 (15.06)	7.5 (19.05)	83.6 (37.92)	11
5000	TB5000F011C ^{②④}	11 (27.94)	9 (22.86)	7.5 (19.05)	8.18 (20.78)	7.5 (19.05)	129.4 (58.69)	11

Group I

240, 347, 380 PRIMARY VOLTS — 120 X 240 SECONDARY VOLTS — 1Ø 50/60 Hz

VA Rating	Catalog Number	Dimensions (inches)(cm)					Weight (lb)(kg)	Wiring Diag.
		A	B	C	D	E		
1000	TB1000B012 ^{②④}	7.19 (18.26)	6.38 (16.21)	5.42 (13.77)	5.06 (12.85)	5.31 (13.49)	29 (13.15)	12
1500	TB1500F012 ^{②④}	8.13 (20.65)	6.38 (16.21)	5.44 (13.82)	5.06 (12.85)	5.31 (13.49)	33.3 (15.10)	12
2000	TB2000F012 ^{②④}	8.88 (22.56)	6.75 (17.15)	5.79 (14.71)	6.13 (15.57)	6.13 (15.57)	61.1 (27.71)	12
3000	TB3000F012 ^{②④}	8.5 (21.59)	9 (22.86)	7.62 (19.35)	5.68 (14.43)	7.5 (19.05)	80 (36.29)	12
5000	TB5000F012 ^{②④}	10.31 (26.19)	9 (22.86)	7.5 (19.05)	7.56 (19.20)	7.5 (19.05)	114.6 (51.98)	12



③ 4 terminal cover

④ 6 terminal cover

*Secondary Fuse Clips Factory Installed



Section 5 | Selection Charts

Group J

240 X 480 PRIMARY VOLTS — 24 SECONDARY VOLTS — 1Ø 50/60 Hz

VA Rating	Catalog Number	Dimensions (inches)(cm)					Weight (lb)(kg)	Wiring Diag.
		A	B	C	D	E		
50	TB50A013C*①③	3.78 (9.60)	3 (7.62)	3.14 (7.98)	1.96 (4.98)	2.5 (6.35)	2.7 (1.22)	13
75	TB75A013C*①③	4 (10.16)	3 (7.62)	3.14 (7.98)	2.42 (6.15)	2.5 (6.35)	3.4 (1.54)	13
100	TB100A013C*①③	4 (10.16)	3.38 (8.59)	3.46 (8.79)	2.42 (6.15)	2.81 (7.14)	4.4 (2.00)	13
150	TB150B013C*①③	4.03 (10.24)	3.75 (9.53)	3.77 (9.58)	2.82 (7.16)	3.13 (7.95)	6 (2.72)	13
200	TB200B013C*①③	4.38 (11.13)	4.5 (11.43)	4.4 (11.18)	2.42 (6.15)	3.75 (9.53)	8.9 (4.04)	13
250	TB250B013C*①③	4.38 (11.13)	4.5 (11.43)	4.4 (11.18)	2.82 (7.16)	3.75 (9.53)	9.3 (4.22)	13
300	TB300B013C*①③	4.75 (12.07)	4.5 (11.43)	4.4 (11.18)	3.18 (8.08)	3.75 (9.53)	11 (4.99)	13
350	TB350B013C*①③	4.75 (12.07)	4.5 (11.43)	4.4 (11.18)	3.74 (9.50)	3.75 (9.53)	11.6 (5.26)	13
500	TB500B013C*①③	6.11 (15.52)	5.25 (13.34)	5.14 (13.06)	3.87 (9.83)	4.38 (11.13)	17.4 (7.89)	13
750	TB750B013C*①③	7.61 (19.33)	5.25 (13.34)	5.14 (13.06)	5.37 (13.64)	4.38 (11.13)	26.5 (12.02)	13

Group K

240 X 480 PRIMARY VOLTS — 120 X 240 SECONDARY VOLTS — 1Ø 50/60 Hz

VA Rating	Catalog Number	Dimensions (inches)(cm)					Weight (lb)(kg)	Wiring Diag.
		A	B	C	D	E		
50	TB50A014①③	3.78 (9.60)	3 (7.62)	2.72 (6.9088)	1.96 (4.98)	2.5 (6.35)	2.7 (1.22)	14
75	TB75A014①③	4 (10.16)	3 (7.62)	3.14 (7.98)	2.42 (6.15)	2.5 (6.35)	3.4 (1.54)	14
100	TB100A014①③	4 (10.16)	3.38 (8.59)	3.03 (7.70)	2.42 (6.15)	2.81 (7.14)	4.4 (2.00)	14
150	TB150B014①③	4.03 (10.24)	3.75 (9.53)	3.35 (8.51)	2.82 (7.16)	3.13 (7.95)	6 (2.72)	14
200	TB200B014①③	4.38 (11.13)	4.5 (11.43)	3.97 (10.08)	2.42 (6.15)	3.75 (9.53)	8.9 (4.04)	14
250	TB250B014①③	4.38 (11.13)	4.5 (11.43)	3.97 (10.08)	2.82 (7.16)	3.75 (9.53)	9.3 (4.22)	14
300	TB300B014①③	4.75 (12.07)	4.5 (11.43)	3.97 (10.08)	3.43 (8.71)	3.75 (9.53)	11 (4.99)	14
350	TB350B014①③	4.75 (12.07)	4.5 (11.43)	3.97 (10.08)	3.74 (9.50)	3.75 (9.53)	11.6 (5.26)	14
500	TB500B014①③	6.11 (15.52)	5.25 (13.34)	4.63 (11.76)	3.87 (9.83)	4.38 (11.13)	17.4 (7.89)	14
750	TB750B014①③	7.61 (19.33)	5.25 (13.34)	4.63 (11.76)	5.37 (13.64)	4.38 (11.13)	26.5 (12.02)	14
1000	TB1000B014②④	7 (17.78)	5.25 (13.34)	4.48 (11.38)	5.37 (13.64)	4.38 (11.13)	28.8 (13.06)	14
1500	TB1500F014②④	7 (17.78)	6.75 (17.15)	5.75 (14.61)	4.25 (10.80)	6.13 (15.57)	37 (16.78)	14
2000	TB2000F014②④	7.75 (19.69)	6.75 (17.15)	5.73 (14.55)	4.97 (12.62)	6.13 (15.57)	46 (20.87)	14
3000	TB3000F014②④	8 (20.32)	9 (22.86)	7.62 (19.35)	5.24 (13.31)	7.5 (19.05)	80 (36.29)	14
5000	TB5000F014②④	10 (25.4)	9 (22.86)	7.5 (19.05)	7.18 (18.24)	7.5 (19.05)	114.6 (51.98)	14

Group L

380, 400, 415 PRIMARY VOLTS — 110 X 220 SECONDARY VOLTS — 1Ø 50/60 Hz

VA Rating	Catalog Number	Dimensions (inches)(cm)					Weight (lb)(kg)	Wiring Diag.
		A	B	C	D	E		
50	TB50A016①③	3.78 (9.60)	3 (7.62)	3.14 (7.98)	1.96 (4.98)	2.5 (6.35)	2.7 (1.22)	16
75	TB75A016①③	4 (10.16)	3 (7.62)	3.14 (7.98)	2.42 (6.15)	2.5 (6.35)	3.4 (1.54)	16
100	TB100A016①③	4 (10.16)	3.38 (8.59)	3.46 (8.79)	2.42 (6.15)	2.81 (7.14)	4.4 (2.00)	16
150	TB150B016①③	4.03 (10.24)	3.75 (9.53)	3.77 (9.58)	2.82 (7.16)	3.13 (7.95)	6 (2.72)	16
200	TB200B016①③	4.38 (11.13)	4.5 (11.43)	4.4 (11.18)	2.42 (6.15)	3.75 (9.53)	8.9 (4.04)	16
250	TB250B016①③	4.38 (11.13)	4.5 (11.43)	4.4 (11.18)	2.82 (7.16)	3.75 (9.53)	9.3 (4.22)	16
300	TB300B016①③	4.75 (12.07)	4.5 (11.43)	4.4 (11.18)	3.18 (8.08)	3.75 (9.53)	11 (4.99)	16
350	TB350B016①③	4.75 (12.07)	4.5 (11.43)	4.4 (11.18)	3.74 (9.50)	3.75 (9.53)	11.6 (5.26)	16
500	TB500B016①③	6.11 (15.52)	5.25 (13.34)	5.14 (13.06)	3.87 (9.83)	4.38 (11.13)	17.4 (7.89)	16
750	TB750B016①③	7.61 (19.33)	5.25 (13.34)	5.14 (13.06)	5.37 (13.64)	4.38 (11.13)	26.5 (12.02)	16

Group M

550/575/600 PRIMARY VOLTS — 110/115/120 SECONDARY VOLTS — 1Ø 50/60 Hz

VA Rating	Catalog Number	Dimensions (inches)(cm)					Weight (lb)(kg)	Wiring Diag.
		A	B	C	D	E		
50	TB50A017C*①③	3.78 (9.60)	3 (7.62)	3.14 (7.98)	1.96 (4.98)	2.5 (6.35)	2.7 (1.22)	17
75	TB75A017C*①③	4 (10.16)	3 (7.62)	3.14 (7.98)	2.42 (6.15)	2.5 (6.35)	3.4 (1.54)	17
100	TB100A017C*①③	4 (10.16)	3.38 (8.59)	3.46 (8.79)	2.42 (6.15)	2.81 (7.14)	4.4 (2.00)	17
150	TB150B017C*①③	4.03 (10.24)	3.75 (9.53)	3.77 (9.58)	2.82 (7.16)	3.13 (7.95)	6 (2.72)	17
200	TB200B017C*①③	4.38 (11.13)	4.5 (11.43)	4.4 (11.18)	2.42 (6.15)	3.75 (9.53)	8.9 (4.04)	17
250	TB250B017C*①③	4.38 (11.13)	4.5 (11.43)	4.4 (11.18)	2.82 (7.16)	3.75 (9.53)	9.3 (4.22)	17
300	TB300B017C*①③	4.75 (12.07)	4.5 (11.43)	4.4 (11.18)	3.18 (8.08)	3.75 (9.53)	11 (4.99)	17
350	TB350B017C*①③	4.75 (12.07)	4.5 (11.43)	4.4 (11.18)	3.74 (9.50)	3.75 (9.53)	11.6 (5.26)	17
500	TB500B017C*①③	6.11 (15.52)	5.25 (13.34)	5.14 (13.06)	3.87 (9.83)	4.38 (11.13)	17.4 (7.89)	17
750	TB750B017C*①③	7.61 (19.33)	5.25 (13.34)	5.14 (13.06)	5.37 (13.64)	4.38 (11.13)	26.5 (12.02)	17



③ 4 terminal cover

④ 6 terminal cover

*Secondary Fuse Clips Factory Installed



Group N

690 PRIMARY VOLTS — 120 X 240 SECONDARY VOLTS — 1Ø 50/60 Hz

VA Rating	Catalog Number	Dimensions (inches)(cm)					Weight (lb)(kg)	Wiring Diag.
		A	B	C	D	E		
50	TB50A018*	3.78 (9.60)	3 (7.62)	2.95 (7.49)	1.96 (4.98)	2.5 (6.35)	2.7 (1.22)	18
100	TB100A018*	4 (10.16)	3.38 (8.59)	3.27 (8.31)	2.42 (6.15)	2.81 (7.14)	4.1 (1.86)	18
150	TB150B018*	4.03 (10.24)	3.75 (9.53)	3.57 (9.07)	2.42 (6.15)	3.13 (7.95)	5.1 (2.31)	18
250	TB250B018*	4.37 (11.10)	4.5 (11.43)	4.2 (10.67)	2.82 (7.16)	3.75 (9.53)	8.8 (3.99)	18
350	TB350B018*	4.74 (12.04)	4.5 (11.43)	4.18 (10.62)	3.18 (8.08)	3.75 (9.53)	10.9 (4.94)	18
500	TB500B018*	6.11 (15.52)	5.25 (13.34)	4.94 (12.55)	3.87 (9.83)	4.38 (11.13)	16.2 (7.35)	18
750	TB750B018*	7.61 (19.33)	5.25 (13.34)	4.94 (12.55)	5.37 (13.64)	4.38 (11.13)	24.9 (11.29)	18

*Non UL, Non CSA

INTEGRALLY MOUNTED FUSE BLOCKS

Add Suffix to Catalog Number	Configuration
F2	Factory installed integrally mounted 2-pole primary block
F4	Factory installed 2-pole primary block and secondary fuse clips (50 & 75 VA)

Consult Technical Service for available models

TB SERIES PROTECTIVE DEVICES — Primary Fuse Kits, Terminal Covers

FUSES ARE NOT INCLUDED. CONSULT CATALOG FOR PROPER FUSE SELECTION

Catalog Number	Description
PL112800*	4 Terminal cover (10 pack)
PL112801*	6 Terminal cover (10 pack)
PL112802*	Pri. Fuse Block Cover (10 pack)
PL112803*	Field install Pri. Fuse kit
PL112804*	4 Terminal cover (Single Pack)
PL112805*	6 Terminal cover (Single Pack)
PL112806*	Pri. Fuse Block Cover (Single Pack)

*Parts not covered under (Assembled in USA)

PRIMARY FUSE SIZING CHART ①

VA	120V	208V	230V	240V	277V	380V	416V	440V	460V	480V	550V	600V
50	1.2	0.6	0.6	0.6	0.6	0.3	0.3	0.3	0.3	0.3	0.3	0.3
75	1.9	1.0	1.0	1.0	0.8	0.6	0.6	0.6	0.5	0.5	0.4	0.4
100	2.5	1.5	1.3	1.3	1.0	0.8	0.8	0.6	0.6	0.6	0.6	0.5
150	3.8	2.0	2.0	1.9	1.5	1.2	1.2	1.0	1.0	1.0	0.8	0.8
250	3.5	3.5	3.5	3.0	3.0	2.0	1.8	1.8	1.5	1.5	1.4	1.2
300	4.0	4.0	4.0	3.5	3.0	2.5	2.5	2.0	2.0	1.9	1.5	1.5
350	5.0	5.0	4.5	4.0	4.0	2.5	2.5	2.5	2.0	2.0	1.9	1.8
500	7.0	4.0	3.5	3.5	5.5	4.0	3.5	3.5	3.5	3.0	3.0	2.5
750	10.0	6.0	5.5	5.0	4.5	6.0	5.5	5.0	5.0	5.0	4.0	4.0
1000	15.0	8.0	7.0	7.0	6.0	4.5	4.0	3.5	3.5	3.5	5.5	5.0
1500	20.0	12.0	12.0	12.0	10.0	7.0	6.0	6.0	5.5	5.5	5.0	4.5
2000	25.0	12.0	15.0	15.0	12.0	9.0	8.0	8.0	7.5	7.0	6.0	6.0
3000	30.0	20.0	20.0	20.0	15.0	15.0	12.0	12.0	12.0	12.0	10.0	9.0
5000	—	30.0	30.0	30.0	25.0	20.0	15.0	15.0	15.0	15.0	12.0	15.0

① Fuse size based on time delay class CC fuses.

NOTE: Bold lines indicate changes in the percent of rated current used to calculate fuse sizes in accordance with article 450 of the NEC.

SECONDARY FUSE SIZING CHART

VA	24V	85V	91V	99V	100V	110V	115V	120V	125V	130V
50 VA	3.2	0.9	0.9	0.8	0.8	0.7	0.7	0.6	0.6	0.6
75 VA	5.0	1.4	1.2	1.2	1.2	1.0	1.0	1.0	1.0	0.8
100 VA	6.0	1.5	1.5	1.5	1.5	1.5	1.5	1.2	1.2	1.2
150 VA	10.0	2.5	2.5	2.5	2.5	2.0	2.0	2.0	2.0	1.5
250 VA	12.0	4.5	4.5	4.0	4.0	3.5	3.5	3.0	3.0	3.0
300 VA	15.0	5.5	5.5	5.0	5.0	4.5	4.5	4.0	4.0	3.5
350 VA	20.0	6.5	6.0	5.5	5.5	5.0	5.0	4.5	4.5	4.5
500 VA	25.0	9.0	9.0	8.0	8.0	7.0	7.0	6.0	6.0	6.0
750 VA	40.0	12.0	12.0	12.0	12.0	10.0	10.0	10.0	10.0	9.0
1000 VA	50.0	15.0	15.0	12.0	12.0	12.0	12.0	12.0	12.0	12.0
1500 VA	—	25.0	20.0	20.0	20.0	20.0	20.0	15.0	15.0	15.0
2000 VA	—	30.0	30.0	25.0	25.0	25.0	25.0	20.0	20.0	20.0
3000 VA	—	40.0	40.0	40.0	40.0	35.0	35.0	30.0	30.0	30.0
5000 VA	—	70.0	70.0	60.0	60.0	60.0	60.0	50.0	50.0	50.0



CE SERIES INDUSTRIAL CONTROL TRANSFORMERS FOR GLOBAL APPLICATIONS

The Acme Electric CE Series Industrial Control Transformers are designed specifically for machine tool control circuit applications. These transformers have the ability to handle potentially damaging high in-rush currents that occur when electromagnetic components are energized, without sacrificing the required stable output voltage. Designed to meet or exceed the demands of international standards, combined with the full breadth of product offering, the CE Series Transformers from Acme Electric are the ideal solution for your industrial control applications. Acme's CE Series Encapsulated Industrial Control Transformers carry the CE mark, indicating it complies with the requirements established by the International Electro technical Commission (IEC) for use of control circuit transformers in the countries of the European Union. Regulations that apply to control transformers include Low Voltage Directive 2006/95/EC and Electromagnetic Compatibility (EMC) Directive 2004/108/EC

Cooler. Cleaner. More Compact.

The CE Series design improves the dissipation of the heat away from the core and coil assembly providing cooler operation. In addition, the CE Series industrial control transformers seal the transformer's windings and internal terminations within an epoxy encapsulant encased in a durable thermoplastic end cap, protecting them from potentially damaging moisture, dirt and other ambient contaminants. Furthermore, Acme's compact design helps minimize the mounting footprint, providing more flexibility in applications where space is at a premium.

Features

- 50 -5000 VA, 50/60 Hz
- Epoxy encapsulated design protects core & coil assembly from potentially damaging contaminants
- Integrally molded terminal blocks with isolation barriers to prevent arc over
- Terminal blocks allow full access for ring terminals for easy installation and solid termination
- Heavy gauge steel mounting feet
- UL Listed, and CSA approved, CE Marked (EN61558-2-2)
- **Twenty-year limited Warranty**
- **Assembled in the USA of imported and domestic components**



CE SERIES

Group O

120 X 240 PRIMARY VOLTS — 24 SECONDARY VOLTS — 1Ø 50/60 Hz



VA Rating	Catalog Number	Dimensions (inches)(cm)					Weight (lb)(kg)	Wiring Diag.
		A	B	C	D	E		
50	CE50A002	3.38 (8.59)	3 (7.62)	3 (7.62)	2.21 (5.61)	2.5 (6.35)	3.4 (1.54)	2
75	CE75A002	3.38 (8.59)	3.38 (8.59)	3.25 (8.26)	2.21 (5.61)	2.81 (7.14)	4.2 (1.91)	2
100	CE100A002	3.38 (8.59)	3.75 (9.53)	3.5 (8.89)	2.42 (6.15)	3.13 (7.95)	5.9 (2.68)	2
150	CE150B002	4 (10.16)	4.5 (11.43)	4 (10.16)	2.42 (6.15)	3.75 (9.53)	8.5 (3.86)	2
200	CE200B002	4 (10.16)	4.5 (11.43)	4 (10.16)	2.82 (7.16)	3.75 (9.53)	10 (4.54)	2
250	CE250B002	4 (10.16)	4.5 (11.43)	4 (10.16)	3.18 (8.08)	3.75 (9.53)	11 (4.99)	2
300	CE300B002	4.38 (11.13)	4.5 (11.43)	4 (10.16)	3.74 (9.50)	3.75 (9.53)	13.2 (5.99)	2
350	CE350B002	4.5 (11.43)	5.25 (13.34)	4.5 (11.43)	3.37 (8.56)	4.38 (11.13)	14.9 (6.76)	2
500	CE500B002	5.13 (13.03)	5.25 (13.34)	4.5 (11.43)	3.87 (9.83)	4.38 (11.13)	19.2 (8.71)	2
750	CE750B002	7 (17.78)	5.25 (13.34)	5 (12.70)	5.87 (14.91)	4.38 (11.13)	28.1 (12.75)	2
1000	CE1000B002	7 (17.78)	6.38 (16.21)	5.42 (13.77)	3.75 (9.53)	5.31 (13.49)	31.8 (14.42)	2

Group P

200, 208/220, 230, 240/440, 460, 480 PRIMARY VOLTS — 23, 24, 25/110, 115, 120 SECONDARY VOLTS — 1Ø 50/60 Hz

VA Rating	Catalog Number	Dimensions (inches)(cm)					Weight (lb)(kg)	Wiring Diag.
		A	B	C	D	E		
50	CE50A004	3.38 (8.59)	3 (7.62)	3.25 (8.26)	2.21 (5.61)	2.81 (7.14)	4.2 (1.91)	4
75	CE75A004	3.38 (8.59)	3.38 (8.59)	3.5 (8.89)	2.42 (6.15)	3.13 (7.95)	5.9 (2.68)	4
100	CE100A004	3.63 (9.22)	3.75 (9.53)	3.5 (8.89)	3.18 (8.08)	3.13 (7.95)	7.9 (3.58)	4
150	CE150B004	3.75 (9.53)	4.5 (11.43)	4 (10.16)	2.82 (7.16)	3.75 (9.53)	10 (4.54)	4
200	CE200B004	4.38 (11.13)	4.5 (11.43)	4 (10.16)	3.43 (8.71)	3.75 (9.53)	12.8 (5.81)	4
250	CE250B004	4.75 (12.07)	4.5 (11.43)	4 (10.16)	3.74 (9.50)	3.75 (9.53)	14 (6.35)	4
300	CE300B004	4.88 (12.40)	5.25 (13.34)	4.5 (11.43)	3.87 (9.83)	4.38 (11.13)	16.8 (7.62)	4
350	CE350B004	4.88 (12.40)	5.25 (13.34)	4.5 (11.43)	3.87 (9.83)	4.38 (11.13)	19.2 (8.71)	4
500	CE500B004	5.63 (14.30)	5.25 (13.34)	4.6 (11.68)	5.87 (14.91)	4.38 (11.13)	29 (13.15)	4
750	CE750B004	6.75 (17.15)	6.38 (16.21)	5.56 (14.12)	5.06 (12.85)	5.31 (13.49)	29.8 (13.52)	4
1000	CE1000F004	7.06 (17.93)	6.38 (16.21)	6 (15.24)	5.06 (12.85)	5.31 (13.49)	30.2 (13.70)	4





Group Q

208/500, 220/380/440/550, 230/400/460/575, 240/416/480/600 PRIMARY VOLTS
85/100/110, 91/110/120, 95/115/125, 99/120/130 SECONDARY VOLTS — 1Ø 50/60 Hz

VA Rating	Catalog Number	Dimensions (inches)(cm)					Weight (lb)(kg)	Wiring Diag.
		A	B	C	D	E		
250	CE250B007	4.25 (10.80)	4.5 (11.43)	4 (10.16)	3.43 (8.71)	3.75 (9.53)	11.4 (5.17)	7
300	CE300B007	4.75 (12.07)	4.5 (11.43)	4 (10.16)	3.74 (9.50)	3.75 (9.53)	13.6 (6.17)	7
350	CE350B007	5.25 (13.34)	4.5 (11.43)	4.11 (10.44)	3.74 (9.50)	3.75 (9.53)	14.2 (6.44)	7
500	CE500B007	5.5 (13.97)	5.25 (13.34)	4.66 (11.84)	3.87 (9.83)	4.38 (11.13)	17.4 (7.89)	7
750	CE750B007	7.38 (18.75)	5.25 (13.34)	4.75 (12.07)	5.87 (14.91)	4.38 (11.13)	27.5 (12.47)	7
1000	CE1000F007	7 (17.78)	6.38 (16.21)	5.5 (13.97)	5.06 (12.85)	5.31 (13.49)	27.9 (12.66)	7
1500	CE1500F007	7.75 (19.69)	6.75 (17.15)	6 (15.24)	4.97 (12.62)	6.13 (15.57)	43.1 (19.55)	7
2000	CE2000F007	7.63 (19.38)	9 (22.86)	8 (20.32)	4.81 (12.22)	7.5 (19.05)	56 (25.40)	7
3000	CE3000F007	8.56 (21.74)	9 (22.86)	7.63 (19.38)	5.74 (14.58)	7.5 (19.05)	76.2 (34.56)	7

Group R

220 X 440, 230 X 460, 240 X 480 PRIMARY VOLTS — 110/115/120 SECONDARY VOLTS — 1Ø 50/60 Hz

VA Rating	Catalog Number	Dimensions (inches)(cm)					Weight (lb)(kg)	Wiring Diag.
		A	B	C	D	E		
50	CE50A008	3.38 (8.59)	3 (7.62)	3 (7.62)	2.42 (6.15)	2.5 (6.35)	3.4 (1.54)	8
75	CE75A008	3.46 (8.79)	3.38 (8.59)	3.25 (8.26)	2.42 (6.15)	2.81 (7.14)	4.8 (2.18)	8
100	CE100A008	3.38 (8.59)	3.75 (9.53)	3.5 (8.89)	2.42 (6.15)	3.13 (7.95)	5.9 (2.68)	8
150	CE150B008	3.75 (9.53)	4.5 (11.43)	4 (10.16)	2.42 (6.15)	3.75 (9.53)	8.5 (3.86)	8
200	CE200B008	3.75 (9.53)	4.5 (11.43)	4 (10.16)	2.82 (7.16)	3.75 (9.53)	10 (4.54)	8
250	CE250B008	4 (10.16)	4.5 (11.43)	4 (10.16)	3.18 (8.08)	3.75 (9.53)	11 (4.99)	8
300	CE300B008	4.38 (11.13)	4.5 (11.43)	4 (10.16)	3.74 (9.50)	3.75 (9.53)	13 (5.90)	8
350	CE350B008	4.95 (12.57)	5.25 (13.34)	4.5 (11.43)	3.37 (8.56)	4.38 (11.13)	15 (6.80)	8
500	CE500B008	5.43 (13.79)	5.25 (13.34)	4.5 (11.43)	4.37 (11.10)	4.38 (11.13)	20 (9.07)	8
750	CE750B008	7 (17.78)	5.25 (13.34)	5 (12.70)	5.87 (14.91)	4.38 (11.13)	29.8 (13.52)	8
1000	CE1000F008	6.63 (16.84)	6.38 (16.21)	5.5 (13.97)	3.75 (9.53)	5.31 (13.49)	35 (15.88)	8
1500	CE1500F008	7.31 (18.57)	6.75 (17.15)	6 (15.24)	4.97 (12.62)	6.13 (15.57)	40 (18.14)	8
2000	CE2000F008	7.75 (19.69)	6.75 (17.15)	5.89 (14.96)	4.97 (12.62)	6.13 (15.57)	45 (20.41)	8
3000	CE3000F008	8.06 (20.47)	9 (22.86)	8 (20.32)	5.24 (13.31)	7.5 (19.05)	65.2 (29.57)	8
5000	CE5000F008	10 (25.4)	9 (22.86)	8 (20.32)	7.18 (18.24)	7.5 (19.05)	104.8 (47.54)	8

Group S

220, 230, 240/380, 400, 416/440, 460, 480/550, 575,600 PRIMARY VOLTS — 23, 24, 25/110, 115, 120 SECONDARY VOLTS — 1Ø 50/60 Hz

VA Rating	Catalog Number	Dimensions (inches)(cm)					Weight (lb)(kg)	Wiring Diag.
		A	B	C	D	E		
250	CE250B009	4.75 (12.07)	4.5 (11.43)	4 (10.16)	3.72 (9.45)	3.75 (9.53)	14.3 (6.49)	9
300	CE300B009	5 (12.7)	4.5 (11.43)	4 (10.16)	4.72 (11.99)	3.75 (9.53)	15.8 (7.17)	9
350	CE350B009	5.19 (13.18)	5.25 (13.34)	4.5 (11.43)	3.87 (9.83)	4.38 (11.13)	16.5 (7.48)	9
500	CE500B009	6.19 (15.72)	5.25 (13.34)	4.5 (11.43)	4.87 (12.37)	4.38 (11.13)	20.5 (9.30)	9
750	CE750B009	7 (17.78)	6.38 (16.21)	5.56 (14.12)	5.06 (12.85)	5.31 (13.49)	28.8 (13.06)	9
1000	CE1000F009	8.13 (20.65)	6.38 (16.21)	6 (15.24)	5.06 (12.85)	5.31 (13.49)	34.9 (15.83)	9





Group T

250VA-1KVA 208/230/400/460/575 PRIMARY VOLTS — 24/115/230 SECONDARY VOLTS — 1Ø 50/60 Hz
1.5KVA-5KVA 208/230/400/460/575 PRIMARY VOLTS — 115/230 SECONDARY VOLTS — 1Ø 50/60 Hz

VA Rating	Catalog Number	Dimensions (inches)(cm)					Weight (lb)(kg)	Wiring Diag.
		A	B	C	D	E		
250	CE250B010	4.75 (12.07)	4.5 (11.43)	4 (10.16)	4.72 (11.99)	3.75 (9.53)	14.9 (6.76)	10
300	CE300B010	5.25 (13.34)	4.5 (11.43)	4 (10.16)	4.72 (11.99)	3.75 (9.53)	17.4 (7.89)	10
350	CE350B010	5.6 (14.22)	5.25 (13.34)	4.5 (11.43)	4.37 (11.10)	4.38 (11.13)	17.8 (8.07)	10
500	CE500B010	7.19 (18.26)	5.25 (13.34)	4.75 (12.07)	5.87 (14.91)	4.38 (11.13)	26.6 (12.07)	10
750	CE750B010	7.44 (18.90)	6.38 (16.21)	5.56 (14.12)	5.06 (12.85)	5.31 (13.49)	32.5 (14.74)	10
1000	CE1000F010	7.75 (19.69)	6.75 (17.15)	6.25 (15.88)	5.25 (13.34)	6.13 (15.57)	44 (19.96)	10
1500	CE1500F010 *	7.75 (19.69)	6.75 (17.15)	6 (15.24)	4.97 (12.62)	6.13 (15.57)	45.4 (20.59)	10A
2000	CE2000F010 *	7.63 (19.38)	9 (22.86)	7.63 (19.38)	4.81 (12.22)	7.5 (19.05)	58.6 (26.58)	10A
3000	CE3000F010 *	8.75 (22.23)	9 (22.86)	7.63 (19.38)	5.93 (15.06)	7.5 (19.05)	92.9 (42.14)	10A
5000	CE5000F010 *	10.31 (26.19)	9 (22.86)	7.63 (19.38)	7.62 (19.35)	7.5 (19.05)	127.4 (57.79)	10A

* Secondary 115/230 only

Group U

240 X 480 PRIMARY VOLTS — 24 SECONDARY VOLTS — 1Ø 50/60 Hz

VA Rating	Catalog Number	Dimensions (inches)(cm)					Weight (lb)(kg)	Wiring Diag.
		A	B	C	D	E		
50	CE50A013	3.38 (8.59)	3 (7.62)	3 (7.62)	2.21 (5.61)	2.5 (6.35)	3.4 (1.54)	13
75	CE75A013	3.38 (8.59)	3.38 (8.59)	3.25 (8.26)	2.21 (5.61)	2.81 (7.14)	4.2 (1.91)	13
100	CE100A013	3.38 (8.59)	3.75 (9.53)	3.5 (8.89)	2.42 (6.15)	3.13 (7.95)	5.9 (2.68)	13
150	CE150B013	4 (10.16)	4.5 (11.43)	4 (10.16)	2.42 (6.15)	3.75 (9.53)	8.5 (3.86)	13
200	CE200B013	4 (10.16)	4.5 (11.43)	4 (10.16)	2.42 (6.15)	4.5 (11.43)	10 (4.54)	13
250	CE250B013	4 (10.16)	4.5 (11.43)	4 (10.16)	3.18 (8.08)	4.5 (11.43)	11 (4.99)	13
300	CE300B013	4.38 (11.13)	4.5 (11.43)	4 (10.16)	3.74 (9.50)	3.75 (9.53)	13.2 (5.99)	13
350	CE350B013	4.5 (11.43)	5.25 (13.34)	4.5 (11.43)	3.37 (8.56)	4.38 (11.13)	14.9 (6.76)	13
500	CE500B013	5.13 (13.03)	5.25 (13.34)	4.5 (11.43)	3.87 (9.83)	4.38 (11.13)	19.2 (8.71)	13
750	CE750B013	7 (17.78)	5.25 (13.34)	5 (12.70)	5.37 (13.64)	4.38 (11.13)	28.1 (12.75)	13
1000	CE1000B013	7 (17.78)	6.38 (16.21)	5.42 (13.77)	3.75 (9.53)	5.31 (13.49)	31.8 (14.42)	13

Group V

380 PRIMARY VOLTS — 24 SECONDARY VOLTS — 1Ø 50/60 Hz

VA Rating	Catalog Number	Dimensions (inches)(cm)					Weight (lb)(kg)	Wiring Diag.
		A	B	C	D	E		
50	CE50A015	3.38 (8.59)	3 (7.62)	3 (7.62)	2.21 (5.61)	2.5 (6.35)	3.5 (1.59)	15
75	CE75A015	3.46 (8.79)	3.38 (8.59)	3.25 (8.26)	2.21 (5.61)	2.81 (7.14)	4.2 (1.91)	15
100	CE100A015	3.38 (8.59)	3.75 (9.53)	3.5 (8.89)	2.42 (6.15)	3.13 (7.95)	5.9 (2.68)	15
150	CE150B015	3.63 (9.22)	3.75 (9.53)	3.5 (8.89)	2.99 (7.59)	3.13 (7.95)	8.5 (3.86)	15
200	CE200B015	3.75 (9.53)	4.5 (11.43)	4 (10.16)	2.82 (7.16)	3.75 (9.53)	10 (4.54)	15
250	CE250B015	4 (10.16)	4.5 (11.43)	4 (10.16)	3.18 (8.08)	3.75 (9.53)	11 (4.99)	15
300	CE300B015	4.38 (11.13)	4.5 (11.43)	4 (10.16)	3.74 (9.50)	3.75 (9.53)	13.2 (5.99)	15
350	CE350B015	4.5 (11.43)	5.25 (13.34)	4.5 (11.43)	3.87 (9.83)	4.38 (11.13)	14.9 (6.76)	15
500	CE500B015	5.13 (13.03)	5.25 (13.34)	4.5 (11.43)	3.87 (9.83)	4.38 (11.13)	19.2 (8.71)	15
750	CE750B015	7 (17.78)	5.25 (13.34)	5 (12.70)	5.87 (14.91)	4.38 (11.13)	28.1 (12.75)	15



Group W

380, 400, 415 PRIMARY VOLTS — 110 X 220 SECONDARY VOLTS — 1Ø 50/60 Hz

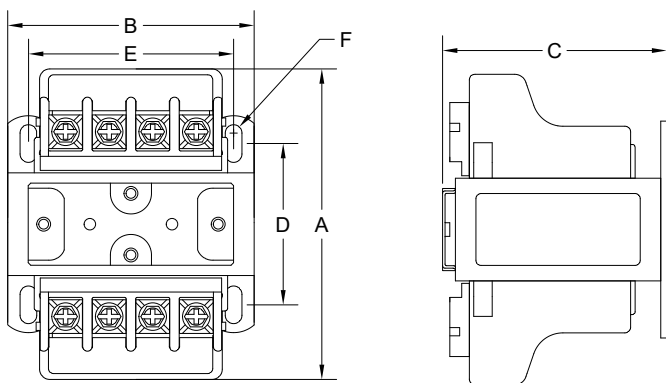
VA Rating	Catalog Number	Dimensions (inches)(cm)					Weight (lb)(kg)	Wiring Diag.
		A	B	C	D	E		
50	CE50A016	3.38 (8.59)	3 (7.62)	3 (7.62)	2.42 (6.15)	2.5 (6.35)	3.4 (1.54)	16
75	CE75A016	3.46 (8.79)	3.38 (8.59)	3.25 (8.26)	2.42 (6.15)	2.81 (7.14)	4.8 (2.18)	16
100	CE100A016	3.38 (8.59)	3.75 (9.53)	3.5 (8.89)	2.42 (6.15)	3.13 (7.95)	5.9 (2.68)	16
150	CE150B016	3.75 (9.53)	4.5 (11.43)	4 (10.16)	2.42 (6.15)	3.75 (9.53)	8.5 (3.86)	16
200	CE200B016	3.75 (9.53)	4.5 (11.43)	4 (10.16)	2.99 (7.59)	3.75 (9.53)	10 (4.54)	16
250	CE250B016	4 (10.16)	4.5 (11.43)	4 (10.16)	3.18 (8.08)	3.75 (9.53)	11 (4.99)	16
300	CE300B016	4.38 (11.13)	4.5 (11.43)	4 (10.16)	3.74 (9.50)	3.75 (9.53)	13 (5.90)	16
350	CE350B016	4.75 (12.07)	4.5 (11.43)	4 (10.16)	3.74 (9.50)	3.75 (9.53)	15 (6.80)	16
500	CE500B016	5.13 (13.03)	5.25 (13.34)	4.5 (11.43)	4.37 (11.10)	4.38 (11.13)	20 (9.07)	16
750	CE750B016	7 (17.78)	5.25 (13.34)	4.5 (11.43)	5.87 (14.91)	4.38 (11.13)	27 (12.25)	16

Group X

550/575/600 PRIMARY VOLTS — 110/115/120 SECONDARY VOLTS — 1Ø 50/60 Hz

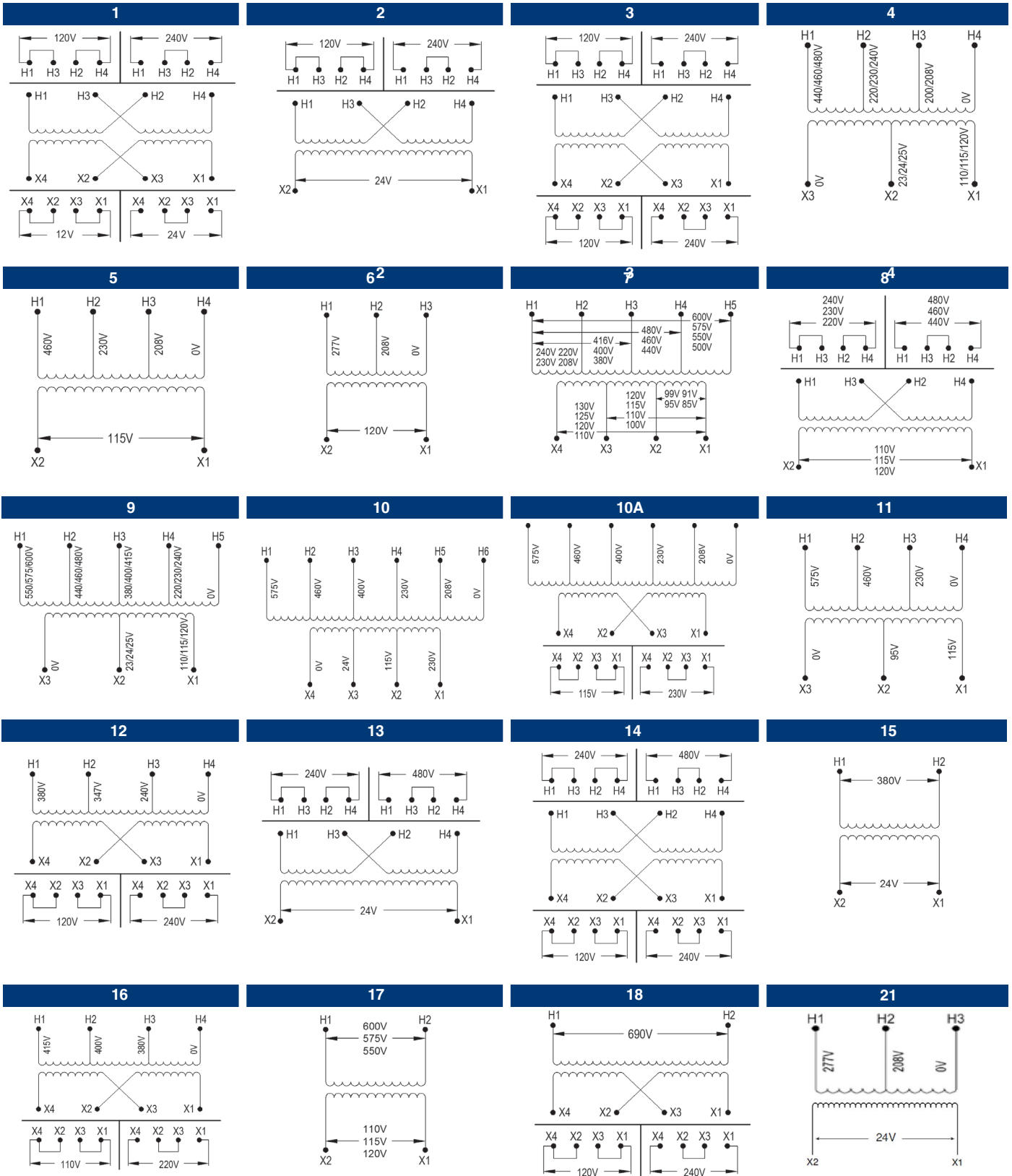
VA Rating	Catalog Number	Dimensions (inches)(cm)					Weight (lb)(kg)	Wiring Diag.
		A	B	C	D	E		
50	CE50A017	3.38 (8.59)	3 (7.62)	3 (7.62)	2.42 (6.15)	2.5 (6.35)	3.4 (1.54)	17
75	CE75A017	3.38 (8.59)	3.38 (8.59)	3.25 (8.26)	2.42 (6.15)	2.81 (7.14)	4.8 (2.18)	17
100	CE100A017	3.38 (8.59)	3.75 (9.53)	3.5 (8.89)	2.42 (6.15)	3.13 (7.95)	5.9 (2.68)	17
150	CE150B017	3.75 (9.53)	4.5 (11.43)	4 (10.16)	2.42 (6.15)	3.75 (9.53)	8.5 (3.86)	17
200	CE200B017	3.75 (9.53)	4.5 (11.43)	4 (10.16)	2.99 (7.59)	3.75 (9.53)	10 (4.54)	17
250	CE250B017	4 (10.16)	4.5 (11.43)	4 (10.16)	3.18 (8.08)	3.75 (9.53)	11 (4.99)	17
300	CE300B017	4.38 (11.13)	4.5 (11.43)	4 (10.16)	3.74 (9.50)	3.75 (9.53)	13 (5.90)	17
350	CE350B017	4.5 (11.43)	5.25 (13.34)	4.5 (11.43)	3.37 (8.56)	4.38 (11.13)	15 (6.80)	17
500	CE500B017	5.13 (13.03)	5.25 (13.34)	4.5 (11.43)	4.37 (11.10)	4.38 (11.13)	20 (9.07)	17
750	CE750B017	7 (17.78)	5.25 (13.34)	4.5 (11.43)	5.37 (13.64)	4.38 (11.13)	28 (12.70)	17

TB/CE SERIES DIMENSIONAL DRAWING



Section 5 | Wiring Diagrams

TB/CE SERIES WIRING DIAGRAMS



INDUSTRIAL CONTROL TRANSFORMERS FOR HARSH ENVIRONMENTS

Designed for control panels where internal installation of Control Transformers is prohibited

Some specifications require installation of large control transformers, usually 1000 to 5000 VA outside the control cabinet. This means the transformer must be in a sheet metal enclosure instead of the usual open core and coil construction method.

Acme meets this need by providing all of the power, protection, regulation and performance of our standard industrial control transformers in one UL-3R enclosure. These transformers are wound with copper magnet wire, deliver full nameplate capacity, and provide the high regulation required in control applications.

Voltage combinations available are: 240 X 480V Primary, 120V Secondary and 240/480/600V Primary, 120/100V Secondary. Ratings available are 1000, 2000, 3000 and 5000 VA. All units are UL listed, CSA certified, and covered by Acme's exclusive 10-year limited warranty.

Features

- Fully encapsulated and enclosed
- 55°C temperature rise, 155°C insulation
- Copper windings
- 1000, 2000, 3000, 5000 and 10000 VA sizes
- Voltage regulation exceeds NEMA requirements
- 10-year limited warranty

240 X 480 PRIMARY VOLTS — 120 SECONDARY VOLTS — 1Ø, 50/60 Hz

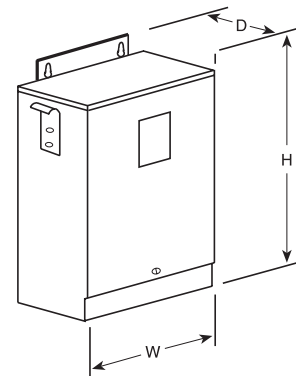
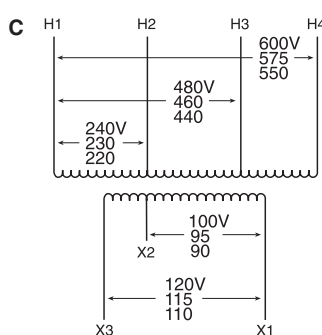
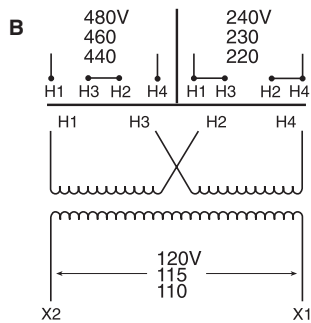


VA Rating	Catalog Number	Output Amps	Height (Inches)(cm)	Width (Inches)(cm)	Depth (Inches)(cm)	Weight (lbs.)(kg)	Wiring Diagram
1000	T181217	8.33	13.10 (33.3)	10.31 (26.2)	7.13 (18.1)	55 (24.9)	B
2000	T181219	16.67	14.77 (37.5)	10.31 (26.2)	7.13 (18.1)	80 (36.3)	B
3000	T181220	25.00	14.77 (37.5)	10.31 (26.2)	7.13 (18.1)	100 (45.4)	B
5000	T181221	41.67	13.85 (35.2)	13.25 (33.7)	10.19 (25.9)	140 (63.5)	B
10000	T181223	83.3	16.47 (41.8)	13.88 (35.3)	12.94 (32.9)	308 (139.7)	B

240/480/600 PRIMARY VOLTS — 120/100 SECONDARY VOLTS — 1Ø, 50/60 Hz

VA Rating	Catalog Number	Output Amps	Height (Inches)(Cm.)	Width (Inches)(Cm.)	Depth (Inches)(Cm.)	Weight (Lbs.)(Kg.)	Wiring Diagram
2000	T153929	16.67	14.77 (37.5)	10.31 (26.2)	7.13 (18.1)	80 (36.3)	C
3000	T153930	25.00	13.85 (35.2)	13.25 (33.7)	10.19(25.9)	130 (59.0)	C
5000	T153931	41.67	13.85 (35.2)	13.25 (33.7)	10.19 (25.9)	140 (63.5)	C

HARSH ENVIRONMENT WIRING DIAGRAMS



Warranty Certificate

Acme Electric 10-Year Limited* Warranty
 Acme Electric (Acme) warrants to the original purchaser to correct by repair, replacement or refund of original purchase price, at Acme's option, products manufactured and sold by its Power Distribution Products Division, that may fail in service within the applicable period as set forth below, from the date of manufacture provided however, that conditions of operation have been normal at all times, and that the equipment has not been subjected to abnormal stress from such causes as incorrect primary voltage or frequency, improper ventilation or improper use.
 This warranty is made on the condition that prompt notice of defect is given to Acme in writing within the warranty period, and that Acme's inspection reveals to its satisfaction that the original purchaser's claim is valid under the terms of this warranty. Acme's obligation under this warranty, which is in lieu of all other warranties, express or implied, including the implied warranty of fitness for a particular purpose and merchantability, is limited to replacing or repairing defective products or parts, free of charge, provided they are returned to the factory, or refund of original purchase price, at Acme's option. However, purchased components (except for timers and photocells used in low voltage lighting power supplies) including but not limited to capacitors, circuit breakers, terminal blocks, batteries, fuses and tubes shall not be covered under this warranty. Repairs or replacement deliveries shall not interrupt or prolong the term of this warranty. Acme will not be liable for any special, indirect, consequential or incidental damages, including, without limitation, from loss of use, data, function or profits deriving out of or in connection with the use or performance of the product and shall have no liability for payment of any other damages whether in an action of contract, strict liability or tort. The remedy provided herein states Acme Electric's entire liability and buyer's sole and exclusive remedy here under. Rights may vary in certain states.

***Warranty Period:**
 Standard Catalog Transformers — 10-year limited, Medium Voltage Transformer — 3-year limited, Custom products — 1 year.





TB50B021	4	CE250B008	10	CE50A013	11	TB100A016	7	TB250B014	7	TB500B013C	7
TB75B021	4	CE250B009	10	CE50A015	11	TB100A017C	8	TB250B016	7	TB500B014	7
TB100B021	4	CE250B010	11	CE50A016	12	TB100A018	8	TB250B017C	8	TB500B016	7
TB150B021	4	CE250B013	11	CE50A017	12	TB1500B005C	5	TB250B018	8	TB500B017C	8
TB150B021	4	CE250B015	11	CE750B002	9	TB1500B008C	6	TB3000F005	5	TB500B018	8
TB350B021	4	CE250B016	12	CE750B004	9	TB1500F011	6	TB3000F008	4	TB50A001	4
TB500B021	4	CE250B017	12	CE750B007	10	TB1500F012	6	TB3000F011	6	TB50A003	4
TB750B021	4	CE3000F007	10	CE750B008	10	TB1500F014	7	TB3000F012	6	TB50A004C	4
CE1000B002	9	CE3000F008	10	CE750B009	10	TB150B001	4	TB3000F014	7	TB50A005C	5
CE1000B013	11	CE3000F010	11	CE750B010	11	TB150B003	4	TB300B001	4	TB50A006C	5
CE1000F004	9	CE300B002	9	CE750B013	11	TB150B004C	4	TB300B004C	4	TB50A007C	5
CE1000F007	10	CE300B004	9	CE750B015	11	TB150B005C	5	TB300B005C	5	TB50A008C	6
CE1000F008	10	CE300B007	10	CE750B016	12	TB150B006C	5	TB300B006C	5	TB50A011	6
CE1000F009	10	CE300B008	10	CE750B017	12	TB150B007C	5	TB300B008C	6	TB50A013C	7
CE1000F010	11	CE300B009	10	CE75A002	9	TB150B008C	6	TB300B011	6	TB50A014	7
CE100A002	9	CE300B010	11	CE75A004	9	TB150B011	6	TB300B013C	7	TB50A016	7
CE100A004	9	CE300B013	11	CE75A008	10	TB150B013C	7	TB300B014	7	TB50A017C	8
CE100A008	10	CE300B015	11	CE75A013	11	TB150B014	7	TB300B016	7	TB50A018	8
CE100A013	11	CE300B016	12	CE75A015	11	TB150B016	7	TB300B017C	8	TB750B001	4
CE100A015	11	CE300B017	12	CE75A016	12	TB150B017C	8	TB350B001	4	TB750B003	4
CE100A016	12	CE350B002	9	CE75A017	12	TB150B018	8	TB350B003	4	TB750B004C	4
CE100A017	12	CE350B004	9	T153929	14	TB2000F005C	5	TB350B004C	4	TB750B005C	5
CE1500F007	10	CE350B007	10	T153930	14	TB2000F008C	6	TB350B005C	5	TB750B006C	5
CE1500F008	10	CE350B008	10	T153931	14	TB2000F011	6	TB350B006C	5	TB750B007C	5
CE1500F010	11	CE350B009	10	T181217	14	TB2000F012	6	TB350B007C	5	TB750B008C	6
CE150B002	9	CE350B010	11	T181219	14	TB2000F014	7	TB350B008C	6	TB750B011	6
CE150B004	9	CE350B013	11	T181220	14	TB200B001	4	TB350B011	6	TB750B013C	7
CE150B008	10	CE350B015	11	T181221	14	TB200B004C	4	TB350B013C	7	TB750B014	7
CE150B013	11	CE350B016	12	T181223	14	TB200B005C	5	TB350B014	7	TB750B016	7
CE150B015	11	CE350B017	12	TB1000B004C	4	TB200B006C	5	TB350B016	7	TB750B017C	8
CE150B016	12	CE5000F008	10	TB1000B005C	5	TB200B008C	6	TB350B017C	8	TB750B018	8
CE150B017	12	CE5000F010	11	TB1000B008C	6	TB200B011	6	TB350B018	8	TB75A001	4
CE2000F007	10	CE500B002	9	TB1000B012	6	TB200B013C	7	TB5000F005	5	TB75A004C	4
CE2000F008	10	CE500B004	9	TB1000B014	7	TB200B014	7	TB5000F008	6	TB75A005C	5
CE2000F010	11	CE500B007	10	TB1000F011	6	TB200B016	7	TB5000F011	6	TB75A006C	5
CE200B002	9	CE500B008	10	TB100A001	4	TB200B017C	8	TB5000F012	6	TB75A008C	6
CE200B004	9	CE500B009	10	TB100A003	4	TB250B001	4	TB5000F014	7	TB75A011	6
CE200B008	10	CE500B010	11	TB100A004C	4	TB250B003	4	TB500B001	4	TB75A013C	7
CE200B013	11	CE500B013	11	TB100A005C	5	TB250B004C	4	TB500B003	4	TB75A014	7
CE200B015	11	CE500B015	11	TB100A006C	5	TB250B005C	5	TB500B004C	4	TB75A016	7
CE200B016	12	CE500B016	12	TB100A007C	5	TB250B006C	5	TB500B005C	5	TB75A017C	8
CE200B017	12	CE500B017	12	TB100A008C	6	TB250B007C	5	TB500B006C	5		
CE250B002	9	CE50A002	9	TB100A011	6	TB250B008C	6	TB500B007C	5		
CE250B004	9	CE50A004	9	TB100A013C	7	TB250B011	6	TB500B008C	6		
CE250B007	10	CE50A008	10	TB100A014	7	TB250B013C	7	TB500B011	6		



*Our history is strong,
engaging and dedicated...
just like our people.*



The Acme Electric Legacy

Acme Electric provides power quality and conversion equipment to OEM, industrial and commercial markets. Founded in 1917 in Cleveland, Ohio as the Acme Electric and Machine Company, the company has a legacy of providing innovative electrical products. Acme is now part of Hubbell Incorporated, one of the largest electrical manufacturers in North America. Hubbell's history of innovation extends back to 1888 and the invention of the pull chain light switch and the electric plug.

Acme's original product line of motor-driven battery chargers, electrical appliances and electrical generators has transformed to a diversified mix of high-quality low voltage, medium voltage and 3 phase transformers and power supplies.

Learn more about us at www.hubbell.com/acmeelectric/en



**COMMERCIAL
CONSTRUCTION**

A Division of Hubbell Incorporated (Delaware)

ACME ELECTRIC
Menomonee Falls, WI 53051
www.hubbell.com/acmeelectric/en
800-334-5214

