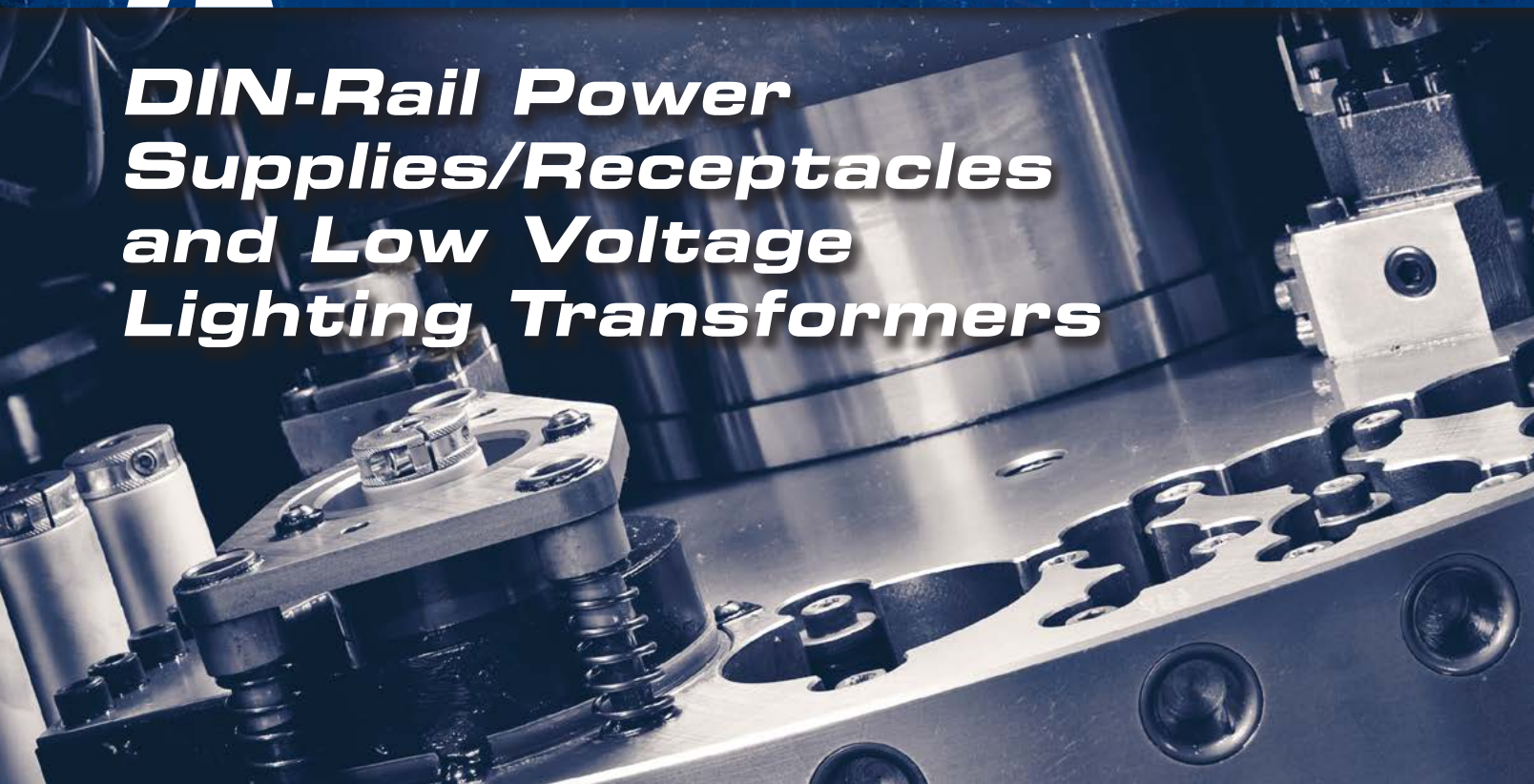





DIN-Rail Power Supplies/Receptacles and Low Voltage Lighting Transformers



*DM Series Mounted Power Supplies
Duplex Receptacles
Low Voltage Lighting Transformers*



The Acme Electric “DM Series” DC power supplies provide an innovative solution to a vast array of control applications. Our design combines optimized performance with compact packaging and easy tool-free installation. Versatile auto-ranging input covers the widest range of applications with the fewest models, single and three phase from 0.6 to 20 Amps (15-480 watts). Our slim profile saves space in the control cabinet and snaps easily onto the DIN Rail. UL508 Listed for use at full-rated power and CE Compliant to meet international specifications.

Applications

- Industrial/Machine control
- Process control
- Conveying equipment
- Material handling
- Packaging
- Welding
- Robotics

Sections	Table Of Contents
<ul style="list-style-type: none"> • Section 1: Dry-Type Distribution Transformers • Section 2: Medium Voltage Transformers • Section 3: Harmonic Mitigating & Non-Linear Load Transformers • Section 4: Drive Isolation & AC Line Reactors • Section 5: Industrial Control Transformers • Section 6: DIN-Rail Power Supplies, Receptacles and Low Voltage Lighting Transformers • Section 7: Buck-Boost Transformers • Section 8: Panel-Tran Zone Power Centers • Section 9: Power Conditioning Products • Section 10: Amveco Toroidal Solutions • Section 11: Custom Solutions 	<p style="text-align: center;">Section 6: DIN-Rail Power Supplies, Receptacles & Low Voltage Lighting Transformers</p> <p>General Description & Features..... 3 - 4</p> <p>Selection Charts 4 - 5</p> <p>Din-Rail Receptacles 6</p> <p>General Description..... 7</p> <p>Features & Selection Charts..... 8</p> <p>Buck-Boost Features & Selection Charts 9</p> <p>Wiring Diagrams 10</p> <p>Warranty & Number Index..... 11</p>



DM SERIES 0.6 TO 20 AMPS

Acme's new flagship line of DM Series DC power supplies are an innovative solution to a vast array of control applications. Designed to provide optimal performance with a minimal impact on installation time and space.

Currently available in single phase and three phase models from 0.6 to 20 Amps (15-480 watts) these new power supplies provide the convenience of DIN-rail mounting for a toolless installation and the versatility of a standard auto-ranging input to cover the most applications with the fewest models. The slim profile greatly reduces the amount of space taken up on the DIN-rail and within the overall control cabinet. The fully enclosed design is touch proof and CE compliant to meet international specifications. All units are UL 508 listed and can be used at full-rated power.



Solution Ease

The DM families auto-ranging input feature provides you the versatility of using one power supply to address input voltages from 90-264 volts for single phase applications and 340-575 on three phase applications automatically—no adjustments required during installation.

Space Saving

All the Acme Electric "DM Series" power supplies have been designed in a compact, slim profile package compatible with other modules mounted in the control panel.

Installation Made Easy

All housings conveniently snap onto standard 35 mm DIN-rail assuring permanent mounting without the use of any tools.

Features

- Fully enclosed, low profile design
- Touchsafe
- Reduced installation time
- Pluggable connections
- Fast, easy wiring connections
- Simplifies troubleshooting effort
- DIN-rail Mounted
- Mounts on standard DIN-rail
- No tools required
- Local output indication
- Primary switching technology
- Up to Three-year limited warranty

Industries


- Automotive
- Machine tool
- Material handling
- Packaging
- Food processing
- Panel builders
- Automation

Applications

- Industrial/Machine control
- Process control
- Conveying equipment
- Material handling
- Packaging
- Robotics
- Welding

DM SERIES FEATURES

DC power now comes in a smaller package. Our slimline single phase models measure as small as 32 mm wide to conserve valuable space on the DIN Rail and in the overall control cabinet!



SINGLE PHASE

Catalog Number	Output Power (Watts Max)	Amp Rating	Voltage Range AC	Voltage Range DC	Output Voltage	Efficiency (%)	Operating Temperature	Height (Inches)(Cm.)	Width (Inches)(Cm.)	Depth (Inches)(Cm.)	Weight (Lbs.)(Kg.)
DM112045	54 W	3.4–4.5	90–254 VAC	—	12 VDC (10–16 adj)	86%	-10°C to +60°C	4.88 (124)	1.97 (50)	4.13 (105)	1.08 (0.49)
DM124025	60 W	2.1–2.1	90–254 VAC	—	24 VDC (22–28 adj)	87%	-10°C to +60°C	4.88 (124)	1.97 (50)	4.13 (105)	1.08 (0.49)
DM12420	480 W	17.1–20.0	90–254 VAC	—	24 VDC (22–28 adj)	90%	-10°C to +60°C	5.12 (130)	6.14 (156)	4.96 (126)	4.96 (2.25)
DM13613	480 W	12.0–13.3	90–254 VAC	—	36 VDC (34–40 adj)	90%	-10°C to +60°C	5.12 (130)	6.14 (156)	4.96 (126)	4.96 (2.25)
DM1480125	60 W	1.15–1.25	90–254 VAC	—	48 VDC (46–52 adj)	89%	-10°C to +60°C	4.88 (124)	1.97 (50)	4.13 (105)	1.08 (0.49)
DM14810	480 W	9.2–10.0	90–254 VAC	—	48 VDC (46–52 adj)	90%	-10°C to +60°C	5.12 (130)	6.14 (156)	4.96 (126)	4.96 (2.25)

Frequency: 47-63 Hz for all models

1. Depends upon specific model selection, output voltage and/or upon 120 or 240 VAC operation.

Section 6 | Selection Charts

SLIMLINE SINGLE PHASE

Catalog Number	Output Power (Watts Max)	Amp Rating	Voltage Range AC	Output Voltage	Efficiency (1)	Operating Temperature	Height (Inches)(Cm.)	Width (Inches)(Cm.)	Depth (Inches)(Cm.)	Weight (Lbs.)(Kg.)
DM11206S	72 W	4.8 - 6.0	90-264 VAC	12 VDC (12-15 adj)	87%	-20°C to +60°C	4.88 (124)	1.26 (32)	4.02 (102)	0.92 (0.42)
DM11208S	96 W	6.4 - 8.0	90-264 VAC	12 VDC (12-15 adj)	89%	-20°C to +60°C	4.88 (124)	1.57 (40)	4.45 (113)	1.37 (0.62)
DM11215S	180 W	15.0	90-264 VAC	12 VDC (12-15 adj)	88%	-20°C to +60°C (1)	4.88 (124)	2.36 (60)	4.45 (113)	1.98 (0.9)
DM124033S	80 W	2.8 - 3.4	90-264 VAC	24 VDC (24-28 adj)	90%	-20°C to +60°C	4.88 (124)	1.26 (32)	4.02 (102)	0.92 (0.42)
DM12405S	120 W	4.3 - 5.0	90-264 VAC	24 VDC (24-28 adj)	91%	-20°C to +60°C	4.88 (124)	1.57 (40)	4.45 (113)	1.37 (0.62)
DM12410S	240 W	10.0	90-264 VAC	24 VDC (24-28 adj)	92%	-20°C to +60°C (1)	4.88 (124)	2.36 (60)	4.45 (113)	1.98 (0.9)
DM148017S	80 W	1.4 - 1.7	90-264 VAC	48 VDC (48-56 adj)	90%	-20°C to +60°C	4.88 (124)	1.26 (32)	4.02 (102)	0.92 (0.42)
DM148025S	120 W	2.1 - 2.5	90-264 VAC	48 VDC (48-56 adj)	91%	-20°C to +60°C	4.88 (124)	1.57 (40)	4.45 (113)	1.37 (0.62)
DM14805S	240 W	5.0	90-264 VAC	48 VDC (48-56 adj)	92%	-20°C to +60°C (1)	4.88 (124)	2.36 (60)	4.45 (113)	1.98 (0.9)

Frequency: 47-63 Hz for all models

1. Depends upon specific model selection, output voltage and/or upon 120 or 240 VAC operation.

THREE PHASE

Catalog Number	Output Power (Watts Max)	Amp Rating	Voltage Range AC	Voltage Range DC	Output Voltage	Efficiency (1)	Operating Temperature	Height (Inches)(Cm.)	Width (Inches)(Cm.)	Depth (Inches)(Cm.)	Weight (Lbs.)(Kg.)
DM32405	120 W	4.3 - 5.0	340-575 VAC	450-820 VDC	24 VDC (24-28 adj)	89%	-10°C to +60°C	4.96 (126)	2.56 (65)	4.65 (118)	1.65 (0.75)
DM32410	240 W	8.6 - 10.0	340-575 VAC	450-820 VDC	24 VDC (24-28 adj)	89%	-10°C to +60°C	5.12 (130)	3.43 (87)	4.96 (126)	2.76 (1.25)
DM32420	480 W	17.1 - 20.0	340-575 VAC	450-820 VDC	24 VDC (24-28 adj)	90%	-10°C to +60°C	5.12 (130)	6.14 (156)	4.96 (126)	4.85 (2.20)

Frequency: 47-63 Hz for all models

1. Depends upon specific model selection, output voltage and/or upon 120 or 240 VAC operation.

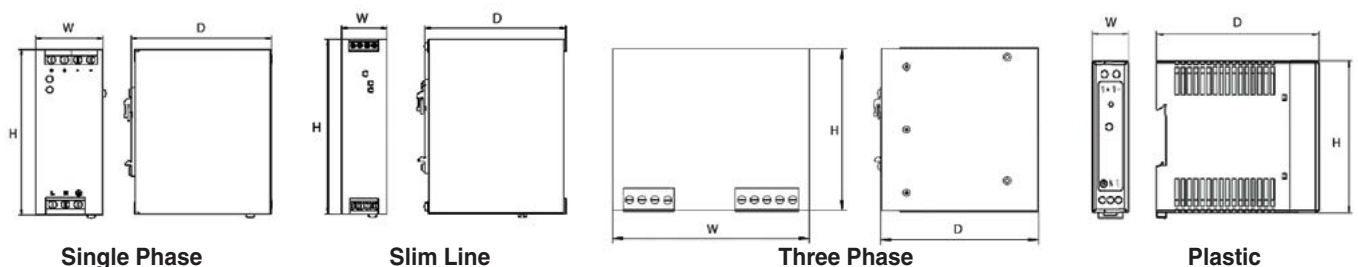
PLASTIC

Catalog Number	Output Power (Watts Max)	Amp Rating	Voltage Range AC	Output Voltage	Efficiency (1)	Operating Temperature	Height (Inches)(Cm.)	Width (Inches)(Cm.)	Depth (Inches)(Cm.)	Weight (Lbs.)(Kg.)
DMP1504	20 W	3.64 - 4.4	90-264 VAC	5 VDC (4.5-5.5 adj)	75%	-10°C to +50°C	3.54 (90)	0.90 (22.8)	4.02 (102)	0.35 (0.16)
DMP1120125	15 W	1.07 - 1.25	90-264 VAC	12 VDC (10-14 adj)	78%	-10°C to +50°C	3.54 (90)	0.90 (22.8)	4.02 (102)	0.29 (0.13)
DMP112025	30 W	2.14 - 3.0	90-264 VAC	12 VDC (10-14 adj)	84%	-10°C to +50°C	3.54 (90)	0.90 (22.8)	4.02 (102)	0.35 (0.16)
DMP11204	50 W	3.57 - 5.0	90-264 VAC	12 VDC (10-14 adj)	83%	-10°C to +50°C	3.54 (90)	1.26 (32)	4.02 (102)	0.51 (0.23)
DMP11502	30 W	1.67 - 2.14	90-264 VAC	15 VDC (14-18 adj)	84%	-10°C to +50°C	3.54 (90)	0.90 (22.8)	4.02 (102)	0.35 (0.16)
DMP124006	15 W	0.54 - 0.68	90-264 VAC	24 VDC (22-28 adj)	81%	-10°C to +50°C	3.54 (90)	0.90 (22.8)	4.02 (102)	0.29 (0.13)
DMP1240125	30 W	1.07 - 1.36	90-264 VAC	24 VDC (22-28 adj)	85%	-10°C to +50°C	3.54 (90)	0.90 (22.8)	4.02 (102)	0.35 (0.16)
DMP12402	50 W	1.79 - 2.27	90-264 VAC	24 VDC (22-28 adj)	85%	-10°C to +50°C	3.54 (90)	1.26 (32)	4.02 (102)	0.51 (0.23)
DMP14801	50 W	0.96 - 1.09	90-264 VAC	48 VDC (46-52 adj)	85%	-10°C to +50°C	3.54 (90)	1.26 (32)	4.02 (102)	0.51 (0.23)

Frequency: 47-63 Hz for all models

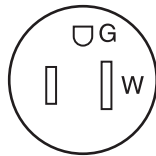
1. Depends upon specific model selection, output voltage and/or upon 120 or 240 VAC operation.

DM SERIES DIMENSIONAL DRAWINGS

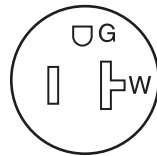


DIN RAIL UTILITY BOX 15 and 20 Ampere

Hubbell's DIN Rail Utility Box offers a labor saving way to provide utility power to any control cabinet. Installing the DIN Rail Utility Box is as easy as snapping the box onto a 35mm DIN Rail and connecting the line, neutral and ground wires to the terminal block. Utility power for fans, lights, laptop computers, testers or any other power requirement. All Hubbell DIN Rail Utility Boxes may be mounted either vertically or horizontally on the DIN Rail.



15A 125V
NEMA 5-15F
UL CSA
0.5H P



20A 125V
NEMA 5-20R
UL CSA
1 HP




DUPLEX RECEPTACLES



Catalog Number		Color	Description
15A 125V NEMA 5-15R UL CSA 0.5 HP	20A 125V NEMA 5-20R UL CSA 1 HP		
DRUB15	DRUB20	Gray	DIN-Rail mounted duplex receptacles.

GFCI DUPLEX RECEPTACLES

Catalog Number		Color	Description
15A 125V NEMA 5-15R UL CSA 0.5 HP	20A 125V NEMA 5-20RUL CSA 1 HP		
DRUBGFI15	DRUBGFI20	Gray	DIN-Rail mounted GFCI duplex receptacles.
DRUBGFI15AC	DRUBGFI20AC	Gray	DIN-Rail mounted duplex receptacles with aux GFCI contacts.



Section 6 | Features

WHY LOW VOLTAGE LIGHTING?

Acme's Low Voltage Lighting products provide a safe, long lasting, highly reliable power source; a perfect selection for landscape applications as well as interior use.

Low voltage lighting is a creative medium with unlimited application possibilities. Low voltage lighting benefits include:

- Precision beam control
- More light intensity per watt
- Less radiated heat
- Greater efficiency
- Longer life
- Safer to use
- Easy installation
- A high return on end-user investment

Acme low voltage transformers are available in a wide range of options and models that are all UL listed for use indoors or outdoors. See inside back cover for warranty details.

Transformers in ratings of 100 through 1000 W; Buck-Boost in .05 through 10 kVA.

Transformers have copper lead wires for hardwiring. Circuit breakers for instant reset (except pool and spa and Buck-Boost). No fumbling with fuses. Generous wiring compartment, too!

A full fault current carrying Faraday Shield (except Buck-Boost) prevents 120 volts from reaching the 12 volt side, as required by UL-1571 and UL-1838.


The convenient "Selection Guide" below provides you with the data you need to select the product that best meets your requirement. Complete product selection data, dimensions and wiring diagrams are contained on the following pages. If you need help in your selection, or if you have questions, just call technical services at 1-800-334-5214.

Transformers				
Features/Options		'T1' Catalog Number	Buck-Boost 'T1' and 'T2' Catalog Number	
1	Ratings (Watts, VA, kVA)	100 through 1000 VA	.05 through 10 kVA	
2	Primary Input	120 Volts or 240 Volts	120 x 240 Volts	
3	Secondary Output	12V or 24V	12V or 24V	
4	Hardwired Primary	Yes	Yes	
5	Overload Protection:	Auto Thermal Reset	No	
	Primary			
	Secondary	Circuit Breakers	No	
6	Output Wiring	Copper	Copper	
7	UL Listed	Yes	Yes	
8	CSA Certified	Yes	Yes	
9	Faraday Shield	Yes	No	
10	Product Warranty	10 Years	10 Years	
11	UL-3R Indoor/Outdoor Enclosure	No	Yes	

LOW VOLTAGE GENERAL PURPOSE TRANSFORMERS

Features

- cULus Listed
- 100, 150, 300, 600, 750, 1000 VA.
- 1 Phase, 60 Hz, 120 or 240 volt input.
- 12 or 24 volt output.
- Input Auto-Thermal reset switch.
- Output circuit breaker.
- Fully encapsulated core and coil.
- Full fault current carrying Faraday Shield.
- Flexible copper leadwire terminations.
- UL class 180°C insulation system 115°C rise.
- UL Type 2 enclosure.
- Keyhole slotted wall mounting brackets.
- Black finish.
- Bottom access.
- Two 0.875 (2.2 cm) single knockouts each side.
- Two dual 0.875 (2.2 cm) and 1.125 (2.9 cm) knockouts on bottom cover.



120 PRIMARY VOLTS — 12 SECONDARY VOLTS — TWO WINDINGS — 1Ø, 60 Hz



VA	Catalog Number	Height (Inches)(Cm.)	Width (Inches)(Cm.)	Depth (Inches)(Cm.)	Weight (Lbs.)(Kg.)	CB Rating	CB Style
100	T179600S	9.01 (22.9)	4.08 (10.4)	3.88 (9.9)	7 (3.2)	15 AMP	Push To Reset Thermal Breaker
150	T179620S	9.01 (22.9)	4.08 (10.4)	3.88 (9.9)	7 (3.2)	20 AMP	Push To Reset Thermal Breaker
300	T179621S	11.68 (29.7)	4.66 (11.8)	4.57 (11.6)	11 (5.0)	40 AMP	Push To Reset Thermal Breaker
600	T179622S	11.68 (29.7)	4.66 (11.8)	4.57 (11.6)	15 (6.8)	60 AMP	Magnetic Toggle On/Off Breaker
750	T179603S	11.68 (29.7)	4.66 (11.8)	4.57 (11.6)	18 (8.2)	75 AMP	Magnetic Toggle On/Off Breaker
1000	T179604S	11.93 (30.3)	5.41 (13.7)	5.20 (13.2)	26 (11.8)	100 AMP	Magnetic Toggle On/Off Breaker

120 PRIMARY VOLTS — 24 SECONDARY VOLTS — TWO WINDINGS — 1Ø, 60 Hz

VA	Catalog Number	Height (Inches)(Cm.)	Width (Inches)(Cm.)	Depth (Inches)(Cm.)	Weight (Lbs.)(Kg.)	CB Rating	CB Style
100	T179605S	9.01 (22.9)	4.08 (10.4)	3.88 (9.9)	7 (3.2)	7 AMP	Push To Reset Thermal Breaker
150	T179623S	9.01 (22.9)	4.08 (10.4)	3.88 (9.9)	7 (3.2)	10 AMP	Push To Reset Thermal Breaker
300	T179624S	11.68 (29.7)	4.66 (11.8)	4.57 (11.6)	11 (5.0)	20 AMP	Push To Reset Thermal Breaker
600	T179625S	11.68 (29.7)	4.66 (11.8)	4.57 (11.6)	15 (6.8)	40 AMP	Push To Reset Thermal Breaker
750	T179608S	11.68 (29.7)	4.66 (11.8)	4.57 (11.6)	18 (8.2)	50 AMP	Push To Reset Thermal Breaker
1000	T179609S	11.93 (30.3)	5.41 (13.7)	5.20 (13.2)	26 (11.8)	50 AMP	Magnetic Toggle On/Off Breaker

240 PRIMARY VOLTS — 24 SECONDARY VOLTS — TWO WINDINGS — 1Ø, 60 Hz

VA	Catalog Number	Height (Inches)(Cm.)	Width (Inches)(Cm.)	Depth (Inches)(Cm.)	Weight (Lbs.)(Kg.)	CB Rating	CB Style
100	T179615S	9.01 (22.9)	4.08 (10.4)	3.88 (9.9)	7 (3.2)	7 AMP	Push To Reset Thermal Breaker
150	T179629S	9.01 (22.9)	4.08 (10.4)	3.88 (9.9)	7 (3.2)	10 AMP	Push To Reset Thermal Breaker
300	T179630S	11.68 (29.7)	4.66 (11.8)	4.57 (11.6)	11 (5.0)	20 AMP	Push To Reset Thermal Breaker
600	T179631S	11.68 (29.7)	4.66 (11.8)	4.57 (11.6)	15 (6.8)	40 AMP	Push To Reset Thermal Breaker
750	T179618S	11.68 (29.7)	4.66 (11.8)	4.57 (11.6)	18 (8.2)	50 AMP	Push To Reset Thermal Breaker
1000	T179619S	11.93 (30.3)	5.41 (13.7)	5.20 (13.2)	26 (11.8)	50 AMP	Magnetic Toggle On/Off Breaker



Section 6 | Features | Selection Charts

BUCK-BOOST TRANSFORMERS

Buck-Boost Transformers offer a no-frills approach to low voltage lighting. (See Chart Below) A typical Buck-Boost application is 120 volts in and 12 volts out for low voltage lighting or control circuitry. In most applications, this low voltage isolation transformer is field connected as an autotransformer. For more information on Buck-Boost Transformers, refer to the next section in this catalog.



120 X 240 VOLT INPUT — 12/24 VOLT OUTPUT — 1Ø, 60 Hz

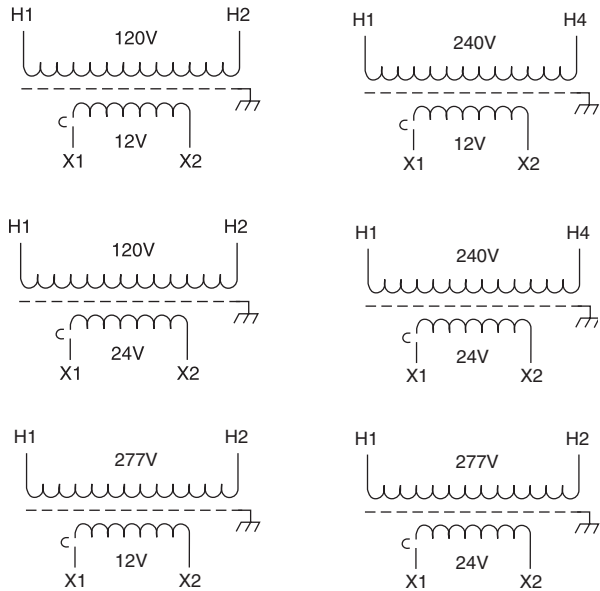


Catalog Number	Insulating Transformer Rating	Secondary Maximum Current Output 12V	Secondary Maximum Current Output 24V	Height (Inches)(Cm.)	Width (Inches)(Cm.)	Depth (Inches)(Cm.)	Weight (Lbs.)(Kg.)
T181047	0.05 kVA	4.16	2.08	6.38 (16.2)	3.19 (8.1)	3.00 (7.6)	4 (1.8)
T181048	0.10 kVA	8.32	4.16	6.62 (16.8)	3.75 (9.5)	3.62 (9.2)	5 (2.3)
T181049	0.15 kVA	12.52	6.25	7.12 (18.1)	3.75 (9.5)	3.62 (9.2)	7 (3.2)
T181050	0.25 kVA	20.80	10.40	8.68 (22.0)	4.08 (10.4)	3.88 (9.9)	10 (4.5)
T181051	0.50 kVA	41.60	20.80	9.06 (23.0)	4.37 (11.1)	4.20 (10.7)	15 (6.8)
T181052	0.75 kVA	62.50	31.25	9.68 (24.6)	4.75 (12.1)	4.51 (11.5)	19 (8.6)
T111683	1.00 kVA	83.20	41.60	10.50 (26.7)	5.50 (14.0)	5.13 (13.0)	24 (10.9)
T111684	1.50 kVA	125.00	62.50	11.62 (29.5)	5.50 (14.0)	5.13 (13.0)	30 (13.6)
T111685	2.00 kVA	166.00	83.20	13.00 (33.0)	5.50 (14.0)	5.13 (13.0)	38 (17.2)
T111686	3.00 kVA	250.00	125.00	11.50 (29.2)	10.31 (26.2)	7.13 (18.1)	55 (24.9)
T111687	5.00 kVA	416.00	208.00	14.38 (36.5)	10.31 (26.2)	7.13 (18.1)	75 (34.0)
T211688	7.50 kVA	625.00	312.50	21.19 (53.8)	13.50 (34.3)	10.84 (27.5)	125 (56.7)
T211689	10.00 kVA	833.00	416.60	21.19 (53.8)	13.50 (34.3)	10.84 (27.5)	160 (72.6)

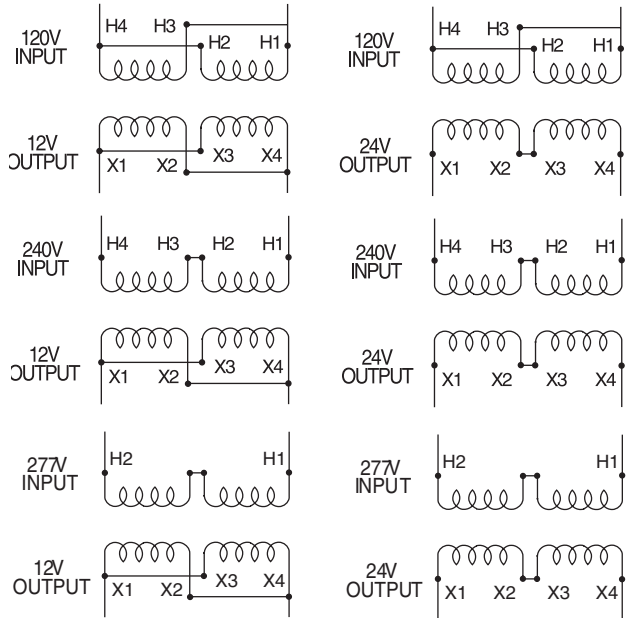
277 VOLT INPUT — 12/24 VOLT OUTPUT — 1Ø, 60 Hz

Catalog Number	Insulating Transformer Rating	Secondary Maximum Current Output 12V	Secondary Maximum Current Output 24V	Height (Inches)(Cm.)	Width (Inches)(Cm.)	Depth (Inches)(Cm.)	Weight (Lbs.)(Kg.)
T1100V0370BC	0.10 kVA	8.32	4.16	6.62 (16.8)	3.75 (9.5)	3.62 (9.2)	5 (2.3)
T1150V0370BC	0.15 kVA	12.52	6.25	7.12 (18.1)	3.75 (9.5)	3.62 (9.2)	7 (3.2)
T1250V0370BC	0.25 kVA	20.80	10.40	8.68 (22.0)	4.08 (10.4)	3.88 (9.9)	10 (4.5)
T1500V0370BC	0.50 kVA	41.60	20.80	9.06 (23.0)	4.37 (11.1)	4.20 (10.7)	15 (6.8)
T1001K0370BC	1.00 kVA	83.20	41.60	10.50 (26.7)	5.50 (14.0)	5.13 (13.0)	24 (10.9)
T1150K0370BC	1.50 kVA	125.00	62.50	11.62 (29.5)	5.50 (14.0)	5.13 (13.0)	30 (13.6)

LOW VOLTAGE GENERAL PURPOSE TRANSFORMER



BUCK BOOST WIRING DIAGRAMS



Voltage Drop Chart		
Voltage at Lamp	Life Expectancy of Lamp	% of Rated Candlepower
13.2	2/3 Rated Life	350
12.6	3/4 Rated Life	180
12.0	As Rated	100
11.5	2X Rated Life	80
11.0	3X Rated Life	74
10.5	5X Rated Life	65
10.0	9X Rated Life	50

Cable Size Constant Chart	
Cable Size	Cable Size Constant
#18	1380
#16	2200
#14	3500
#12	7500
#10	11,920
#8	18,960
#6	30,150

Voltage Drop Formula

$$\frac{\text{Total Watts on Cable} \times \text{Length of Run}}{\text{Cable Size Constant}} = \text{Voltage Drop}$$

Warranty Certificate

Acme Electric 10-Year Limited* Warranty

Acme Electric (Acme) warrants to the original purchaser to correct by repair, replacement or refund of original purchase price, at Acme's option, products manufactured and sold by its Power Distribution Products Division, that may fail in service within the applicable period as set forth below, from the date of manufacture provided however, that conditions of operation have been normal at all times, and that the equipment has not been subjected to abnormal stress from such causes as incorrect primary voltage or frequency, improper ventilation or improper use. This warranty is made on the condition that prompt notice of defect is given to Acme in writing within the warranty period, and that Acme's inspection reveals to its satisfaction that the original purchaser's claim is valid under the terms of this warranty. Acme's obligation under this warranty, which is in lieu of all other warranties, express or implied, including the implied warranty of fitness for a particular purpose and merchantability, is limited to replacing or repairing defective products or parts, free of charge, provided they are returned to the factory, or refund of original purchase price, at Acme's option. However, purchased components (except for timers and photocells used in low voltage lighting power supplies) including but not limited to capacitors, circuit breakers, terminal blocks, batteries, fuses and tubes shall not be covered under this warranty. Repairs or replacement deliveries shall not interrupt or prolong the term of this warranty. Acme will not be liable for any special, indirect, consequential or incidental damages, including, without limitation, from loss of use, data, function or profits deriving out of or in connection with the use or performance of the product and shall have no liability for payment of any other damages whether in an action of contract, strict liability or tort. The remedy provided herein states Acme Electric's entire liability and buyer's sole and exclusive remedy here under. Rights may vary in certain states.

*Warranty Period:

Standard Catalog Transformers — 10-year limited; Medium Voltage Transformer — 3-year limited, Custom products — 1 year.



DM112045 _____ 4	DMP112025 _____ 5	T1250V0370BC _____ 9	T179630S _____ 8
DM11206S _____ 5	DMP11204 _____ 5	T1500V0370BC _____ 9	T179631S _____ 8
DM11208S _____ 5	DMP11502 _____ 5	T179600S _____ 8	T181047 _____ 9
DM11215S _____ 5	DMP124006 _____ 5	T179603S _____ 8	T181048 _____ 9
DM124025 _____ 4	DMP1240125 _____ 5	T179604S _____ 8	T181049 _____ 9
DM124033S _____ 5	DMP12402 _____ 5	T179605S _____ 8	T181050 _____ 9
DM12405S _____ 5	DMP14801 _____ 5	T179608S _____ 8	T181051 _____ 9
DM12410S _____ 5	DMP1504 _____ 5	T179609S _____ 8	T181052 _____ 9
DM12420 _____ 4	DRUB15 _____ 6	T179615S _____ 8	T111683 _____ 9
DM13613 _____ 4	DRUB20 _____ 6	T179618S _____ 8	T111684 _____ 9
DM1480125 _____ 4	DRUBGFI15 _____ 6	T179619S _____ 8	T111685 _____ 9
DM148017S _____ 5	DRUBGFI15AC _____ 6	T179620S _____ 8	T111686 _____ 9
DM14805S _____ 5	DRUBGFI20 _____ 6	T179621S _____ 8	T111687 _____ 9
DM14810 _____ 4	DRUBGFI20AC _____ 6	T179622S _____ 8	T211688 _____ 9
DM32405 _____ 5	T1001K0370BC _____ 9	T179623S _____ 8	T211689 _____ 9
DM32410 _____ 5	T1100V0370BC _____ 9	T179624S _____ 8	
DM32420 _____ 5	T1150K0370BC _____ 9	T179625S _____ 8	
DMP1120125 _____ 5	T1150V0370BC _____ 9	T179629S _____ 8	



*Our history is strong,
engaging and dedicated...
just like our people.*



The Acme Electric Legacy

Acme Electric provides power quality and conversion equipment to OEM, industrial and commercial markets. Founded in 1917 in Cleveland, Ohio as the Acme Electric and Machine Company, the company has a legacy of providing innovative electrical products. Acme is now part of Hubbell Incorporated, one of the largest electrical manufacturers in North America. Hubbell's history of innovation extends back to 1888 and the invention of the pull chain light switch and the electric plug.

Acme's original product line of motor-driven battery chargers, electrical appliances and electrical generators has transformed to a diversified mix of high-quality low voltage, medium voltage and 3 phase transformers and power supplies.

Learn more about us at www.hubbell.com/acmeelectric/en



**COMMERCIAL
CONSTRUCTION**

A Division of Hubbell Incorporated (Delaware)

ACME ELECTRIC
Menomonee Falls, WI 53051
www.hubbell.com/acmeelectric/en
800-334-5214

