


RACO® CONDUIT CLAMPS




2302EC



Edge Type




2322PC



Parallel Type



2352RC



Right Angle Type

Application

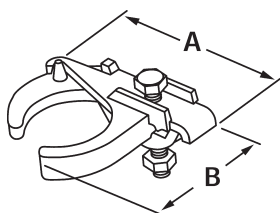
Designed to secure rigid metal conduit, IMC or EMT across, parallel or perpendicular to channel, beam and angle supports.

Features

- Three styles meet every installation need
- Heavt duty U-bolts, hex bolts and hex nuts
- Capable of supporting heavy loads
- Hot dipped galvanized malleable iron construction provides excellent weatherability and corrosion protection
- Perfect for commercial construction applications
- UL Listed for your safety and peace of mind



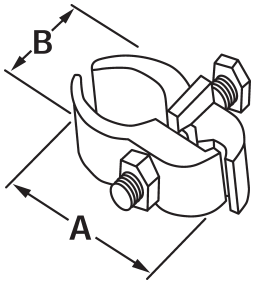
EDGE CLAMP



Catalog No.	Trade Size	Carton Qty.	A	B	Wt. Lbs. (100)	Max. Ld. Support @10' Spacing Intervals	1 of 5
2302EC	1/2"	25	2-13/16"	2-1/8"	77.3	50 Lbs.	50050169986023
2303EC	3/4"	25	2-15/16"	2-3/8"	80.6	50 Lbs.	50050169986030
2304EC	1"	25	3-1/16"	2-5/8"	88.9	60 Lbs.	50050169986047
2305EC	1-1/4"	25	3-1/16"	3-1/16"	100.6	75 Lbs.	50050169986054
2306EC	1-1/2"	25	3-15/16"	3-1/4"	112.8	80 Lbs.	50050169986061
2308EC	2"	25	4-1/2"	4-1/16"	175.2	100 Lbs.	50050169986078
2310EC	2-1/2"	25	5-1/8"	4-5/8"	206.9	125-160 LBS. @ 10'-16'	50050169986085
2312EC	3"	5	5-3/4"	5-1/4"	246	165 Lbs. @ 10'-20'	50050169986092

Country of origin, China
More specifications on reverse side

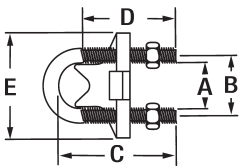
PARALLEL CLAMP



Catalog No.	Trade Size	Carton Qty.	A	B	Wt. Lbs. (100)	Max. Ld. Support @10' Spacing Intervals	I 2 of 5
2322PC	1/2"	50	2-7/8"	1-7/16"	53.8	50 Lbs.	50050169986108
2323PC	3/4"	50	3-1/16"	1-11/16"	59.7	50 Lbs.	50050169986115
2324PC	1"	50	3-1/4"	2"	62.4	60 Lbs.	50050169986122
2325PC	1-1/4"	25	3-5/8"	2-1/8"	80.6	75 Lbs.	50050169986139
2326PC	1-1/2"	25	3-7/8"	2-3/16"	86.5	80 Lbs.	50050169986146
2328PC	2"	25	4-5/8"	2-7/8"	99.6	100 Lbs.	50050169986153
2330PC	2-1/2"	25	5-1/4"	3-1/4"	130.4	125-160 LBS. @ 10'-16'	50050169986160
2332PC	3"	5	5-7/8"	3-7/8"	161.2	165 Lbs. @ 10'-20'	50050169986177
2334PC	3-1/2"	5	6-5/16"	4-5/16"	190.4	200-375 LBS. @ 10'-20'	50050169986184
2336PC	4"	5	6-13/16"	4-13/16"	210	230-470 LBS. @ 10'-20'	50050169986191

Country of origin, China

RIGHT ANGLE CLAMP



Catalog No.	Trade Size	Carton Qty.	A	B	C	D	E	Wt. Lbs. (100)	Max. Ld. Support @10' Spacing Intervals	I 2 of 5
2352RC	1/2"	50	1"	1-1/4"	2-1/2"	1-13/16"	2-1/16"	34.9	50 Lbs.	50050169986207
2353RC	3/4"	50	1-1/8"	1-3/8"	2-13/16"	1-13/16"	2-1/4"	38.6	50 Lbs.	50050169986214
2354RC	1"	50	1-3/8"	1-5/8"	3-1/16"	1-13/16"	2-9/16"	43.8	60 Lbs.	50050169986221
2355RC	1-1/4"	25	1-3/4"	2"	3-3/16"	1-13/16"	2-7/8"	48.5	75 Lbs.	50050169986238
2356RC	1-1/2"	25	2"	2-3/8"	3-1/2"	1-13/16"	3-1/4"	54.8	80 Lbs.	50050169986245
2358RC	2"	25	2-1/2"	2-1/2"	4-1/2"	2-5/8"	4-1/16"	92.6	100 Lbs.	50050169986252
2360RC	2-1/2"	10	3"	3-1/4"	4-7/8"	2-5/8"	4-1/2"	106.5	125-160 LBS. @ 10'-16'	50050169986269
2362RC	3"	5	3-5/8"	3-7/8"	5-3/8"	2-5/8"	5-1/8"	126.4	165 Lbs. @ 10'-20'	50050169986276
2364RC	3-1/2"	5	4-1/16"	4-9/16"	5-7/8"	2-5/8"	5-5/8"	136	200-375 LBS. @ 10'-20'	50050169986283
2366RC	4"	5	4-11/16"	5-1/16"	6-11/16"	2-5/8"	6-1/8"	163.4	230-470 LBS. @ 10'-20'	50050169986290

Country of origin, China