



Custom Service Poles


Looking for service poles but need more cable capacity than standard poles offer? Need the outlets and / or data knockouts in a specific position to suit your application? Need to incorporate USB charging receptacles or Hubbell iStation / XEnd audio/video components in your system? If so, then Hubbell Canada's custom service poles are the perfect solution!

Hubbell Custom service poles provide all the features and benefits of our standard poles but are designed to meet your exact specifications! These 100% custom products are available in 4 body sizes and are built to suit your application.

DEVICE CAPACITY

- Maximum of 4 circuits allowed, with a maximum of 4 duplex receptacles or 8 outlets per circuit. (32 outlets available on a 4 circuit pole)
- Receptacles with different ratings used in one service pole must have their own designated circuits.
- Isolated ground applications must be wired on a designated circuit.
- Receptacles are spaced a minimum of 4.0" apart on single and duplex devices. StyleLine® devices require 4.5" minimum spacing.

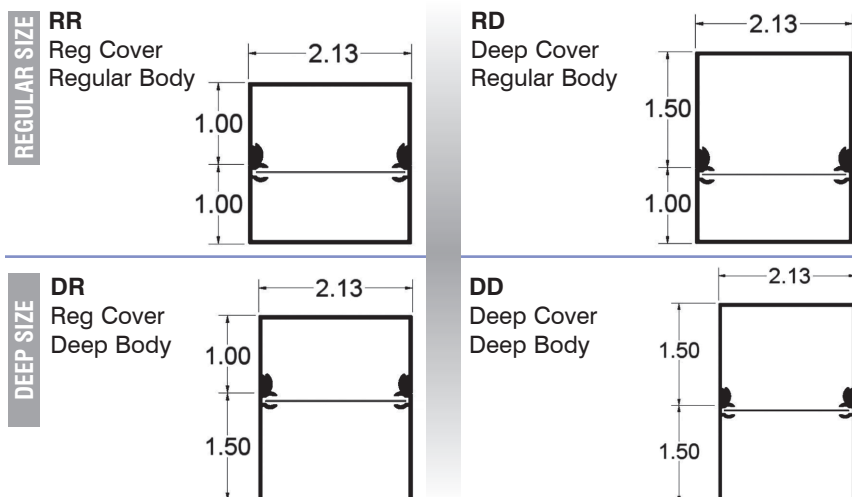
COMPONENT DETAIL

| | |
|------------------------|---|
| Pole | Extruded aluminum with painted or anodized finish |
| Barrier | Steel |
| Base Pad | Foam, field configurable for a variety of floor finishes |
| Mounting Device | Steel, powder coat white |
| Junction box | Steel, 14, 16, or 21 cu in. Capacity c/w blank cover |
| Circuit Wire | #12 (20A) or #14 (15A) Copper Conductor |
| Approvals | CSA certified  |

ORDERING INFORMATION - CUSTOM SERVICE POLE

SP **RR** **09** **06** **GY** **Drawing # from factory**
(A) **Length in Ft** **Length in Inches** **(B)**


(A) EXTRUSION STYLE



* Power Devices are installed in the body of the pole.

(B) COLOUR OPTIONS

Standard colours are as follows:



Consult Factory for custom coloured paint and anodizing options.

POWER ENTRY OPTIONS




Molded Flexible Cord

Molded cord & plug 125V 14/3 SJ 6' to 15'.



Assembled Flexible Cord

Cord & plug 6' to 30' 14/3 SJ or 12/3 SJ & plug to suit power rating.




Junction Box


Junction Box can be used for 1 to 4 circuits.

POWER DEVICE OPTIONS

The commonly used devices are shown below. Consult factory for applications involving other devices.



Duplex Standard Specification Grade



Duplex Isolated Ground



Duplex Hospital Grade




Single Receptacle Round



Twist-Lock® 20A



Straight Blade StyleLine®



Single Outlets



Surge Suppression Receptacle