



# LiteForms® LCC Series

6" AND 8" LED CYLINDERS

With the LCC Series delivering 1000 to 4500 lumens and available in 6" and 8" diameters, this LED cylinder series is a great addition to the Prescolite LiteForms family.

Providing a minimum of 50,000 hours at 70% Lumen maintenance and approaching 70 lumens per watt, it will provide years of energy efficient life in a wide variety of applications.

With a 3 SDCM controlled color consistency from fixture to fixture, the LCC cylinders are available with a wide range of color temperatures, from 2700K to 5000K in 80+ or 90+ CRI. They come standard with 0-10V dimming to 10% with a variety of 1% dimming options available.

Mounting options include surface, wall, pendant, and cord/cable. Wall wash options are also available. This cylinder series is offered with a large selection of color choices-Brushed Aluminum, Bronze, Matte Black, Matte White, Zet, with custom colors available upon request.

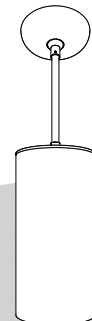
## MOUNTING OPTIONS



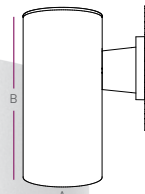
Surface Mount



Cord Mount



Pendant Mount



Wall Mount



Nominal Dims	A	B
LCC6 10-18L	6"	12"
LCC6 24-30L	6"	15"
LCC8 (All)	8"	16"

6" to 1800 lumen & 8" to 2400 lumen

## ORDERING INFORMATION

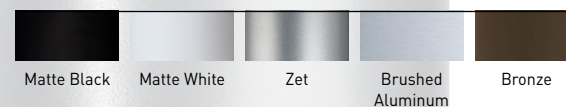
EXAMPLE: LCC6LEDP18L35K9WFL45WH

LCC6LED	P	18L	35K	9	VOLTAGE	DIMMING	BEAM	REFLECTOR FINISH	REFLECTOR COLOR	CYLINDER COLOR
<b>HOUSING</b> LCC6LED 6" LED Cylinder LCC8LED 8" LED Cylinder	<b>MOUNTING</b> P <sup>1</sup> Pendant S Surface CM <sup>2</sup> Cord or Cord/Cable W Wall	<b>OUTPUT</b> 10L 1000 Delivered Lumens 14L 1400 Delivered Lumen 18L 1800 Delivered Lumens 24L 2400 Delivered Lumens	<b>LED COLOR TEMP</b> 27K 2700 Kelvin 30K 3000 Kelvin 35K 3500 Kelvin 40K 4000 Kelvin 50K 5000 Kelvin	<b>CRI</b> 8 80+ CRI 9 <sup>5</sup> 90+ CRI	<b>BLANK</b> 120V-277V <b>120V</b> 120V (for 2DM)	<b>BLANK</b> Standard 0-10V Dimming to 10% <b>DM1</b> Osram 0-10V Dimming to 1% <b>2DM<sup>3</sup></b> Lutron 2-wire Leading Edge Dimming to 1% (120V only) <b>EDM<sup>3</sup></b> Lutron EcoSystem Dimming to 1%	<b>WFL45</b> 45 Degree Cutoff <b>WW<sup>4</sup></b> Wall Wash	<b>BLANK</b> Clear Alzak, Semi-Diffuse <b>BC</b> Painted Black Cone <b>WC</b> Painted White Cone	<b>BA</b> Brushed Aluminum <b>BZ</b> Bronze <b>BL</b> Matte Black <b>WH</b> Matte White <b>Z</b> Zet	

### NOTES

- Pendant mount has 18" stem standard.
- LCC6 is Cord mount. Plastic bushings are grey on white, brushed aluminum, and Zet cylinders; black on black and bronze. LCC8 is Cord/Cable mount standard.
- Not available on LCC8 24L.
- Not available on 6" Wall mount or 8" cylinders.
- 90 CRI not available on 24L 40K or 50K.

### CYLINDER COLOR



6" 2400/3000 lumen & 8" 3000/4500 lumen

## ORDERING INFORMATION

EXAMPLE: LCC6LEDV1P24L35K8WFL45WCWH

LCC6LED	V1	P	24L	35K	8	VOLTAGE	DIMMING	BEAM	REFLECTOR FINISH	REFLECTOR COLOR	CYLINDER COLOR
<b>CYLINDER</b> LCC6LED 6" LED Cylinder LCC8LED 8" LED Cylinder	<b>VENTING</b> H1 Horizontal Top Only H2 Horizontal Top/Bottom V1 Vertical Top Only V2 Vertical Top/Bottom	<b>MOUNTING</b> P <sup>1</sup> Pendant (18" Standard) S Surface CM <sup>2</sup> Cord/Cable W Wall	<b>OUTPUT</b> 24L 2400 Delivered Lumens 30L 3000 Delivered Lumens 45L <sup>5</sup> 4500 Delivered Lumens	<b>LED COLOR TEMP</b> 27K 2700 Kelvin 30K 3000 Kelvin 35K 3500 Kelvin 40K 4000 Kelvin 50K 5000 Kelvin	<b>CRI</b> 8 80+ CRI 9 <sup>4</sup> 90+ CRI	<b>BLANK</b> 120V-277V	<b>BLANK</b> Standard 0-10V Dimming to 10% (5% on 45L) <b>DM1</b> 0-10V Dimming to 1% <b>2DM<sup>6</sup></b> Hi-Lume 1% 2-wire LED Driver (120V only)	<b>WFL45</b> 45 Degree Cutoff <b>WW<sup>3</sup></b> Wall Wash	<b>BLANK</b> Clear Alzak, Semi-Diffuse <b>BC</b> Painted Black Cone <b>WC</b> Painted White Cone	<b>BA</b> Brushed Aluminum <b>BZ</b> Bronze <b>BL</b> Matte Black <b>WH</b> Matte White <b>Z</b> Zet	

### NOTES

- Pendant mount has 18" stem standard.
- Cord/Cable length is 6 feet, clear sleeve standard.
- Not available on 6" Wall mount or 8" cylinders.
- LCC6LED: 90 CRI not available in 24L/30L 40K or 50K. LCC8LED: 90 CRI not available in 30L 40K or 50K.
- 45L not available on 6"
- 2DM not available on LCC6LED. 2DM not available on 45L.

### CYLINDER COLOR





**HUBBELL**  
Lighting

ALERA LIGHTING

ARCHITECTURAL AREA LIGHTING

BEACON PRODUCTS

COLUMBIA LIGHTING

COMPASS

DUAL-LITE

HUBBELL CONTROL SOLUTIONS

HUBBELL INDUSTRIAL LIGHTING

HUBBELL OUTDOOR LIGHTING

KIM LIGHTING

KURT VERSEN

LITECONTROL

PRESCOLITE

WHITEWAY



701 Millennium Blvd. Greenville, SC 29607  
Tel 864.678.1000  
[www.prescolite.com](http://www.prescolite.com)

PR1089 3/18

Copyright © 2018 Prescolite, a division of Hubbell Lighting, Inc. All rights reserved. Please refer to online specifications for most up-to-date content as specifications are subject to change without notice.