

# Barfield Aluminum Platforms

## Protect your transformer investment

### Trusted choice of the utility industry

The utility industry depends on the Barfield line of aluminum platforms and poleline hardware products from Connector Manufacturing Company (CMC®).

### Strong and durable platforms for mounting transformers, regulators, and switches

Barfield aluminum platforms are the **heavy-duty solution** for mounting transformers, regulators, switches, and other large electrical equipment and are engineered to withstand wind loads and seismic loads. Our platforms can be adjusted for equipment size and location, either from on the ground or while in the air. Each platform contains adjustable hat-channel crossmembers that slide into position and lock into place.

### Quality features of a Barfield aluminum platform:

- Shipped fully assembled unless otherwise requested.
- Shipped on wheels, for easy transport
- Fully adjustable to equipment size and location while on the ground or in the air, for easy and safe installation
- Made of high-strength aluminum alloy
- Lightweight

### Capacities to 33,000 pounds

Barfield aluminum platforms are designed to hold equipment too heavy for single pole mounting. Our platforms carry three ratings:

- Uniform vertical load
- Single center vertical load
- Three vertical loads

### Made of premium 6061-T6 aluminum alloy

Our aluminum platforms are manufactured from extruded 6061-T6 aluminum alloy, which has lower weight, elasticity, and is corrosion resistant. This combination delivers a solution that is low-cost, high-strength, and maintenance-free.



## Platforms Come Preassembled

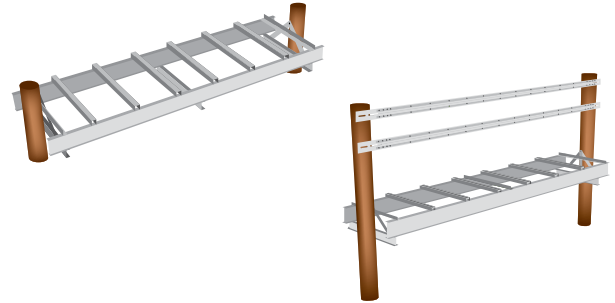
All Barfield platforms deliver assembled, with removable wheels for easy loading and unloading. This results in an average \$200-\$300 in labor savings per platform. (Note that freight is allowed within the 48 contiguous states at \$2,250.)

**Need it unassembled?** We can do that. Just add the suffix “UNA” when ordering.

## Multiple Available Lengths and Duty Ratings

Barfield platforms are customizable as follows:


SERIES	LENGTHS AVAILABLE
REGULAR DUTY	12-16 FT
HEAVY DUTY	12-20 FT
EXTRA HEAVY DUTY	14-24 FT
SUPER EXTRA HEAVY DUTY	14-24 FT



*\*Lengths are available at each 2-foot increment and are measured inside poles, face to face. All platforms are constructed with 1½” main I-beams (two each; the super extra heavy-duty series has four main beams each). All extruded-aluminum sections are all 6061-T6 material. The fasteners are all steel galvanized per ASTM A153 or ASTM B695 Class 55.*

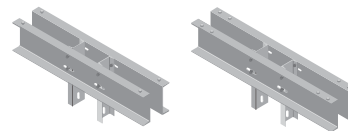
## OPTIONAL WALKWAYS

Each Barfield aluminum platform can be accompanied by an optional 41-inch-wide parallel, single or double walkway with hand railing and supports. (Planks not included). Add suffix **WKY** for single walkway, or add suffix **2WKY** for double walkway.



### Need an even higher capacity?

Add a third pole or “stub pole” kit, which can increase load capacities between 30% and 50%.



A proud member of the Hubbell family.

©2023 Connector Manufacturing Company. All rights reserved. Hubbell and the Hubbell logo are registered trademarks or trademarks of Hubbell Incorporated. All other trademarks are the property of their respective owners. 3501 Symmes Road, Hamilton, OH 45011 www.cmclugs.com | cmcservice@hubbell.com | 513-860-4455

LI-CMC-SF-EN-01511 | 11/2023