

Litepak LMC4 SERIES



LITEPAK



The Litepak LNC4 is the largest wallpack in the popular Litepak series. The LNC features four lumen packages and multiple distribution and CCT choices to provide exceptional application flexibility. Capable of replacing up to 400w HID solutions at over 70% energy savings, the LNC4 can be spaced at up to 5 times mounting height providing excellent performance and uniformity. Ideal applications include: perimeter illumination, schools, factories, hospitals, warehouses and retail applications.



Features and Benefits:

- Capable of replacing up to 400w HID luminaires
- Typical mounting heights of 15'-25'
- Easy to install and retrofit existing HID luminaires with same footprint
- Control capabilities offer additional energy savings options
- Zero uplight distributions
- Inverted "up" mounting capable
- Integral battery backup
- DesignLights Consortium® (DLC) qualified. Please refer to the DLC website for specific product qualifications at www.designlights.org.

Performance Data

Series Number	HID Equivalency		Lumens Delivered	Number of LEDs	System Watts	Lumens Per Watt 4K, Type 4	CCT	Voltage	Drivers / Current
	MH	HPS							
LNC4-36L-035	175w	150w	4,600	36	40	115	4000K	120-277V	2@350mA
LNC4-44L-035	175w+	150w+	5,700	44	49	115	4000K	120-277V	2@350mA
LNC4-36L-065	250w	250w	7,600	36	80	95	4000K	120-277V	2@650mA
LNC4-44L-065	250w+	250w+	9,500	44	100	95	4000K	120-277V	2@650mA
LNC4-36L-105	400w	400w	12,300	36	140	88	4000K	120-277V	2@1050mA
LNC4-44L-105	400w+	400w+	15,000	44	170	88	4000K	120-277V	2@1050mA

PERFORMANCE

Quick Mounting



Quick mount – easy mounting without opening fixture. Attach adapter plate to wall, connect wires, hang fixture and tighten set screws.

Inverted Mounting



Inverted mounting capabilities for uplighting applications. Specially designed frosted acrylic diffuser option softens output, improves uniformity and protects LED lenses. (catalog option CSU) must be selected for Inverted mounting applications.

Control Option



Optional 7-pin photocontrol receptacle available for twist lock photocontrols or wireless control modules (control accessories sold separately)

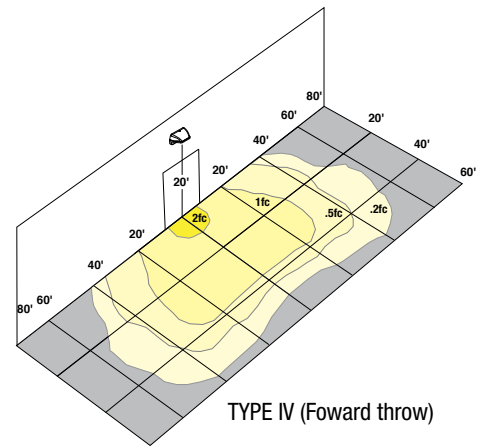
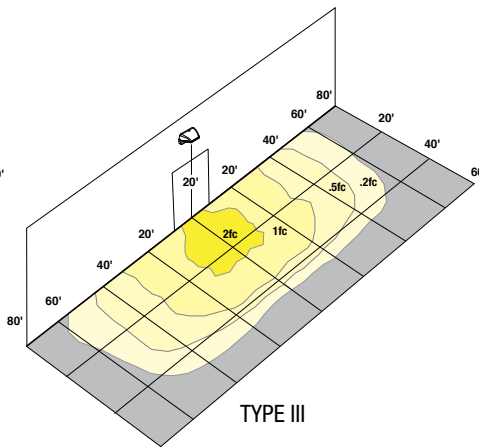
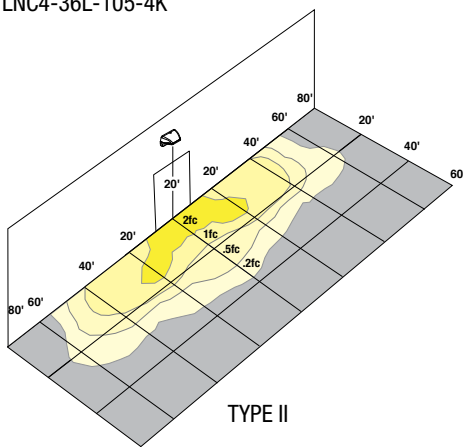
Motion Sensor



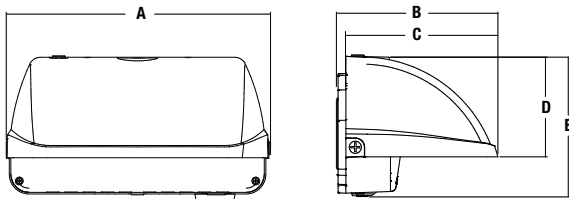
Optional sensor offers greater control and energy savings with SCP - programmable sensor with adjustable delay and dimming levels (factory default is 10%)

Performance

LNC4-36L-105-4K




Dimensions



A	B	C	D	E	Weight
17.2"	10.5"	9.9"	6.5"	8.9"	27 lbs.
436 mm	266 mm	251 mm	165 mm	226 mm	12.3 kg

Retrofit Guide



Replaces up to 400w HID luminaires one-for-one replacement covering existing installation footprint. See Retrofit guide for more information.



Example of retrofit not matching existing fixture footprint with unsightly stains.

SIZES FOR EVERY APPLICATION

The Litepak LNC family is available in four different sizes with multiple lumen packages for building mount applications from 10ft. to over 25ft.

Visit hubbellooutdoor.com for more information



LNC

LNC2

LNC3

LNC4



HUBBELL
Lighting

ALERA LIGHTING

ARCHITECTURAL AREA LIGHTING

BEACON PRODUCTS

COLUMBIA LIGHTING

COMPASS

DUAL-LITE

HUBBELL CONTROL SOLUTIONS

HUBBELL INDUSTRIAL LIGHTING

HUBBELL OUTDOOR LIGHTING

KIM LIGHTING

KURT VERSEN

LITECONTROL

PRESCOLITE

WHITEWAY



HUBBELL
Outdoor Lighting

701 Millennium Blvd. Greenville, SC 29607
Tel 864.678.1000
www.hubbelloutdoor.com

HOL00243 5K July 13, 2017 9:06 AM

Copyright © 2017 Hubbell Outdoor Lighting, a division of Hubbell Lighting, Inc. All rights reserved.
Please refer to online specifications for most up-to-date content as specifications are subject to change without notice.
Due to our continued efforts to improve our products, product specifications are subject to change without notice.