

MPT450



**Metron**  
Eledyne



# Fire Pump Control and Accessories

'Pilot' Series MPT450

**Patented  
Technology**

## Microprocessor Based Auto-Transformer Type Starting

The MPT450 Series Autotransformer Fire Pump Controllers incorporate a heavy-duty autotransformer with taps available at 50%, 65%, and 80% to reduce the starting voltage to the motor. The autotransformer is factory wired to the 65% taps unless otherwise specified.

Only the highest quality components, UL Listed or Recognized, are used throughout to assure the best possible reliability. The cabinet is fabricated of heavy 12 gauge reinforced steel, with Type 3R supplied as standard and rated 60°C. All field wiring and service connections may be made from the front, allowing the controller to be mounted flush against a wall.

Metron/Metron-Eledyne fire pump controllers conform to the latest requirements of the NFPA 20, UL 218 and FM 1321/1323, and bear the labels of Underwriters Laboratories and Factory Mutual.

*Controllers are completely wired, assembled, and tested at the factory before shipment and ready for immediate installation.*

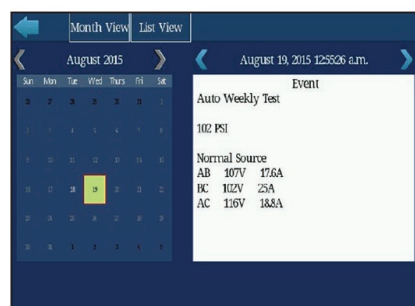
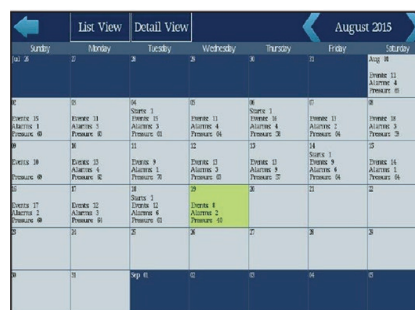
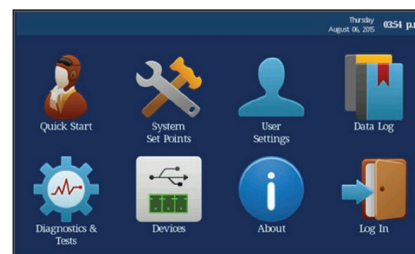


MPT700 Photo Shown



## Touch Screen Features

- Large 7" color LCD touch screen
- Simultaneous display on home screen for 3 phase amperage/voltage, system pressure, start pressure, stop pressure, system status, alarm status, date and time.
- On-screen Icons for Pilot/Quick Start, System Set Points, User Settings, Data Log, Diagnostics, and others for ease of installation and data log/event history retrieval.
- Let Metron/Metron-Eledyen's "Pilot" feature guide you through the controllers startup settings. The "Pilot" feature guides the user automatically step-by-step through the settings required at start up. Searching through multiple menus to locate settings is eliminated. "Pilot" appears on the touch screen on initial power up, or by pressing the "Pilot" icon.
- View data log/event history in Calendar screen to easily find a specific event by touching the day on the calendar month.





## Standard Features

- The Microprocessor based logic with real time/date clock is capable of running 7+ years without AC power. Includes low battery indicator.
- The on-board data log memory can store up to 18 months of event history (approx. 112,000 events), and over 10 years of event history with a 2G USB Flash Drive. Data/Event log can store over 10+ years of time and date stamped events. Real time clock is accurate to plus/minus 2 minutes per year over the full temperature range. The event history can be viewed by scrolling on the display or by saving it to a USB flash drive. The event history is recorded as a .csv file and can be easily opened as an Excel file.
- Multi level password protection
- 60°C rated with Type 3R enclosure as standard
- For added safety a through door USB port is provided to access data logs/event history without opening the controller door.
- Internal controller temperature monitored and data logged as standard
- Status LED's on PB board inputs/outputs provide visual indication of on/off status
- Pressure transducer fault LED
- System self-tests on power up
- Serial communication to PC boards reduces number of wires for improved reliability
- Single logic control for operation of both the fire pump controller and transfer switch
- Monitoring of the PC board inputs/outputs through the touch screen
- Phase rotation selectable through "Pilot feature" or Congif icon
- Foreign language selectable
- Modbus communication Protocol via RS485 port
- Controllers are suitable for use as service entrance equipment
- 600 PSI rating provided as standard. Utilizes a manifold block for the pressure transducer and drain solenoid valve that eliminates the need for copper plumbing with Teflon tape, significantly reducing the possibility of water leaks.



## Auxiliary Programs

The controller includes as standard six (6) discrete auxiliary inputs and six (6) outputs. These auxiliary I/O are in addition to those required by NFPA 20 UL and FM.

All auxiliary I/O can be field programmed on the touch screen. Expandable 12 channel I/O board for additional alarms, expandable to 168 I/O. All 48 aux programs can have a custom message.

# Event and Alarms

## Each Record Tracks:

- Date and time
- Pressure
- Voltage and current
- Login state
- Internal temperature
- State of every alarm
- The I/O state of all PCB's (excluding any add-on boards)
- Active start conditions
- The state of all aux programs (48 aux programs available)
- Power available

## Event Messages

- Event Messages
- Remote Test Start
- Manual Test Start
- Auto Test Start
- Modbus Test Start
- Remote Start
- Modbus Start
- High Zone Call to Start
- Deluge Start
- Pressure Transducer Failure Start
- Supervisory Power Failure Start
- Low Pressure Start
- Local Start
- Pump Running
- CRR Energized/De-energized
- CSR Energized/De-energized
- Load Shed
- Soft Start On
- Manual Stop
- Auto Stop
- Acceleration Timer On
- Remote Lockout
- Remote Lockout Cleared
- Dump Valve Opened
- Dump Valve Closed
- Dump Valve Insufficient Discharge
- System Reboot

## Alarm Messages

Each alarm occurred or cleared

- Phase Failure
- Phase Reversal
- Phase Over/Under Voltage
- Phase Over/Under Frequency
- Pressure Transducer Fault
- Low/High Pressure
- Fail to Start
- Fail to Stop
- Locked Rotor
- Motor Overload
- Low Suction
- Low Zone Fail to Start
- Low Zone Quit
- Supervisory Power Failure
- Loss of Power

### Model Number Designation

Example: **MPT450-75-480-H**

- MPT450** — Model Type
- **xXX** — Horsepower Rating
- **XXX** — Voltage Rating
- **X** — Option Designation(s)\*

\*Options are listed on next page.

### Ratings

Volts	HP — RMS Symmetrical
200-208	15-150 — 100kA
220-240	15-200 — 100kA
380-415	15-300 — 100kA
460-480	15-400 — 100kA
200-208	200-250 — 50kA
220-240	250-300 — 50kA
380-415	350-350 — 50kA
460-480	500-600 — 50kA
550-600	15-400 — 22kA

# Options

## Option H: Space Heater

If the ambient atmosphere is especially damp, a space heater rated at 100 watts may be supplied to reduce moisture in the cabinet. A thermostat is supplied as standard with this option. A humidistat may be substituted if specified.

## Enclosure Options

Type 3R is standard. The following UL Type enclosures are available:

- Type 4
- Type 4X (painted cold roll steel)
- Type 4X (304 or 316 Stainless Steel)
- Type 12

*Consult factory for additional options.*

## US Patents

US 8,482,307 B2 Method For Prevention of Untested PC Boards from Being Used In A Fire Pump Control System.

# Contact Us:

## North & South America

Hubbell Industrial Controls, Inc.  
Metron Fire Pump Control Division  
4301 Cheyenne Dr.  
Archdale, NC 27263  
Phone: 336-434-2800 | Fax: 336-434-2801  
Email: [salesmail@metroninc.com](mailto:salesmail@metroninc.com) | [www.hubbell-icd.com](http://www.hubbell-icd.com)

## Europe

Hubbell Limited Incorporating / Metron Eledyne  
Stretton Business Park  
Brunel Drive  
Burton-on-Trent  
Staffordshire  
DE13 0BZ  
United Kingdom  
Phone: +44 (0)1283 500 500 | Fax: +44 (0)1283 500 400  
Email: [dchilvers@hubbell-icd.com](mailto:dchilvers@hubbell-icd.com)



©2023 Hubbell Incorporated. All rights reserved.

Hubbell and the Hubbell logo are registered trademarks or trademarks of Hubbell Incorporated. All other trademarks are the property of their respective owners.

Printed in U.S.A.

[www.hubbell.com/metron](http://www.hubbell.com/metron)



A proud member of the Hubbell family.

HHI-MET-BR-EN-00805 | 05/2023