





Wattage	25W	27W	30W	40W	50W	75W	
Model	S025W-056C1300-C01-UN-D2 S025W-056C1300-C02-UN-D2	S027W-038C1000-R01-UN-DA1	S030W-052C1050-L03-UN-D2	S040W-056C1500-C01-UN-D2 S040W-056C1500-C02-UN-D2	S040W-028C1400-L01-UN-D2	S050W-052C1400-L03-UN-D2	S075W-038C2000-L02-UN-D2
	CLASS P	CLASS P	CLASS P	CLASS P	CLASS P	CLASS P	CLASS P
Safety Compliance (UL, CSA)	<b>P</b>	<b>P</b>	<b>P</b>	<b>P</b>	<b>P</b>	<b>P</b>	<b>P</b>
UL Class 2 Output	✓	—	✓	✓	✓	✓	✓
Application	Indoor	Outdoor	Indoor	Indoor	Indoor	Indoor	Indoor
Output Current Range (mA)	150 - 1300	200 - 1000	150 - 1050	300 - 1500	470 - 1400	400-1400	670 - 2000
Output Voltage Range (Vdc)	12 - 56	10 - 38	20 - 52	12 - 56	14 - 28.5	20-52	19 - 38
Inrush Current, T (@ 50% of Ipeak)	<30A @277Vac, 750µs	15A @120Vac, 143µs 34.6A @277Vac, 157µs	13A @120Vac 51A @277Vac	<30A @277Vac, 750µs	20A @230Vac	16A @230Vac 60A @277Vac	30A @230Vac
Surge Rating	2kV/4kV	4kV/6kV	2kV/4kV	2kV/4kV	2.5kV/2.5kV	2kV/4kV	2.5kV/2.5kV
# Output Channels	1	1	1	1	1	1	1
Ripple Current / Frequency (flicker) max	5%	10%	30%	5%	3%	30%	3%
Case (H x W x L)	Compact (0.95 x 2.36 x 4.96) Dual or Bottom Entry	Rectangular (1.3 x 2.3 x 5.8) Flying Leads	Linear (1.10 x 1.22 x 13.19)	Compact (0.95 x 2.36 x 4.96) Dual or Bottom Entry	Linear (1.03 x 1.22 x 14.17)	Linear (1.10 x 1.22 x 13.19)	Linear (1.03 x 1.22 x 16.9)
Start Time (full load)	.75s max	1s max	1s max	.75s max	.75s max	1s max	.75s max
IP rating	IP20	IP66	IP20	IP20	IP20	IP20	IP20
Configuring method (driver unpowered)	GUI/cradle programming	GUI/harness programming	GUI &  NFC	GUI/cradle programming	GUI &  NFC	GUI &  NFC	GUI &  NFC
Dimming Control Type	0-10V	0 -10V, DALI	0 -10V	0-10V	0 -10V	0 -10V	0 -10V
Lowest Dim Level	1%	0% for DALI 10% for 0-10V or sched dim	1% for 0-10V 5% for sched dim	1%	1% for 0-10V	1% for 0-10V 5% for sched dim	1% for 0-10V
Dimming Method	Current Reduction	Current Reduction	Current Reduction	Current Reduction	Current Reduction	Current Reduction	Current Reduction
Standby Mode / Dim To Off	✓	—	✓	✓	✓	✓	✓
Lumen Maintenance	—	✓	✓	—	—	✓	—
NTC Thermal Foldback	✓	✓	✓	✓	—	✓	—
Schedule Dimming	—	✓	✓	—	—	✓	—
Auxiliary Output	12Vdc, 200mA	3.3Vdc, 10mA	12Vdc, 100mA	12Vdc, 200mA	12Vdc, 200mA	12Vdc, 100mA	12Vdc, 200mA
Warranty	5 yr	5 yr	5 yr	5 yr	5 yr	5 yr	5 yr
Max Case Temperature	85°C	80°C	80°C	85°C	90°C	90°C	90°C



# PROGRAMMABLE DRIVERS TO POWER THE INTELLIGENT ECOSYSTEM

## INTRODUCING select|SYNC™ PROGRAMMABLE DRIVERS

Our new feature-rich LED drivers make it easy to power your intelligent devices. These CLASS P models simplify your engineering and manufacturing. Our universal configurator module includes wired, USB and NFC programming for all features on all models!



- Advanced GUI interface designed for the production environment
- Auxiliary output for sensors and controls
- Dimming options: 0-10V, Dim-to-off, Schedule, DALI

- 25W, 30W, 40W, 50W, 75W
  - Compact and Linear models
- CALL NOW FOR MORE INFORMATION!**