

HUBBELL® Safety Product Guide



HUBBELL®
Wiring Device-Kellems

**think SAFETY...
think HUBBELLSAFE**





Hubbell Safety Product Guide

Table of Contents



Hubbell Safe 3

Watertight Wiring Devices 4-5

Watertight Safety-Shroud® Twist-Lock®; Watertight Devices;
IEC Pin & Sleeve; UL/CSA Enclosure Type 4X Box

Ground Fault Circuit Interrupters 6-7

Receptacles; Portables; Sensing Modules; Circuit Testers

Temporary Power 8-9

SPIDER® II Temporary Power Boxes; Portable Outlet Boxes;
LINKOSITY®

Motor Control 10-11

Non-Metallic and Stainless Steel Circuit-Lock®
Unfused and Fused Disconnect Switches;
Manual Motor Controllers; MotorQuick®

Wire Management 12-13

Kellems® Strain Relief; Kellems® Support Grips;
PolyTuff® Non-Metallic Liquidtight Conduit and Tubing

Arc Flash Safety 14

Panel-Safe™; Mechanical Interlocks

Lockout, Tagout 15

PLUGOUT®; SWITCHOUT®; Locking Switches

Cable Protection 16

Industrial and Commercial Cord Reels

Hose and Cable Protection Systems 17

TrukTrak®, TredTrak® and AccessTrak®

Harsh and Hazardous 18

Unfused Disconnect Switches;
Unfused Mechanical Interlocks and Plugs

Specialty Devices 19

HBL5262 Series Receptacles; Tamper-Resistant and
Water Resistant Duplex Receptacles; Corrosion Resistant Devices;
Weatherproof Covers



Watertight Wiring Devices



Motor Control



ARC Flash Protection



Lockout Tagout



Cable Protection



Harsh and Hazardous

The safety of people and equipment matter most

Too costly to ignore

Hubbell believes that every employee in every business has the right to a safe working environment. Not only is safety the key to allowing people to be confident and secure in their jobs, it is also critical to enhancing productivity, reducing downtime and avoiding significant accident expenses—all of which leads to sustainability and a lower Total Cost of Ownership (TCO).

Ensuring safety everywhere

Potential safety hazards exist in almost every workplace environment—from open office areas and factory floors, to construction sites and retail spaces. That's why all employers are required to comply with strict safety codes and regulations. Many businesses pride themselves on the number of accident-free days, which is achieved through established formal safety programs that include training, ongoing safety evaluations and documentation.



Hubbell Wiring Systems is committed to helping our customers maintain a safe workplace environment. Since introducing the first safety receptacle that set the industry standard,

Hubbell has always been focused on safety. That's why Hubbell products are designed and developed to first provide maximum safety against injury and the potential dangers of electricity.

- Hubbell Twist-Lock® plugs and receptacles ensure mating only with the correct voltage and amperage.
- Hubbell's full line of watertight devices provides protection against electrical shock in wet environments.
- All Hubbell ground fault receptacles and temporary power distribution systems provide a high level of personnel protection.
- Hubbell Circuit-Lock® disconnects and MotorQuick® motor controllers enable safe control and disconnection of power in the industrial environment
- Lockout-tagout features and devices offer a means to protect employees by avoiding unintentional energizing of equipment during diagnostics or repair.
- Hubbell wire management and hose and cable protection systems safeguard cables and cords, ultimately protecting people by preventing damaged circuits and minimizing trip hazards.



An essential core value

As an industry leader, Hubbell is extremely involved with regulatory associations and has an extensive knowledge of codes and regulations that businesses must comply with to ensure safety and reduce risk. From the latest version of the National Electric Code® (NEC) to NEMA requirements and OSHA regulations, Hubbell products comply with the latest codes to help our customers ensure proper safety in the workplace. As part of our ongoing commitment to safety, Hubbell holds numerous ShopTalk™ Seminars across the nation to provide up-to-date information on safety requirements, potential safety risks and products and solutions.

Hubbell understands the importance of making safety a core value in every business and the cost of non-compliance. Keeping people and equipment safe with Hubbell products reduces risk and liability.



**think SAFETY.
think HUBBELL.**



Watertight Devices

When it comes to safety, most everyone knows that water and electricity can create a dangerous environment. From harsh factory and construction sites to laboratories and outdoor applications, ensuring a watertight seal for electrical devices is critical to ensuring maximum safety of personnel in any wet environment. Hubbell Watertight Twist-Lock® devices have become the industry standard for maintaining a watertight seal when in use and when disconnected as well as preventing unintentional disconnects.

Watertight Safety-Shroud® Twist-Lock®



- Maintains UL/CSA Enclosure Type 4X watertight seal when in use and when disconnected
- Constructed from engineered high impact thermoplastic for heavy-duty industrial applications
- Shroud meets or exceeds California OSHA 2510.7(6) electrical safety requirement for "skirted plugs" Title 8 Division 1 Chapter 4

Watertight Devices



- Double insulated elastomeric cover and thermoplastic body for extra safety and water resistance
- Exclusive triple by-pass sealing system
- Corrosion-resistant nickel plated blades and stainless steel captive assembly screws
- NEMA 4, 4X, 6, 6P, IP65, IP66, IP67

NEMA Enclosure Type No.	IEC Enclosure Classification Designation	Basic Description
3R	IP14	Rainproof and Sleet (Ice) Resistant- Outdoor
4	IP56	Watertight and Dusttight- Indoor and Outdoor
4X	IP56	Watertight, Dusttight and Corrosion-Resistant - Indoor and Outdoor
6	IP67	Watertight, Dusttight and Sleet (Ice) Resistant- Indoor and Outdoor
12	IP52	Industrial Use, Dusttight and Driptight- Indoor

Ordering Information



Watertight Locking Devices

NEMA Rating Color Coded by Voltage	Poles/ Wires	Watertight Safety-Shroud®			Watertight		
		Plug	Connector	Receptacle	Plug	Connector	Receptacle
15A 125V	L5-15 2P/3W	—	—	—	24W47H	25W47H	65W47H
15A 277V AC	L7-15 2P/3W	—	—	—	24W34H	25W34H	65W34H
20A 125V	L5-20 2P/3W	HBL2311SW	HBL2313SW	HBL2310SW	26W47H	27W47H	67W47H
20A 250V	L6-20 2P/3W	HBL2321SW	HBL2323SW	HBL2320SW	26W48H	27W48H	67W48H
20A 277V AC	L7-20 2P/3W	HBL2331SW	HBL2333SW	HBL2330SW	26W49H	27W49H	67W49H
20A 125/250V AC	L14-20 3P/4W	HBL2411SW	HBL2413SW	HBL2410SW	26W74H	27W74H	67W74H
20A 3Ø 250V	L15-20 3P/4W	HBL2421SW	HBL2423SW	HBL2420SW	26W75H	27W75H	67W75H
30A 3Ø 250V AC	L15-30 3P/4W	HBL2721SW	HBL2723SW	HBL2720SW	28W75H	29W75H	69W75H
30A 3Ø 480V AC	L16-30 3P/4W	HBL2731SW	HBL2733SW	HBL2730SW	28W76H	29W76H	69W76H





Watertight Devices

For food processing and waste water applications, Hubbell Watertight IEC Pin & Sleeve devices ensure watertight performance while protecting users with a super tough, non-conductive housing and shrouded contact pins. The opening on the plug shroud accommodates lockout/tagout locks for maximum safety while the UL Enclosure Type 4X Box offers a variety of watertight connections and provides maximum safety for use with Straight Blade and Twist-Lock® devices.

IEC Pin & Sleeve



- Superior construction and engineered materials for maximum durability
- Sequential contact engagement ensures the ground mates first and breaks last
- Thermoset polyester interiors provide unsurpassed ability to withstand high amounts of heat which may result from overload or arcing

UL Enclosure Type 4X Box



- One step self-latching, spring loaded gasketed cover for maintaining maximum reliability and protection when not in use
- Corrosion, impact and chemical resistant Valox® enclosure
- Available in common NEMA configurations, pre-wired for installation simplicity



NEC® 300.6(D) Indoor Wet Locations

For indoor wet locations where walls are frequently washed or where there are surfaces of absorbent materials, such as wood, the wiring system where exposed, including boxes, fittings, raceway and cable shall be mounted so that there is at least ¼ inch (6mm) airspace between it and the wall or supporting surface.

NEC® 110.11 Electrical Installations

Unless identified for use in the operating environment, no conductors or equipment shall be located in damp or wet locations.

Ordering Information

IEC Watertight Pin & Sleeve



Rating Color Coded by Voltage	Poles/Wires	Plug, Connector and Receptacle
20A 3Ø 480V	3P 4W	HBL420x7W
30A 3Ø 250V	3P 4W	HBL430x9W
30A 3Ø 480V	3P 4W	HBL430x7W
30A 3Ø 600V	3P 4W	HBL430x5W
30A 3ØY 277/480V	4P 5W	HBL530x7W
60A 250V	3P 4W	HBL460x9W
60A 3Ø 480V	3P 4W	HBL460x7W
60A 3Ø 600V	3P 4W	HBL460x5W
60A 3ØY 120/208V	4P 5W	HBL560x9W
100A 250V	3P 4W	HBL4100x9W
100A 3Ø 480V	3P 4W	HBL4100x7W
100A 3Ø 600V	3P 4W	HBL4100x5W
100A 3ØY 120/208V	4P 5W	HBL5100x9W

x= device: P (Plug), C (Connector), and R (Receptacle)

Conduit Feed UL Type 4X Rated



Straight Blade Rating	Catalog Numbers
20A 125V	MCWF2010*
Watertight Safety-Shroud® Twist-Lock® Rating	Catalog Numbers
20A 125V	MCWF2020
20A 250V	MCWF2030
20A 277V	MCWF2040
20A 125/250V	MCWF2070
20A 3Ø 250V	MCWF2080
20A 3Ø 480V	MCWF2090
30A 125V	MCWF2050
30A 250V	MCWF2060
30A 125/250V	MCWF2100
30A 3Ø 250V	MCWF2110
30A 3Ø 480V	MCWF2120
30A 3Ø 600V	MCWF2130

* Type 4X Rating with cover closed



Valox® is a registered trademark of SABIC Innovative Plastics acquired from GE.





For non-residential installations all 125V 15 and 20 AMP receptacles installed in locations specified in **NEC® Article 210.8(B)(1) to (8)** shall have ground fault circuit interrupter protection for personnel. These areas include:

- (1) Bathrooms
- (2) Kitchens
- (3) Roof Tops
- (4) Outdoors
- (5) Sinks (within 6' of edge)
- (6) Indoor Wet Locations
- (7) Locker Rooms / Shower Facilities
- (8) Garages / Service Bays



NEC® is a registered trademark of the National Fire Protection Association (NFPA).

Ground Fault Circuit Interrupters (GFCIs)

Required by code, receptacles in any wet area must all be protected with ground fault circuit interrupters (GFCIs) that stop the flow of electric current to protect people in the presence of a ground fault. Hubbell offers AUTOGUARD™ and standard heavy duty GFCI receptacles. AUTOGUARD™ is a self-test version that continually tests electronic circuitry automatically. The AUTOGUARD™ unit features a green LED to indicate “power-on” and a red LED that is both a “trip indicator” when solid, and an “end of life indicator” when flashing. The GFCI sensing modules work in conjunction with hydraulic magnetic circuit breakers to interrupt power in the event of a ground fault condition.

Extra Heavy Duty GFCI Receptacles



- Patented tamper-resistant design limits improper access to energized contacts
- Heavy duty brass bridge to withstand abuse
- Self-Test units continually tests and monitors for protection automatically
- No power at device face if reverse wired, eliminating false assumption of protection
- 10 kA Short Circuit Current Rating

Sensing Modules



- Monitors electrical circuit with no direct load present at the module
- Hydraulic breakers available from 1 to 50 AMP meets
- 120 and 240 volt modules available in automatic or manual “safe start” reset versions
- Enclosure Type 4X rating
- UL 1053 Compliant

Ordering Information

Extra Heavy Duty GFCI Receptacles

NEMA	Rating	Color	Tamp-Resistant/Weather Resistant AUTOGUARD™	
			Self Test	Circuit Guard®
Ⓞ Ⓞ	15A	Brown	GFR5262SG	GFR5262TR
	125V	Other	GFR5262SGxx	GFR5262xxTR
Ⓞ Ⓞ	20A	Brown	GFR5362SG	GFR5362TR
	125V	Other	GFR5362SGxx	GFR5362xxTR

x= color: BK (Black), GY (Gray), I (Ivory), R (Red) and W (White)

Circuit Guard® Hard Wired 30A GFCI UL Type 4X Rated

Description	Voltage	Alarm	Catalog Number
Hard wired;	120V AC	None	GFHW13x05
manual and	120V AC	Audible	GFHW13x15
automatic set	240V AC	None	GFHW23x05
GFCIs.	240V AC	Audible	GFHW23x15
	120/240V AC	Audible	GFHW33x15
	3Ø 250V AC	None	GFHW53x
	3Ø 120/208V AC	None	GFHW43x

x= 1 (Automatic) or 0 (Manual) Set

GFCI Sensing Module 50A Maximum

Description	Catalog Number
120V AC Sensing Module	GFSM120x
240V AC Sensing Module	GFSM240x

x= A (Automatic) or M (Manual) Set

GFCI Sensing Module Circuit Breakers

Catalog Number Configurator.
Example: **GFSCMB120401P**

	120	40	1P
Ground Fault Sensing Module	120 Volt	1 thru	1P
Circuit Breaker	240 Volt	50 Amp	2P
	120/240 Volt		3P

Circuit Guard® Plug-In GFCI Portable

Description	Catalog Number
15A, 120V AC Three outlet plug-in	GFP315A

GFI Tester

Description	Catalog Number
120V AC Ground fault tester	GFT2G

Ground Fault Circuit Interrupters (GFCIs)

GFCIs are also critical for protecting people when using portable line cords and outlets in a variety of indoor and outdoor applications. Hubbell Circuit Guard® GFCI line cords are available with an Automatic Set feature for providing safety in applications where equipment is intended for continuous use but where temporary power failure is undesirable such as pumps, pressure washers or portable lighting. Manual Set GFCIs are also available for applications where operator injury might occur if equipment were to restart after a power failure such as drills, saws, lathes and grinders. "Portable GFCI" provides open-neutral protection for temporary power applications.

Portable GFCI Line Cords



- Provides a watertight housing for maximum safety in harsh environments
- Available with either automatic and manual set feature to fit the application
- Bright indicator light provides fault confirmation from a distance

Portable GFCI Outlets



- Ideal for providing safety in applications requiring multiple outlets
- Features gasketed cover to protect outlets not in use
- Ensures safety by interrupting power when leakage to ground is 4 to 6 milliamperes



NEC® 590.6(A)

All 125-volt, single-phase, 15-, 20-, and 30-ampere receptacle outlets that are not a part of the permanent wiring of the building or structure and that are in use by personnel shall have ground-fault circuit-interrupter protection for personnel. For the purposes of this section, cord sets or devices incorporating listed ground-fault circuit-interrupter protection for personnel identified for portable use shall be permitted.

Ordering Information

Circuit Guard® Portable GFCI Line Cords



Description	Length	GFCI Cord Line	w/ Stripped Leads
15A 120V AC	18 in.	GFP4C15x	—
	6 ft.	GFP6C15x	—
	15 ft.	—	GFPOEMx
	25 ft.	GFP25C15x	—
20A 120V AC	3 ft.	GFP3C20M	—

x= A (Automatic) or M (Manual) Set

Circuit Guard® Portable GFCI Line Cords



Rating	Length	Single	Triple Tap	w/ Flying Leads
15A 120V AC	2 ft.	GFP2Cx	GFP2TTx	—
	15 ft.	—	—	GFP15Lx
	25 ft.	GFP25Cx	GFP25TTx	—
	35 ft.	—	—	GFP35Lx

x= A (Automatic) or M (Manual) Set

Circuit Guard® In-Line GFCI



Description	Single	Triple Tap	Locking
15A 120V AC	GFPIL15125x	GFPIL15125TRix	—
20A 120V AC	—	—	GFPIL20125LKx
20A 250V AC	—	—	GFPIL20250LKx

x= A (Automatic) or M (Manual) Set

Circuit Guard® Wired On Straight Blade Portable GFCI Plugs

15A 125V AC

Industrial Grade

Description	Cat. No.
Manual set; plug; black	GFP5266C
Manual set; plug; yellow	GFP5266CY
Manual Set; plug with 1 ft. Line cord	GFP1C

Commercial Grade

Description	Cat. No.
Field Wireable; black	GFP515x

x= A (Automatic) or M (Manual) Set

Multiple Outlet Portable GFCI

Description	Rating	Cat. No.
4-Outlet; 2-Duplex; 15A 120V AC Manual Set	15A	GFP15M
20A 120V AC	20A	GFP20M


GFCI Module UL Type 3R Rated

Rating	Description	Cat. No.
20A, 120V AC; 60 Hz	Manual set	GFM20
	Auto set	GFM20A



NEC® 590.6 Ground Fault Protection for Personnel. Requirements for GFCI protection for temporary wiring installations.

NEC® 110.12(A) Unused Openings
Unused openings, other than those intended for the operation of equipment, those intended for mounting purposes, or those permitted as part of the design for listed equipment, shall be closed to afford protection substantially equivalent to the wall of the equipment.



Temporary Power

Construction sites and outdoor events need to ensure maximum safety when providing temporary electrical power for equipment and lighting, especially since these applications involve frequent plug-ins and disconnects. Hubbell temporary power distribution systems come in a variety of device types for protecting people against electrical shock in a wide range of applications and job sites.

SPIDER® II Temporary Power Boxes



- Incorporates the most advanced ground fault module technology for safety
- Accommodates watertight straight blade and Safety-Shroud® Twist-Lock® receptacles
- Heavy Duty UL Type 3R metallic enclosure

Portable Outlet Boxes



- Provides a safe rugged portable enclosure that can be used in many applications and complies with NEC® 110.12 regarding unused cable openings in metallic boxes
- Provides Type 3R protection with weatherproof cover plates
- Maximize strain relief protection with the addition of a Kellems® mesh grip

Ordering Information



Temporary Power Boxes

Max Rating	Type	Receptacle Rating	Protection Overload/GFI	Receptacle Type	
				Straight Blade	Twist-Lock®
Spider® II 30A, 120/240V AC	(7) Receptacles (1) Twist-Lock® (inlet & outlet)	20A, 125V 30A, 120/240V	Yes/Yes No/No	SDSB1A	SDTL1A
Spider® II 50A, 120/240V AC	(7) Receptacles (1) Twist-Lock® (inlet & outlet)	20A, 125V 50A, 125/250V	Yes/Yes No/No	SBSB1A	SBTL1A
Spider® II 60A, 3Ø 120/208V	(6) Receptacles (1) Pin and Sleeve (inlet & outlet)	20A, 125V 60A, 3ØY, 120/208V	Yes/Yes No/No	SCSB0	SCTL0
Spider® II 50A 120/240V AC	(6) Receptacles (1) Twist-Lock® (1) Twist-Lock® (inlet & outlet)	20A, 125V 30A, 250V 50A 125/250V	Yes/Yes Yes/No No/No	TPDS	TPDL

Portable Outlet Boxes and Plates

Description	Catalog Numbers
Box with cord strain relief, with one blank cover plate	HBLPOB1
Box with cord strain relief, with two duplex (indoor) cover plates	HBLPOB1D*
Blank, non-metallic FS cover plate with foam gasket, gray	HBLP14FS
Duplex, non-metallic FS cover plate, gray	HBLP8FS*
Single receptacle (1.39"), non-metallic FS cover plate, gray	HBLP7FS
Single receptacle (1.56"), non-metallic FS cover plate, gray	HBLP720FS
Rectangular opening, non-metallic FS cover plate, gray	HBLP26FS

* Add Y for Yellow



NEC® is a registered trademark of the National Fire Protection Association (NFPA).

Plug and Play Power System



Modular Power

Factories and industrial environments often need flexible power distribution systems for all types of equipment. Hubbell LINKOSITY® modular power distribution system is ideal for ensuring safety when providing flexible power in these applications. Hubbell LINKOSITY® provides the necessary system components to create code compliant safe installations.

LINKOSITY®



- Reconfigurable factory defined assemblies that can be easily installed as a cost effective alternative to conventional wiring methods
- Cables are UL Type TC-ER with the crush and impact resistance of metal clad cable for maximum safety in industrial environments
- Enables fast installation and high technical performance for 20A and 30A circuits up to 600V
- Power assemblies available in straight blade and Twist-Lock® receptacles



NEC® 670 on Industrial Machinery refers to NFPA 79-2007, Electrical Standard for Industrial Machinery where sections 14.1.2.2 and 14.1.5.1 specifically indicate that molded connections factory-applied to cable and cords are to be permitted.

NEC® 336.10(7) Permits type TC-ER cable in transitions between cable trays and the utilization equipment or devices when secured at intervals not more than 6 ft without continuous support.

Ordering Information

Power Components 20A, 30A up to 600V Cables and Receptacles



Device Type	Ratings	Wires	Conductor Colors**	Length (ft.)
PH Double Ended Cable - Male/Female Straight	20 20A up to 600V	02 -	PA	001 1'
PM Male Single Ended Straight		05	Green/Yellow; Black (all others)	005 5'
PN Male Single Ended 90°	23 20A up to 600V Specialty construction (Includes isolated ground on 6 wire and 10AWG super neutral conductor on 5 and 6 wire devices)	03	PB	010 10'
PF Female Single Ended Straight		04	Green/Yellow	015 15'
PG Female Single Ended 90°		05	White	020 20'
PQ Double Ended Cable with Female 90°		06	Black (all others)	025 25'
PR Double Ended Cable with Male 90°			**other color codes available upon request	030 30'
PS Double Ended Cable with (2) 90° Connectors				035 35'
RF Female Receptacle; ½" N.P.T. rear thread	30 30A up to 600V	04		040 40'
RM Male Receptacle (Inlet); ½" N.P.T. rear thread				045 45'
				050 50'

Example Catalog Number: **PH2306PB05**

LINKOSITY® Tees

Description	Catalog Numbers
M/F/F Tee, 20A, 2P	TX2002002002T00
M/F/F Tee, 20A, 3P	TX2003002003T00
M/F/F Tee, 20A, 4P	TX2004002004T00
M/F/F Tee, 20A, 5P	TX2005002005T00
M/F/F Tee, 20A SNIG, 4P	TX2304002304T00
M/F/F Tee, 20A SNIG, 6P	TX2306002306T00
M/F/F Tee, 20A SNIG, A Phase Tap	TX2306002304A00
M/F/F Tee, 20A SNIG, B Phase Tap	TX2306002304B00
M/F/F Tee, 20A SNIG, C Phase Tap	TX2306002304C00
M/F/F Tee, 30A, 4P	TX3004003004T00



Closure Caps

Description	For use with	
	Female Receptacle	Male Inlet
20A and 30A Receptacle Closure Cap	CCMBC	CCFBC



NEC® is a registered trademark of the National Fire Protection Association (NFPA).





NEC® 430.75(A) Disconnection. Motor control circuits shall be arranged so that they will be disconnected from all sources of supply when the disconnecting means is in the open position. The disconnecting means shall be permitted to consist of two or more separate devices, one of which disconnects the motor and the controller from the source(s) of power supply for the motor, and the other(s), the motor control circuit(s) from its power supply. Where separate devices are used, they shall be located immediately adjacent to each other.



NEC® is a registered trademark of the National Fire Protection Association (NFPA).
NSF - National Sanitation Foundation.

Motor Control

Hubbell motor control devices can safely disconnect power at any point in a circuit without powering down other equipment and sacrificing productivity. The NEC® requires motor controllers on equipment like HVAC units, compactors and back-up generators to have a disconnect within line of sight and allows a controller and disconnect to be the same device. By combining both functions in one device, Hubbell CIRCUIT-LOCK® eliminates the confusion of which switch is a motor controller or disconnect, providing owners and operators with a renewed level of comfort and safety.

Circuit-Lock® Unfused Disconnect Switches



- Meets line of sight disconnect requirements to ensure maximum safety
- High visibility handle is lockable to meet OSHA lockout/tagout requirements 29CFR 1910.147
- NEC 430.109(A)(6) recognizes that a manual motor controller and disconnect can be the same unit
- Certified by NSF for hygiene in food processing applications

Circuit-Lock® Fused Disconnect Switches



- Certified for current interrupting at full rated current and voltage
- High visibility red handle can be locked in OFF position
- Type 4X enclosure with neoprene watertight gasket
- Accepts class "J" fuses

Ordering Information

IP66
SUITABILITY



Circuit-Lock® Unfused Disconnect Switches, 600V AC

Description	Non-Metallic	Stainless Steel
30A disconnect switch	HBLDS3	HBLDS3SS
30A disconnect switch with one HBLAC1 auxiliary contact	HBLDS3AC	HBLDS3SSAC
30A disconnect switch for use with variable frequency drives	HBLDS3VFD	HBLDS3SSVFD
60A disconnect switch	HBLDS6	HBLDS6SS
60A disconnect switch with one HBLAC1 auxiliary contact	HBLDS6AC	HBLDS6SSAC
100A disconnect switch	HBLDS10	HBLDS10SS
100A disconnect switch with one HBLAC1 auxiliary contact	HBLDS10AC	HBLDS10SSAC

Auxiliary Contacts for 30, 60 and 100 Amp Switches

Description	Catalog No.
Auxiliary contacts, "break after main break" 1 set of n/o & n/c contacts	HBLAC1
Auxiliary contacts, "break before main break" 1 set of n/o contacts	HBLAC2

Ground Block

Description	Catalog No.
For 30A switches.	HBL30RGB
For 60A and 100A switches.	HBL60100RGB

Circuit-Lock® Fused Disconnect Switches, 30 and 60 Amp 600V AC

Description	Catalog No.
30A disconnect switch	FDS30*
60A disconnect switch	FDS60*

Note: *Class "J" fuses not included.

Auxiliary Contacts

Description	Catalog No.
Normally open; A600 pilot duty	ACFSNO
Normally closed; A600 pilot duty	ACFSNC

Watertight Closure Plug Kits

Description	Catalog No.
For 30A switch	MICPK30
For 60A switch	MICPK60

Motor Control

Hubbell motor control devices are also available for use with Hubbell LINKOSITY® modular plug-and-play power distribution system. MotorQuick® offers the functionality of a motor disconnect switch with the safety of factory pre-wired connections. LINKOSITY® connections make motor change outs fast and simple. Heavy duty manual motor controllers are also available for controlling and disconnecting power to equipment.

MotorQuick®



- Combines Circuit-Lock® motor disconnect with plug-and-play LINKOSITY® system for faster installation and replacement of motors
- Lockable handle meets OSHA lockout/tagout regulations
- Easily retrofits to existing hard wired installations with LINKOSITY® components
- Certified by NSF for hygiene in food processing applications

Manual Motor Controllers



- Available in double-pole and three-pole 30A and 60A 600V AC controllers
- Suitable as a motor disconnect
- Type 1 and Type 3R enclosures available
- Optional finger guards (HBLFG30) fit 30A, 40A and 50A controllers



NEC® 430.102 Location.

(A) **Controller.**
An individual disconnecting means shall be provided for each controller and shall disconnect the controller. The disconnecting means shall be located in sight from the controller location.

(2) **Controller Disconnect.**
The controller disconnecting means required in accordance with 430.102(A) shall be permitted to serve as the disconnecting means for the motor if it is in sight from the motor location and the driven machinery location.



NEC® is a registered trademark of the National Fire Protection Association (NFPA).
NSF - National Sanitation Foundation.

Ordering Information

Type 1 30A 3 Pole 600V AC

Description	HBL1389D Non-Metallic
With (1) pre-wired LINKOSITY® female receptacle (load side)	HBL1389MQR
With 5 ft. pre-wired LINKOSITY® female cable (load side)	HBL1389MQ5
With (1) pre-wired LINKOSITY® male receptacle (line side) and (1) pre-wired LINKOSITY® female receptacle (load side)	HBL1389MQR2



Type 4X 30A 3 Pole 600V AC

Description	HBLDS3 Non-Metallic	HBLDS3SS Stainless Steel
With (1) pre-wired LINKOSITY® female receptacle (load side)	HBLDS3MQR	HBLDS3SSMQR
With 5 ft. pre-wired LINKOSITY® female cable (load side)	HBLDS3MQ5	HBLDS3SSMQ5
With (1) pre-wired LINKOSITY® male receptacle (line side) and (1) pre-wired LINKOSITY® female receptacle (load side)	HBLDS3MQR2	HBLDS3SSMQR2



Manual Motor Controller

Description	Double Pole	Three Pole
30A motor controller	HBL7832D	HBL7810D
In Type 1 enclosure; non-metallic cover	HBL1392D	HBL1389D
In metal Type 1 enclosure	HBL1372D	HBL1379D
In NEMA 3R non-metallic enclosure	HBL13R22D	HBL13R23D
In metal Type 3R enclosure	HBL13R92D	HBL13R89D
In NEMA 3R flip lid enclosure	HBL13R12D	HBL13R13D
60A motor controller	HBL7862D	HBL7863D





Wire Management

Hubbell wire mesh grips are designed to prevent strain from being transmitted to joints and terminals on electrical cords, cables and conduit. This provides greater security than using a fitting alone, making electrical systems safer by preventing cable pull-out and controlling cable arc-of-bend. The positive action mesh grips distributes loads equally over the cable jacket.

Strain Relief Grips



- Multi-weave grip products provide arc-of-bend control minimizing cable damage and extending cable life
- Ideal for providing maximum safety where conduit is subject to vibration, motion or strain
- Stainless steel mesh is corrosion resistant and optional liquidtight fittings provide a watertight seal

Support Grips



- Ideal for ensuring safety by supporting electrical cable service drops or hoses
- Positive action mesh grip design provides equal loading throughout the entire grip length
- Available in heavy duty, standard and light duty for a variety of applications

NEC® 400.10 Pull at Joints and Terminals Flexible cords and cables shall be connected to devices and to fittings so that tension is not transmitted to joints or terminals.

OSHA Regulation 29 CFR 1926.405(g)(2)(iv) Strain relief. Flexible cords shall be connected to devices and fittings so that strain relief is provided which will prevent pull from being directly transmitted to joints or terminal screws.

1926.405(g)(2)(v) Cords passing through holes. Flexible cords and cables shall be protected by bushings or fittings where passing through holes in covers, outlet boxes, or similar enclosures.



Ordering Information

Kellems® Deluxe Cord Grips



Description	Grip Diameter Range Inches (cm)	Catalog No.
Straight male thread; 5/8 in. N.P.T. thread size	.250"-.312" (.63-.79)	07401001
	.312"-.375" (.79-.95)	07401002
	.375"-.437" (.95-1.11)	07401003
Straight male thread; 1/2 in. N.P.T. thread size	.187"-.250" (.47-.63)	07401004
	.250"-.375" (.63-.95)	07401006
	.375"-.500" (.95-1.27)	07401008
	.500"-.625" (1.27-1.59)	07401010
90° male thread; 5/8 in. N.P.T. thread size	.250"-.312" (.63-.79)	07401071
	.312"-.375" (.79-.95)	07401072
	.375"-.437" (.95-1.11)	07401073
90° male thread; 1/2 in. N.P.T. thread size	.187"-.250" (.47-.63)	07401074
	.250"-.375" (.63-.95)	07401076
	.375"-.500" (.95-1.27)	07401078
	.500"-.625" (1.27-1.59)	07401080*
45° male thread; 1/2 in. N.P.T. thread size	.250"-.312" (.63-.79)	074011236
	.375"-.500" (.95-1.27)	074011021
	.500"-.625" (1.27-1.59)	074011237
45° male thread; 3/4 in. N.P.T. thread size	.500"-.625" (1.27-1.59)	074011049
	.625"-.750" (1.59-1.90)	074011051*
	.750"-.875" (1.90-2.22)	074011239*

Single Eye, Closed Mesh**

For permanent support when cable end is available to be installed through grip.

Cable Diameter Range Inches (cm)	Approx. Breaking Strength Lbs. (N)	Catalog No.
.50"-.62" (1.27-1.57)	530 (2,357)	02201013
.63"-.74" (1.60-1.88)	790 (3,514)	02201014
.75"-.99" (1.90-2.51)	1,020 (4,537)	02201015
1.00"-1.24" (2.54-3.15)	1,610 (7,161)	02201017
1.25"-1.49" (3.17-3.78)	1,610 (7,161)	02201018
1.50"-1.74" (3.81-4.42)	1,610 (7,161)	02201019

**Change catalog number from 022 to 024 for stainless steel. Consult factory for availability.

Single Eye, Split Mesh, Rod Closing**

For support when cable end is not available.

Cable Diameter Range Inches (cm)	Approx. Breaking Strength Lbs. (N)	Catalog No.
.50"-.62" (1.27-1.57)	790 (3,514)	02203013
.63"-.74" (1.60-1.88)	790 (3,514)	02203014
.75"-.99" (1.90-2.51)	1,020 (4,537)	02203015
1.00"-1.24" (2.54-3.15)	1,610 (7,161)	02203017
1.25"-1.49" (3.17-3.78)	1,610 (7,161)	02203018
1.50"-1.74" (3.81-4.42)	1,610 (7,161)	02203019

**Change catalog number from 022 to 024 for stainless steel. Consult factory for availability.

NEC® is a registered trademark of the National Fire Protection Association (NFPA).



Wire Management

Protecting electrical circuitry on the factory floor improves safety for both people and equipment by preventing mechanical damage and moisture from impacting the integrity of the wiring. Hubbell PolyTuff® non-metallic liquidtight conduit and fittings are commonly used between disconnect switches and equipment in industrial applications to protect wiring and improve safety. Metallic liquidtight fittings are also available for certain applications.

PolyTuff® Non-Metallic Liquidtight Conduit and Tubing



- Non-metallic construction ends metal fatigue and separation problems
- Cuts cleanly with a knife or PVC cutter with no jagged metal edges
- Handles twists, turns, bends, switchbacks and straightaways with ease
- Available with rigid PVC core PolyTuff® I or flexible corrugated wall PolyTuff® II

PolyTuff® Liquidtight Fittings



- SwivelLok® nylon two-piece swivel body enables fitting to twist from 0° to 90°
- Neoprene O-ring ensures liquidtight seal at hub or enclosure
- Non-integral ferrule provides conduit seal and superior pullout protection



NEC® 356.10 Uses Permitted. LFNC shall be permitted to be used in exposed or concealed locations for the following purposes:

- (1) Where flexibility is required for installation, operation, or maintenance.
- (2) Where protection of the contained conductors is required from vapors, liquids or solids.
- (3) For outdoor locations where listed and marked as suitable for the purpose.
- (4) For direct burial where listed and marked for the purpose.
- (5) Type LFNC-B shall be permitted to be installed in lengths longer than 1.8 m (6 ft) where secured in accordance with 356.30.
- (6) For encasement in concrete where listed for direct burial and installed in compliance with 356.42.



Ordering Information

PolyTuff I® Conduit and PolyTuff II® Tubing



Trade Size (metric designator)	Feet (m)	PolyTuff I Conduit	PolyTuff II Tubing
¼ (10)	100 (30.5)	—	B2025
⅜ (12)	100 (30.5)	G1038	B2038
½ (16)	100 (30.5)	G1050	B2050
¾ (21)	100 (30.5)	G1075	B2075
1 (27)	100 (30.5)	G1100	B2100
1¼ (35)	100 (30.5)	G1125	B2125
1½ (41)	50 (15.2)	G1150	B2150
2 (53)	50 (15.2)	G1200	B2200

Straight with Male Non-Metallic Fittings for Non-Metallic Conduit



Trade Size (metric designator)	Black	Gray
¼ (6)	F2025	—
⅜ (9)	P038NBKA	P038NGYA
½ (13)	P050NBKA	P050NGYA
¾ (19)	P075NBKA	P075NGYA
1 (25)	P100NBKA	P100NGYA
1¼ (32)	P125NBK	P125NGY
1½ (38)	P150NBK	P150NGY
2 (51)	P200NBK	P200NGY

SwivelLok® Multi-Position with Male Non-Metallic Liquidtight Fittings



Trade Size (metric designator)	Black	Gray
⅜ (9)	PS0389NBK	PS0389NGY
½ (13)	PS0509NBK	PS0509NGY
¾ (19)	PS0759NBK	PS0759NGY
1 (25)	PS1009NBK	PS1009NGY

SwivelLok® Flexible Conduit Kit



Trade Size (metric designator)	Fitting and Conduit Kit	Catalog No.
½ (13)	(2) PS0509NGY,	PS05GYKIT
¾ (19)	6' G1050	
	(2) PS0759NGY,	PS07GYKIT
	6' G1075	

Fixed 90° Fittings for Non-Metallic Conduit



Trade Size (metric designator)	Black	Gray
¼ (6)	F20259	—
⅜ (9)	P0389NBK	P0389NGY
½ (13)	P0509NBK	P0509NGY
¾ (19)	P0759NBK	P0759NGY
1 (25)	P1009NBK	P1009NGY
1¼ (32)	P1259NBK	P1259NGY





NFPA 70E:

- Electrical equipment enclosures can ONLY be accessed by qualified personnel with extensive protective clothing and equipment, including fire-resistant suits and hoods with non-conductive wands.

NFPA 79: Electrical Standard for Industrial Machinery

- ALL utility receptacles must be GFCI protected
- ALL external utility receptacles must be covered
- ALL covers must maintain enclosure rating



Arc Flash Safety

An arc flash is a short circuit that travels through air from one live circuit to another. Problems including gaps in insulation, dust or corrosion on the surface of a conductor, or even use of substandard components can cause a serious safety hazards and equipment failures. Arc flash incidents can be extremely costly to a business and can result in serious or even fatal burns, as well as damage to eyesight. Hubbell PANEL-SAFE™ and mechanical interlocks provide arc flash safety by ensuring isolation from live electrical components.

Panel Safe



- Available in Type 4, 12 and 4X versions with protective clear cover
- Provides overcurrent protection for both power and data access ports
- Ensures safety with finger-safe contacts and Hubbell GFCI functionality

Mechanical Interlock



- Eliminates the possibility of making and breaking the circuit under load providing safe connections to portable equipment
- Non-metallic enclosure can be connected to metallic conduit and not interfere with the ground continuity
- Highly visible red handle can be locked out to comply with OSHA lockout/tagout regulations
- UL/CSA certified as a manual motor controller and also as suitable as a disconnect

Ordering Information



PANEL-SAFE™ Access Ports

Description	NEMA TYPE 4, 12	NEMA TYPE 4X
Power Only 20A 125V GFCI with In-Cabinet Receptacle	PR20	—
Data Only Cat. 5e Ethernet Access only DB9 Interface Connector only DH + Combo (DB9/8M Din) and Cat. 5e Ethernet	P5E PDB9 PDH5E	P4X5E — —
Power and Data 20A 125V GFCI with In-Cabinet Receptacle and Cat. 5e Ethernet Access	PR205E	PR4X205E
20A 125V GFCI with In-Cabinet Receptacle, Cat. 5e Ethernet Access and 3A Circuit Breaker	PR205EB	PR4X205EB
20A 125V GFCI Power and Cat. 5e Ethernet, DH + Combo (DB9/8M Din)	P20DH5E	—
15A 125V Power and Cat. 5e Ethernet Access	P155E	P4X155E
15A 125V Power, Cat. 5e Ethernet Access and 3A Circuit Breaker	P155EB	P4X155EB
15A 125V Power and (2) Cat. 5e Ethernet Access	P155E2	—

IEC Watertight Pin & Sleeve

Rating Color Coded by Voltage	Poles/Wires	Mechanical Interlock
20A 3Ø 480V	3P 4W	HBL420MI7W
30A 3Ø 250V	3P 4W	HBL430MI9W
30A 3Ø 480V	3P 4W	HBL430MI7W
30A 3Ø 600V	3P 4W	HBL430MI5W
30A 3ØY 277/480V	4P 5W	HBL530MI7W
60A 3Ø 250V	3P 4W	HBL460MI9W
60A 3Ø 480V	3P 4W	HBL460MI7W
60A 3Ø 600V	3P 4W	HBL460MI5W
60A 3ØY 120/208V	4P 5W	HBL560MI9W
100A 250V	3P 4W	HBL4100MI9W
100A 3Ø 480V	3P 4W	HBL4100MI7W
100A 3Ø 600V	3P 4W	HBL4100MI5W
100A 3ØY 120/208V	4P 5W	HBL5100MI9W

For mating plug, replace MI with P. Ex. HBL420MI7W (mechanical interlock) to HBL420P7W (mating plug)



Lockout, Tagout for Electrical Safety

Lockout/tagout refers to specific procedures to safeguard people from the unexpected energization or startup of machinery and equipment, or the release of hazardous energy during service or maintenance activities. Hubbell offers many products that meet OSHA lockout/tagout regulations including integrated lockout features in pin and sleeve plugs and switched enclosures as well as a variety of dedicated lockout devices.

PLUGOUT® and SWITCHOUT® Lockout Devices



- Provides an approved method of complying with OSHA lockout/tagout regulation
- Available in 15A, 20A, 30A and 60A plugout devices enclose the equipment plug and secure with a key padlock

Locking Switches



- Prevents unauthorized control of lighting or ventilation control
- Keys supplied with each locking switch
- One piece integral grounding terminal provides a low resistance ground path

Ordering Information

PLUGOUT® Lockout Devices

Description	Typical Devices Accommodated	Catalog No
Small yellow lockout device	15 and 20A straight blade plugs; 15A Twist-Lock® plugs	HLDMP
Medium yellow lockout device	15 and 20A, 125V straight blade plugs; 20 and 30A Twist-Lock® plugs	HLD
Large yellow lockout device	20, 30 and 60A metallic and non-metallic Pin and Sleeve; Hubbellock®; 50A Twist-Lock® plugs	HLD2

SWITCHOUT®

Yellow Switchout device	Toggle switch	HSLDPK2*
-------------------------	---------------	-----------------

Keyed PLUGOUT®

Yellow keyed Plugout; keyed differently	15 and 20A, 125V straight blade; plugs with holes in blades	HKLD
Yellow keyed Plugout; keyed alike	15 and 20A, 125V straight blade; plugs with holes in blades	HKLDPK2*

* Two devices per package

AC Barrel Key Locking Switches

20 Amp 120-277 Volt	
Description	Catalog Numbers
Single pole	HBL1221RKL
Double pole	HBL1222RKL
Three-Way	HBL1223RKL
Four-Way	HBL1224RKL
Barrel key replacement	HBL1209RKL

Locking Switches

15 Amp 120-277 Volt	
Description	Catalog Numbers
Single pole	HBL1201L
Double pole	HBL1202L
Three-Way	HBL1203L
Four-Way	HBL1204L

20 Amp 120-277 Volt	
Description	Catalog Numbers
Single pole	HBL1221L
Double pole	HBL1222L
Three-Way	HBL1223L
Four-Way	HBL1224L
Replacement key	HBL1209



NFPA 70E-2004 LO/TO Procedures 29CFR1910.147(a)(3)(i)

This section requires employers to establish a program and utilize procedures for affixing appropriate lockout devices or tagout devices to energy isolating devices, and to otherwise disable machines or equipment to prevent unexpected energization, start up or release of stored energy in order to prevent injury to employees.



NEC® is a registered trademark of the National Fire Protection Association (NFPA).



UL355 4.3, 4.4

Cord Reels, that employ Ground-Fault Circuit Interrupter outlet(s) and are connected to the power supply by means of flexible cord with an attachment plug and/or that employ slip rings, shall be provided with open neutral protection as part of the GFCL.

AFL version allows cord reel installation to conform to **NEC® Article 511** concerning installation of electrical devices in commercial garages, repair facilities and storage locations by positioning the switch above the defined area where hazardous fumes may collect.



NEC® is a registered trademark of the National Fire Protection Association (NFPA).

Cable Management

Cable reels can help eliminate unmanaged cords and cables that would otherwise cause trip hazards or an increased potential of electric shock. Hubbell offers a wide range of cord reels that provide cable protection, including watertight, industrial, commercial and static discharge reels with grounding jaw clamps for a low resistant ground termination for maximum safety.

Industrial Cord Reels



- Provide safe convenient power and lighting for demanding industrial applications and environments
- All steel construction can be ceiling, wall or bench mounted
- Keeps cord organized and off the floor, saves time and money and improves safety while extending cord life

Commercial Cord Reels



- Lighter weight for the less demanding requirements of commercial and light industrial environments
- Eliminates unmanaged cords which can cause trip hazards or an increased potential of electric shock
- AFL version provides automatic lamp shut-off to switch power above the floor height requirement
- Holds cord at desired length and provides smooth cord retraction

Ordering Information



Industrial Power Cord Reels

Cord End	NEMA Style	Cable Feet (m)	Volts AC	Cable Type	Weight Lbs. (kg)	Catalog Number
HBL5269C 15A connector	5-15R	45 (13.7)	125	12/3 SJEO	23 (10.4)	HBL45123C
HBL5369C 20A connector	5-20R	45 (13.7)	125	12/3 SJEO	29 (13.2)	HBL45123C20
Portable duplex outlet box; 15A gray duplex	5-15R	45 (13.7)	125	12/3 SJEO	29 (13.2)	HBL45123R
Portable duplex outlet box; 20A gray duplex	5-20R	45 (13.7)	125	12/3 SJEO	29 (13.2)	HBL45123R20
Portable duplex outlet box; 15A gray GFCI duplex	5-15R	45 (13.7)	125	12/3 SJEO	29 (13.2)	HBL45123GF15
Portable duplex outlet box; 20A gray GFCI duplex	5-20R	45 (13.7)	125	12/3 SJEO	28 (12.7)	HBL45123GF20
HBL2313 20A connector	5-20R	45 (13.7)	125	12/3 SJEO	23 (10.4)	HBL45123TL20
Pivot Base 330° Rotation	-	-	-	-	5 (2.3)	HBL340PB

Commercial Cord Reels

Cord End	Watts (Max)	Cable Feet (m)	Volts AC	Cable Type	Weight Lbs. (kg)	Catalog Number
Triple tap outlet; 15A	1200	40 (12.2)	125	12/3 SJTW	9 (4.1)	HBL40123TT
Wire leads; 10A	1250	25 (7.6)	125	16/3 SJT	8.5 (3.9)	HBL4025163
HBL5969VBLK connector; 10A	1250	25 (7.6)	125	16/3 SJT	8.5 (3.9)	HBL4025163C
Metallic incandescent hand lamp with receptacle; 13A	1625	25 (7.6)	125	14/3 SJT	9.5 (4.3)	HBL4025143IN
Fluorescent hand lamp and inline receptacle; 10A	1200	40 (12.2)	120	16/3 SJT	9 (4.1)	HBL40163FL
Fluorescent hand lamp; automatic shut off switch; 0.3A	13	40 (12.2)	120	18/2 SJTOW	8.2 (3.7)	HBL40182AFL




For complete listing of Hubbell Products see our full line catalog.

www.hubbell-wiring.com

Hose and Cable Protection Systems

Exposed cables, cords and hoses can be a trip hazard for pedestrians, as well as a potential shock hazard. Hubbell offers a variety of hose and cable protection systems that provide a safe ramping system for both pedestrians and vehicles to pass over cables and hoses.

TrukTrak® and TredTrak®



- Safeguards cables and cords from vehicle and pedestrian traffic
- TrukTrak® is ideal for industrial environments where trucks and forklifts are present
- TredTrak® supports pedestrian and light vehicle traffic in public, institutional and commercial applications
- Complies with NEC Article 525 for insulating cables at carnivals, amusement parks, convention centers and similar public areas

AccessTrak®



- Modular cable protection for compliance with ADA accessibility guidelines
- Expandable five channel system that limits exposure of cables and hoses
- Protects cable and hose diameters up to 1.31 inches



NEC® 110.26(E)(2)

Outdoor. Outdoor electrical equipment shall be installed in suitable enclosures and shall be protected from accidental contact by unauthorized personnel, or by vehicular traffic.

OSHA 1926.416(e)(1)

Requires that worn or frayed electrical cords or cables shall not be used. Precautions to mitigate wear include protection from damage and pinch points.

Ordering Information



TrukTrak® and TredTrak® Systems

Description	TrukTrak®	TredTrak®
5 Channel, blue and yellow	HBLTT5B	HBLTRED5B
5 Channel end caps (pair only), yellow	HBLTT5ECB	HBLTRED5ECB
5 Channel female end caps (2 females), yellow	—	HBLTRED5ECFB
5 Channel 45° right turn, blue and yellow	HBLTT545RB	—
5 Channel 45° left turn, blue and yellow	HBLTT545LB	—
5 Channel "X" fitting, blue and yellow	—	HBLTRED5XB
5 Channel "Y" fitting, blue and yellow	—	HBLTRED5YB
3 Channel, blue and yellow	HBLTT3B	—
3 Channel end caps (pair only), yellow	HBLTT3ECB	—
2 Channel, blue and yellow	HBLTT2B	—

AccessTrak® System

Description	Catalog Number
5 Channel AccessTrak kit*, blue and gray	HBLAT5KITA
5 Channel AccessTrak trough, blue and gray	HBLAT5A
AccessTrak trough end rails (set), gray	HBLAT5ERA
AccessTrak ramps (set), blue	HBLAT5RAMPA
AccessTrak ramp end rails (set), gray	HBLAT5RAMPERA

*Consists of (1) HBLAT5A; (1 set) HBLAT5ERA; (1 set) HBLAT5RAMPA; (2 sets) HBLRAMPERA.

Expanded by Length



Expanded by Width



NEC® is a registered trademark of the National Fire Protection Association (NFPA).



NEC® 500-503, 505

covers the requirements for electrical installations in locations classified as hazardous due to the materials handled, processed, or stored in those locations.

NEC 516

covers the regular or frequent application of flammable liquids, and combustible liquids, and combustible powder by spray operations at temperatures above flash points.

NFPA 33 Standard for Spraying Applications Using Flammable or Combustible Materials

covers spray application of flammable or combustible materials by a variety of methods. Contains requirements for the maintenance of safe conditions as well as personal safety.

NFPA 34 Standard for Dipping, Coating and Printing Processes Using Flammable or Combustible Liquids

covers fire and explosive hazards. Includes water-borne and water reducible materials.



NEC® is a registered trademark of the National Fire Protection Association (NFPA).

Hazardous Location Unfused Disconnect Switches, Mechanical Interlocks and Plugs

Hubbell's hazardous location unfused disconnect and mechanical interlock switches are ideal for applications with the presence of flammable gases or vapors, or ignitable dusts and fibers. They are also suitable for use in outdoor or indoor damp, wet and dirty locations or in areas where frequent wash-downs, heavy rain or water spray routinely occurs. The high visibility handles can be locked to meet OSHA lockout/tagout regulations.

Hubbell hazardous location mechanical interlocks and plugs offer superior safety. The plug and switch are interlocked so that the switch cannot be turned "ON" without the plug fully inserted, and the plug cannot be removed when the switch is in the "ON" position.

Marked as required in NEC 500-503, 505

Class I, Div. 1 & 2, Groups B,C,D
 Class I, Zones 1 & 2, Groups IIB+ H2, IIA
 Class II, Div. 1 & 2, Groups E,F,G
 Class III
 NEMA 3, 4, 4X, 7(B,C,D), 9(E,F,G)

Unfused Disconnect Switches



- Compact size provides application flexibility and cost savings
- Fewer cover bolts reduces installation and maintenance time
- Removable ductile mounting lugs adjust to irregular mounting surfaces
- UL 98 certified switch

Unfused Mechanical Interlocks and Plugs



- Plug and switch are interlocked for superior safety
- UL1686 C1 listed and fully interchangeable with other UL1686 C1 devices
- Compact size and footprint for easy placement
- NEMA 4X with receptacle lid turned shut or with plug locking ring tightened

Ordering Information



Unfused Disconnect Switches

Description	30 Amp	60 Amp	100 Amp
Disconnect switch, 3 Pole 600V AC/230V DC	HBLB7NFD13A	HBLB7NFD26A	HBLB7NFD21A
Disconnect switch with auxiliary contact, 3 Pole 600V AC/230V DC	HBLB7NFD13AA	HBLB7NFD26AA	HBLB7NFD21AA



Unfused Mechanical Interlocks and Plugs

Amp	Poles/Wires	Voltage AC	Receptacle	Plug
30	3 Pole, 2 Wire	600V AC	HBLVSQ3023	HBLVP3385
	4 Pole, 3 Wire	600V AC	HBLVSQ3034	HBLVP3485
60	3 Pole, 2 Wire	600V AC	HBLVSQ6023	HBLVP6385
	4 Pole, 3 Wire	600V AC	HBLVSQ6034	HBLVP6485


Note: HBLVSQ Series 30A models come standard with 1" drilled and tapped conduit openings top and bottom plus two 1" x 3/4" reducers and one 3/4" close-up plug for maximum flexibility. 60A models come with one 1 1/2" opening on top and bottom and one 1 1/2" close-up plug.



Specialty Devices

Some environments can be particularly corrosive for electrical connections, calling for an extra level of safety and protection. Hubbell offers a wide range of plugs, connectors and receptacles that are specifically designed to withstand corrosive environments like chemical plants and wastewater treatment facilities.

Corrosion Resistant Plugs, Connectors and Receptacles



- Reinforced thermoplastic elastomer housing to resist ultraviolet rays, oil and chemicals
- Powerful nylon cord grips on plugs prevents strain on terminals and prevents cord pull-outs
- Plated contacts provide for reliable electrical connections and long life

Weatherproof Covers



- UL listed for wet locations in both thermoplastic and cast aluminum with cover closed
- Suffix "WO" are listed for wet location with cover open and plug installed
- Available in single and dual receptacles with individual weatherproof covers for each receptacle



NEC®406.9(B) Receptacles in Wet Locations.

15- and 20-ampere, 125- and 250-volt receptacles installed in a wet location shall have an enclosure that is weatherproof whether or not the attachment plug cap is inserted. All 15- and 20-ampere, 125- and 250-volt nonlocking receptacles shall be listed weather-resistant type. *Exception 15- and 20-ampere, 125- through 250-volt receptacles installed in a wet location and subject to routine high-pressure spray washing shall be permitted to have an enclosure that is weatherproof when the attachment plug is removed.*



NEC® is a registered trademark of the National Fire Protection Association (NFPA).

Ordering Information

Corrosion Resistant Straight Blade

NEMA	Rating	Device	Catalog Number
	15A	Duplex Receptacle	HBL52CM62
	125V	Single Receptacle	HBL52CM61
		Plug	HBL52CM66C
		Connector	HBL52CM69C
	20A	Duplex Receptacle	HBL53CM62
		Duplex Lift Cover	HBL52CM21
	125V	Single Receptacle	HBL53CM61
		Plug	HBL53CM66C
		Connector	HBL53CM69C

Twist-Lock®

NEMA	Rating	Device	Catalog Number
	15A	Duplex Receptacle	HBL47CM00
		Plug	HBL47CM20C
	125V	Connector	HBL47CM29C
		Lift Cover	HBL74CM25WOA
	20A	Single Receptacle	HBL23CM10
		Plug	HBL23CM11
	125V	Connector	HBL23CM13
		Lift Cover	HBL74CM25WOA

Duplex Covers Thermoplastic for Vertical Mounting

Description	Gray	Yellow
For FS/FD box mounting	HBL5221	HBL52CM21
For device mounting	HBL5222	HBL52CM22

Duplex Covers Cast Aluminum for Horizontal Mounting

Description	Catalog Number
For FS/FD box mounting	HBL5206WO
For device mounting	HBL5205WO

Receptacle Covers Vertical FS/FD Mounting

Face Diameter inches (mm)	Color	Thermoplastic	Cast Aluminum
1.36" - 1.39" (34.5-35.3)	Gray	HBL7423WO	HBL7420
	Yellow	HBL74CM23WO	—
1.55" - 1.58" (39.4-35.3)	Gray	HBL7425WOA	HBL7420
	Yellow	HBL74CM25WOA	—
1.68" - 1.72" (42.7-43.7)	Gray	HBL7424WO	HBL3393
	Yellow	HBL74CM24WO	—

Wet Locations: Thermoplastic w/ cover "open"
Cast Aluminum w/ cover "closed"





Application Guide

Hubbell Supports Sustainable Building

All around the globe, there is a powerful shift towards “sustainable” thinking. Now increased interest in energy efficiency and waste reduction has put sustainable building design at the very forefront of the industrial, commercial and residential construction industries.

As a leader in the industry, Hubbell Wiring Systems recognizes its role and responsibility in safeguarding the environment. Through its GreenWise™ Sustainability Initiative, Hubbell designs and develops innovative products that optimize sustainable building design by saving energy, supporting space efficiency and reducing waste. Hubbell Wiring Systems is committed to maintaining environmental stewardship in our own manufacturing and corporate facilities through restricting the use of hazardous materials, implementing comprehensive recycling programs and improving energy efficiency.

Website Support

The Hubbell Wiring Systems website features a landing page dedicated to the GreenWise™ Initiative. Here you can find quick links to Hubbell's sustainable building products, resources and councils, financial incentives per state and support literature.




Literature Support

Hubbell offers an extensive literature library for product support. Downloadable PDFs are available online at www.hubbell-wiring.com under the media tab.

Hubbell Watertight Wiring Devices



Insulgrip® Wiring Devices Application Guide



Manual Motor Controllers and Disconnects



Hubbell Safety Evaluation



Hubbell Slide Charts

