

FLOODLIGHTING

architectural
arealighting

KIMLIGHTING

BEACON
design performance technology

HUBBELL®
Outdoor Lighting

selection guide




Model	Colt Mini MBUL	Colt BUL	ALF-6LU ALF-12LU	SG-1 SG-2
HID Equivalence	24-70W	84-100W	26-72W 42-100W	42-100W 250W
Lumens	1,115	1,979	1,122 2,303	2,263-3,270 5,548-8,061
Watts	13W	21W	10W 21W	21-29W 51-80W



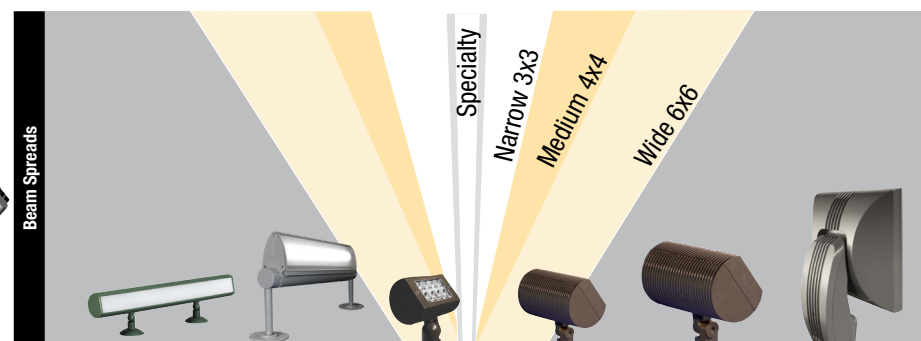
Model	FSL	FML	FLL	FXL	LFX	INTERCEPT™
HID Equivalence	100W	175W	250-400W	750W	1000-1500W	1,500W+
Lumens	2,000-2,600	3,600-5,000	6,300-14,700	14,500-21,000+	33,535-35,300	48,000-90,000
Watts	25W	50W	95-150W	187-193W	341W	440-880W

HUBBELL®
Outdoor Lighting



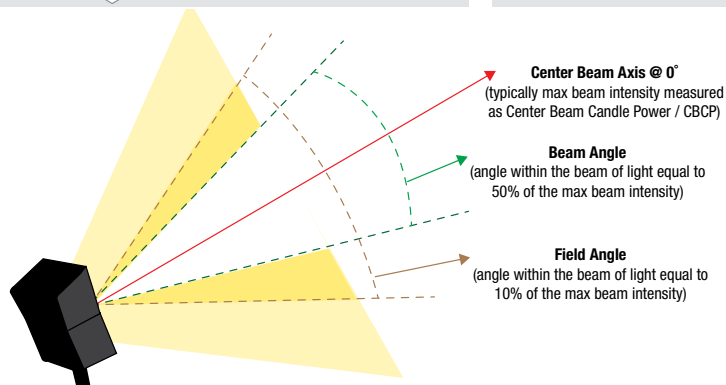
Model	FL-1	Cadet	Alpha	Matrix
HID Equivalence	42-175W	84-175W+	400W+	400-1000W
Lumens	2,287	4,996-5,225	20,333	30,000-65,000
Watts	25W	55W	220W	265-610W

BEACON
design performance technology



Model	Sign/Wall Lighter (Wide beam only)	Pivot	Micro-Flood®	CFL	AFL10	Type X
HID Equivalence	100-175W	100-400W+	24-150W	42-175W	175W-250W	200-1000W
Lumens	1,526-4,303	2,279-21,400	938-1,703	2,017-2,582	9,000-10,924	6,107-33,090
Watts	37/56/74W	30-241W	10W	30W	88W	62-283W

architectural
arealighting
KIMLIGHTING



NEMA Beam Spread Classification		
Beam Spread Degrees (Field Angle)	NEMA Type	Beam Description
10° up to 18°	1	very narrow
18° - 29°	2	narrow
29° - 46°	3	medium narrow
46° - 70°	4	medium
70° - 100°	5	medium wide
100° - 130°	6	wide
130° and up	7	very wide

HUBBELL®
Lighting

Copyright © 2018 Hubbell Lighting, Inc. All rights reserved. Rev. January 8, 2019 7:41 AM
701 Millennium Blvd. Greenville, SC 29607 | Tel 864.678.1000 | www.hubbellighting.com
Please refer to online specifications for most up-to-date content as specifications are subject to change without notice.

HUBBELL®

FLOODLIGHTING



selection guide

	Floodlight Series	Beam Pattern	Delivered Lumens	Max Candle Power	System Watts	Energy Savings	HID Equivalency	LPW	CCT	Voltage
WIDE BEAM	ALF-6	Wide	1122	861	10	85%	26W CFL, 72W MH	112	5000K	120-277V
	ALF-12	Wide	2303	1749	21	83%	42W CFL, 100W MH	110	5000K	120-277V
	Colt	Wide	1802-1886	1185-1218	21	83%	42W CFL, 100W MH	85/89	3K, 4K	120-277V
	Mini Colt	Wide	1115	777	13.2	86%	26W CFL, 72W MH	84.5	3000K	120V
	Micro-Flood®	Wide	1422	1066	10	83%	26W CFL, 72W MH	100.7	3K, 4K, 5K	120-277V
	FSL	Wide	1984-2664	1494-1814	24	81%	100W MH	83-103	3K, 4K, 5K	120-277V
	FML	Wide	3446-4957	2548-3291	50	76%	175W MH	69-96	3K, 4K, 5K	120-277V
	FLL	Wide	7694-10967	5475-8024	96	66%	250w MH	79-113	3K, 4K, 5K	120-277V, 347, 480
	FLL-140	Wide	14665/14764	5627/5731	150	67%	400W MH	98	4K, 5K	120-277V
	FXL	Wide	14564-20892	10200-13804	193	77%	750W MH	75-108	3K, 4K, 5K	120-277V, 347, 480
	LFX	Wide	33,368-35,125	15,398-15,554	341	66%	1000-1500W MH/HPS	102-104	3K, 4K, 5K	120-277V, 347, 481
	FL-1	Wide	2,232	1,630	25	88%	42wCFL 175w MH	89	5000K	120-277V
	Cadet	Wide	5,061	3,311	55	74%	2x42w CFL 175w+ MH	89	5000K	120-277V
	Alpha	Wide	20,260	16,089	220	53%	400w+ MH	92	5000K	120-277V, 347, 480
	Microflood	Wide	889-1703	665-13129	10 or 16	83-85%	26W CFL, 72W MH	94.6-94.8	3K, 4K, 5K	120-277V
	Sign/Wall Lighter	Wide	1526-4303	716-1933	37/56/74	64%	100-175W MH	41-58	3K, 4K, 5K	120-277V
	Pivot	Wide	2279-21400	1517.08 (2' only)	30-241	47-76%	100-400W +	71-95	3K, 4K, 5K	120-277V
	CFL	Wide	2017-2582	702-899	30	85%	42wCFL 175w MH	67-86	3K, 4K, 5K	120-277V
	AFL-10	Wide	9992	5719	88	53%	150W MH	114	3K, 4K, 5K	120-277V, 347, 480
	Type X Flood	Wide	6107-33090	4280-20514	62-283	74%	200-1000W MH	96.6-110.8	3K, 4K, 5K	120-277V, 347, 480
	Matrix	Wide	29,370-64,073	22,723-49,573	265-610	39%	400-1000W MH	101-116	3K, 4K, 5K	120-277V, 347, 480
MEDIUM BEAM	SG1-20/30	Wide	2,263/3,270	1,237/1,758	21/29	72%	42w CFL, 100+w MH	108/113	3K, 4K, 5K	120-277V
	SG2-50/80	Wide	5,548/8,061	3,842/5,694	51/80	72%	250w MH	101/110	3K, 4K, 5K	120-277V
	Colt	Medium	1935/1965	5846/6050	21	83%	42W CFL, 100W MH	89/94	3K, 4K	120-277V
	FSL	Medium	2008-2742	5671-8210	24	81%	100W MH	84-109	3K, 4K, 5K	120-277V
	FML	Medium	3618-5083	10399-15056	50	76%	175W MH	74-99	3K, 4K, 5K	120-277V
	FLL	Medium	7654-11400	26201-46836	96	66%	250w MH	81-119	3K, 4K, 5K	120-277V, 347, 480
	FXL	Medium	14690-21360	50207-85834	193	77%	750W	76-111	3K, 4K, 5K	120-277V, 347, 480
	LFX	Medium	33,392-35,150	88,010-92,643	341	6600%	1000-1500W MH/HPS	98-103	3K, 4K, 5K	120-277V, 347, 481
	FL-1	Medium	2063	1715	25	88%	42wCFL 175w MH	92	5000K	120-277V
	Cadet	Medium	4966	4370	55	74%	2x42w CFL 175w+ MH	85	5000K	120-277V
RM	Alpha	Medium	20143	65349	220	53%	400w+ MH	92	5000K	120-277V, 347, 480
	Type X Flood	Medium	6319-33090	4,674-23,977	62-283	74%	200-1000W MH	100.0-117.0	3K, 4K, 5K	120-277V, 347, 480
	Matrix	Medium	28,834-62,904	88,608-193,306	265-610	39%	400-1000W MH	101-116	3K, 4K, 5K	120-277V, 347, 480
	FSL	Rectangular Medium	1714-2250	2977-3822	24	81%	100W MH	71-88	3K, 4K, 5K	120-277V
	FML	Rectangular Medium	3132-4338	5527-7273	50	76%	175W MH	63-84	3K, 4K, 5K	120-277V
NARROW BEAM	FLL	Rectangular Medium	6702-9806	11395-17388	96	66%	250w MH	71-102	3K, 4K, 5K	120-277V, 347, 480
	FXL	Rectangular Medium	12679-18297	21299-31495	193	77%	750W MH	66-95	3K, 4K, 5K	120-277V, 347, 480
	FSL	Narrow	2007-2735	17546-22259	24	81%	100W MH	84-110	3K, 4K, 5K	120-277V
	FML	Narrow	3618-5185	31214-41534	50	76%	175W MH	75-103	3K, 4K, 5K	120-277V
	FLL	Narrow	7473-10860	63093-91770	96	66%	250w MH	80-114	3K, 4K, 5K	120-277V, 347, 480
	FXL	Narrow	14657-20378	122173-168549	193	77%	750W MH	76-106	3K, 4K, 5K	120-277V, 347, 480
	LFX	Narrow	33,535-35,300	139,213-146,540	341	66%	1000-1500W MH/HPS	341	3K, 4K, 5K	120-277V, 347, 480
	Colt	Narrow	1873/1979	11779/12420	21	83%	42W CFL, 100W MH	90/94	3K/4K	120-277V
	FL-1	Narrow	2,287	18,311	25	88%	42wCFL 175w MH	91	5000K	120-277V
	Cadet	Narrow	5,225	16,332	55	74%	2x42w CFL 175w+ MH	90	5000K	120-277V
	Alpha	Narrow	20,333	164385	220	53%	400w+ MH	96	5000K	120-277V, 347, 480
	Micro-Flood®	Narrow	938	2722	10	83%	26W CFL, 72W MH	100.7	3K, 4K, 5K	120-277V
	CFL	Narrow	2017-2582	702-899	30	85%	42wCFL 175w MH	67-86	3K, 4K, 5K	120-277V
	AFL-10	Narrow	10924	14255	87	54%	150W MH	125	3K, 4K, 5K	120-277V, 347, 480
	Type X Flood	Narrow	6443-32373	7585-42387	62-283	74%	200-1000W MH	102.0-114.7	3K, 4K, 5K	120-277V, 347, 480
	Matrix	Narrow	30,726-67,031	317,935-693,597	265-610	39%	400-1000W MH	101-116	3K, 4K, 5K	120-277V, 347, 480

Not all configurations and outputs shown, please visit website for the most up-to-date information. Due to our continued efforts to improve our products, product specifications are subject to change without notice.

