

ANDERSON™ & FARGO®



DISTRIBUTION | FORMED WIRE products

Catalog FW-1

FORMED WIRE PRODUCTS INDEX

DISTRIBUTION

Series	Description	Catalog Page	Cross Ref Page
Guy Wire Products			
Deadends & Splices			
	HARDWARE RECOMMENDATIONS & DIMENSIONS	1	+ + +
FWDE	DEADEND, GALVANIZED STEEL	2	40
BDE	DEADEND, BEZINAL®	3	41
AWDE	DEADEND, ALUMINUM CLAD STEEL	4	42
FWLS	SPLICE, GALVANIZED STEEL	5	43
Deadends			
Overhead			
SGFW	DEADEND, SERVICE GRIP	6	44
DGFW	DEADEND, DISTRIBUTION GRIP	7	45
Insulator Ties			
Distribution (Top) Ties			
LDIC	TOP TIE - C NECK	9	48
LDIF	TOP TIE - F NECK	11	49
LDIJ	TOP TIE - J NECK	13	52
TTF	TWIN TIE - F NECK	14	54
TTFJ	TWIN TIE - F & J NECK	14	54
LDID0xxx	DOUBLE SUPPORT TIE - C & F NECK	15	56
LDID2xxx	DOUBLE SUPPORT TIE - J NECK	17	57
Side Ties			
LLAC	SIDE TIE - C NECK	19	58
LLAF	SIDE TIE - F NECK	21	61
QWSTC	QUIK-WRAP™ SIDE TIE - C NECK	23	64
QWSTF	QUIK-WRAP™ SIDE TIE - F NECK	24	66
LLDU4xxx	DOUBLE SIDE TIE - C & F NECK	26	68
LLDU5xxx	DOUBLE SIDE TIE - J NECK	28	69
Spool Ties			
LRO	SPOOL TIE - 1-3/4 NECK	29	70
QWSP	QUIK-WRAP™ SPOOL TIE - 1-3/4 NECK	31	73
Super Top Ties			
STT	SUPER TOP TIE - C, F, & J NECK	33	+ + +
Composite Ties			
GJ8xx	CABLE RISER TIE	34	+ + +
GJ8xx8	CABLE RISER TIE WITH METAL HANGING TAG	34	+ + +
GJ9xx	SPACER TIE	35	+ + +
GJ600	TOP TIE - C, F, J & K NECK	36	+ + +
GJ800	DOUBLE PIN TIE - C & F NECK	37	+ + +
GJ600/700	SIDE TIE - C, F, J & K NECK	38	+ + +
GJ600/700	SIDE TIE (FAST INSTALL) - C, F, J & K NECK	38	+ + +
T2 Conductor Ties			
Various Insulator Ties			
	TIES FOR T2 CONDUCTOR	39	+ + +



GUY WIRE DEADENDS

HARDWARE RECOMMENDATIONS & DIMENSIONS

FWDE & AWDE

Recommended Fittings			
Pole Fittings	Anchor Heads	Anchor Rods	Guy Strain Insulators
			ANSI 54-1 54-2 54-3 54-4

Fittings We Do Not Recommend	Dimensioning

Galvanized Steel Deadends	Aluminumized Steel Deadends	Galvanized / Aluminumized Steel Sizes	Minimum Seat Diameter, 1st Cross-Over Mark	Maximum Seat Diameter, 1st Cross-Over Mark	Maximum Seat Diameter, 2nd Cross-Over Mark	Minimum Groove Diameter (in)	Min. Hole Diameter for Anchor Rods (in)
FWDE1102		3/16	1	1-3/4	2-1/2	1/4	3/8
FWDE1103		7/32	1-1/8	1-3/4	2-1/2	5/16	3/8
	AWDE4110	7#12, 6M, 3#9	1-1/8	1-3/4	2-1/2	5/16	7/16
FWDE1104		1/4	1-1/8	1-3/4	2-1/2	5/16	7/16
	AWDE4113	3#8, 8M, 7#11	1-1/8	1-3/4	2-1/2	3/8	1/2
FWDE1105		9/32	1-1/8	1-3/4	2-1/2	3/8	1/2
	AWDE4116	3#7, 10M, 7#10	1-1/4	1-3/4	2-1/2	3/8	9/16
FWDE1106		5/16	1-1/4	1-3/4	2-1/2	3/8	9/16
	AWDE4119	3#6, 12.5M, 7#9	1-3/8	1-3/4	2-1/2	7/16	5/8
	AWDE4120	14M	1-3/8	1-3/4	2-1/2	7/16	5/8
FWDE1107		3/8	1-3/8	1-3/4	2-1/2	7/16	5/8
	AWDE4122	3#5, 16M, 7#8	1-3/8	1-3/4	2-1/2	7/16	5/8
	AWDE4124	18M	1-3/8	2-3/8	2-1/2	1/2	11/16
	AWDE4125	7#7	1-3/8	2-3/8	2-1/2	1/2	11/16
FWDE1108		7/16	1-3/8	2-3/8	2-1/2	1/2	11/16
	AWDE4126	20M	1-3/8	2-3/8	2-1/2	1/2	11/16
	AWDE4128	7#6	1-3/8	2-3/8	----	9/16	3/4
FWDE2115		1/2	1-3/8	2-3/8	----	9/16	3/4
	AWDE4130	25M	1-1/2	2-5/8	----	5/8	15/16
	AWDE4131	7#5	1-1/2	2-5/8	----	5/8	15/16
FWDE2116		9/16	1-1/2	2-5/8	----	5/8	15/16



DEADENDS FORMED WIRE GUY WIRE

GALVANIZED STEEL
FWDE

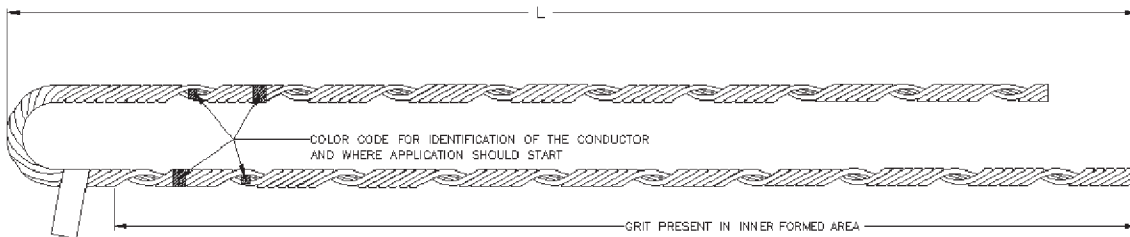
For deadend applications of support guy wires.

Fargo FWDE series formed wire deadends are designed for use on all types of galvanized guy wire (EHS, High Strength, Common, Siemens-Martin, Utilities and Bell System Strand).

FWDE will hold a minimum of 100% of the guy wire rated breaking strength.

Note: Consult factory for information on other applications.
Left hand lay standard.

Material: Wire — EHS Steel, Zinc-plated to cover Class "B" coating per ASTM A641.



FWDE

CATALOG NUMBER	NOMINAL SIZE	MAXIMUM RBS LB (KN)	NOMINAL LENGTH (L)		DIAMETER RANGE IN (MM)		COLOR CODE	PACKAGING PER BOX	
			IN	MM	MIN	MAX		UNITS	WEIGHT LBS. (KG)
FWDE1102	3/16"	3,990 (17.7)	20	508	0.174 (4.41)	0.203 (5.16)	Red	150	30 (13.6)
FWDE1103	7/32"	5,400 (24.0)	24	610	0.204 (5.18)	0.230 (5.84)	Green	50	19 (8.6)
FWDE1104**	1/4"	6,650 (29.6)	25	635	0.231 (5.87)	0.259 (6.58)	Yellow	50	24 (10.9)
FWDE1105	9/32"	8,950 (39.8)	28	711	0.260 (6.60)	0.291 (7.39)	Blue	50	26 (11.8)
FWDE1106**	5/16"	11,200 (49.8)	31	787	0.292 (7.42)	0.336 (8.53)	Black	50	41 (18.6)
FWDE1107**	3/8"	15,400 (68.5)	35	891	0.337 (8.56)	0.394 (10.01)	Orange	50	53 (24.0)
FWDE1108**	7/16"	20,800 (92.5)	38	965	0.395 (10.03)	0.474 (12.04)	Green	25	36 (16.3)
FWDE2115	1/2"	26,900 (119.7)	49	1245	0.475 (12.07)	0.515 (13.08)	Blue	20	67 (30.4)
FWDE2116	9/16"	35,000 (155.7)	55	1397	0.516 (13.11)	0.570 (14.48)	Yellow	10	48 (21.8)

NOTES: All dimensions: inches (mm) unless otherwise noted.
Rated at full tension of guy strand RBS for EHS, HS, Siemens-Martin, Common and Utility Grades.
** RUS Technically Accepted.



BEZINAL® COATED STEEL
BDE

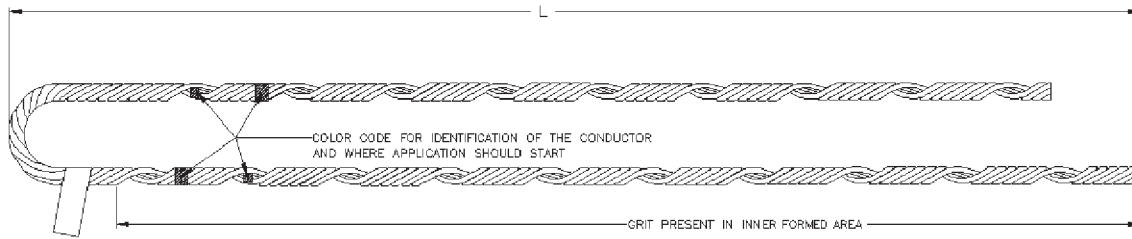
DEADENDS FORMED WIRE GUY WIRE BEZINAL®

For deadend applications for support of guy wires.

Fargo BDE series formed wire deadends are designed for use on Bezinal® strand.

BDE will hold a minimum of 100% of the guy wire rated breaking strength.

Note: Left hand lay standard.



BDE

CATALOG NUMBER	NOMINAL SIZE	MAXIMUM RBS LB (KN)	NOMINAL LENGTH (L)		DIAMETER RANGE IN (MM)		COLOR CODE	PACKAGING PER BOX	
			IN	MM	MIN	MAX		UNITS	WEIGHT LBS (KG)
BDE9102	3/16"	3,900 (17.3)	20	508	0.174 (4.41)	0.203 (5.16)	Red	100	30 (13.6)
BDE9104	1/4"	6,650 (29.6)	25	635	0.231 (5.87)	0.259 (6.58)	Yellow	50	23 (10.5)
BDE9106	5/16"	11,200 (49.8)	31	787	0.292 (7.42)	0.336 (8.53)	Black	50	39 (17.7)
BDE9107	3/8"	15,400 (68.5)	35	891	0.337 (8.56)	0.394 (10.01)	Orange	50	51 (23.2)
BDE9108	7/16"	20,800 (92.5)	38	965	0.395 (10.03)	0.474 (12.04)	Green	25	40 (18.2)

NOTES: All dimensions: inches (mm) unless otherwise noted.
Bezinal is a registered trademark of Bekaert Company

ALUMINUM/STEEL
AWDE

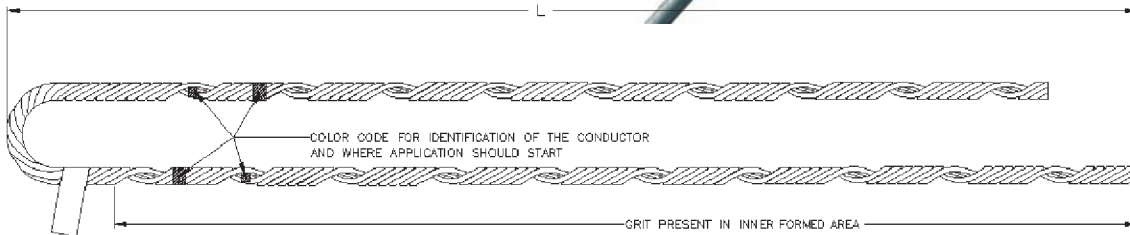
DEADENDS FORMED WIRE GUY WIRE ALUMOWELD®

For deadend applications of support guy wires.

Fargo AWDE series formed wire deadends are designed for use on Alumoweld® type guy wire.

AWDE will hold a minimum of 100% of the guy wire rated breaking strength.

Note: Consult factory for information on other applications.
Left hand lay standard.



AWDE

CATALOG NUMBER	NOMINAL SIZE	MAXIMUM RBS LB (KN)	NOMINAL LENGTH (L)		DIAMETER RANGE IN (MM)		COLOR CODE	PACKAGING PER BOX	
			IN	MM	MIN	MAX		UNITS	WEIGHT LBS (KG)
AWDE4110 **	6M, 3#9	6,000 (26.7)	22	559	0.231 (5.87)	0.259 (6.58)	Yellow	50	20 (9.1)
AWDE4113 **	3#8, 8M	8,000 (35.6)	24	610	0.260 (6.60)	0.291 (7.39)	Blue	50	20 (9.1)
AWDE4116 **	3#7, 10M, 7#10	10,000 (44.5)	26	660	0.292 (7.42)	0.336 (8.53)	Black	50	30 (13.6)
AWDE4119 **	3#6, 12.5M, 7#9	12,500 (55.6)	29	737	0.337 (8.56)	0.360 (9.14)	Yellow	50	33 (14.8)
AWDE4120 **	14M	14,000 (62.3)	31	787	0.361 (9.17)	0.384 (9.75)	Blue	50	53 (24.0)
AWDE4122 **	3#5, 16M, 7#8	16,000 (71.2)	32	813	0.385 (9.78)	0.410 (10.41)	Orange	50	55 (25.0)
AWDE4124	18M	18,000 (80.1)	34	864	0.411 (10.44)	0.430 (10.92)	Black	25	29 (132)
AWDE4125	7#7	20,000 (89.0)	36	914	0.431 (10.95)	0.474 (12.04)	Green	25	32 (14.5)
AWDE4126 **	20M	20,000 (89.0)	36	914	0.431 (10.95)	0.474 (12.04)	Yellow	10	22 (10.0)
AWDE4128	7#6	22,730 (101.1)	40	1016	0.475 (12.07)	0.515 (13.08)	Blue	10	23 (10.5)
AWDE4130	25M	25,000 (111.2)	43	1092	0.516 (13.11)	0.535 (13.59)	Red	10	31 (14.1)
AWDE4131	7#5	27,030 (120.2)	45	1143	0.536 (13.61)	0.570 (14.48)	Yellow	10	32 (14.5)

NOTES: All dimensions: inches (mm) unless otherwise noted.
 Rated at 100% of guy strand RBS for Alumoweld®.
 Alumoweld is a registered trademark of AFL Corporation.
 ** RUS Technically Accepted.



GALVANIZED STEEL
FWLS

SPICES FORMED WIRE GUY WIRE

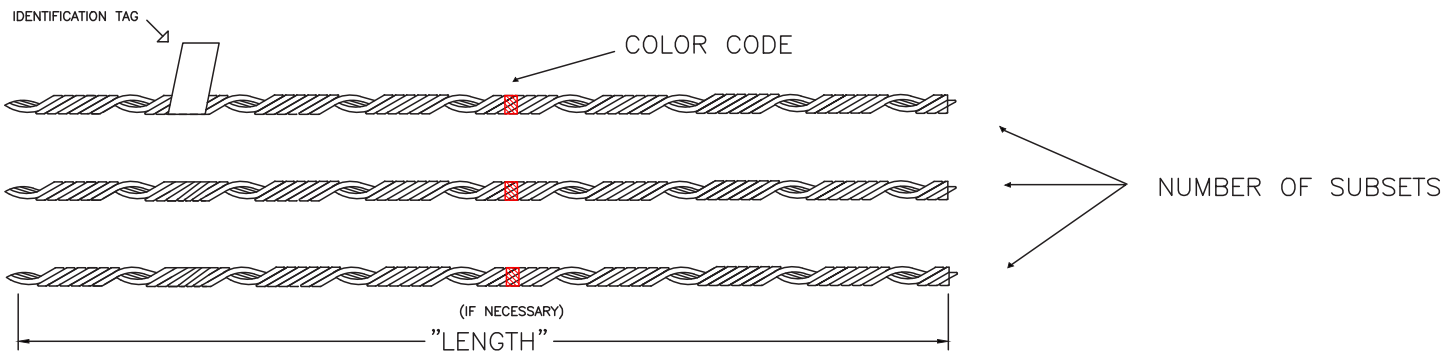
For repairing damaged or severed guy wire or messenger cable.

Do not use FWLS splices on overhead shield wires.

Fargo FWLS series formed wire are designed for use on all types of galvanized guy wire (EHS, High Strength, Common, Siemens-Martin, Utilities, and Bell System Strand).

FWLS will hold a minimum of 100% of the guy wire rated breaking strength (ultimate strength) when centered over the severed or point of damage.

Note: Consult factory for information on use if damaged area exceeds length of splice.
Left hand lay standard.



FWLS

CATALOG NUMBER	NOMINAL SIZE	MAXIMUM RBS LB (KN)	NOMINAL LENGTH (L)		DIAMETER RANGE IN (MM)		NUMBER OF SUBSETS	COLOR CODE	PACKAGING PER BOX	
			IN	MM	MIN	MAX			UNITS	WEIGHT LBS. (KG)
FWLS2102	3/16" (3W & 7W)	3,990 (17.7)	27	685	0.174 (4.41)	0.203 (5.16)	2	Red	100	30 (13.6)
FWLS2103	7/32" (7W)	5,400 (24.0)	29	737	0.204 (5.18)	0.230 (5.84)	2	Green	100	36 (16.3)
FWLS2104	1/4" (3W & 7W)	6,650 (29.6)	35	889	0.231 (5.87)	0.259 (6.58)	2	Yellow	50	34 (15.4)
FWLS2105	9/32" (7W)	8,950 (39.8)	38	965	0.260 (6.60)	0.291 (7.39)	2	Blue	50	36 (16.3)
FWLS2106	5/16" (3W & 7W)	11,200 (49.8)	42	1067	0.292 (7.42)	0.336 (8.53)	2	Black	50	46 (20.8)
FWLS2107	3/8" (3W & 7W)	15,400 (68.5)	50	1270	0.337 (8.56)	0.394 (10.01)	3	Orange	25	38 (17.2)
FWLS2108	7/16" (7W)	20,800 (92.5)	56	1422	0.395 (10.03)	0.474 (12.04)	3	Green	25	58 (26.3)
FWLS2109	1/2" (7W & 19W)	26,900 (119.7)	63	1600	0.475 (12.07)	0.515 (13.08)	3	Blue	10	36 (16.3)
FWLS2110	9/16" (7W & 19W)	35,000 (155.7)	71	1803	0.516 (13.11)	0.570 (14.48)	3	Yellow	10	52 (23.5)

NOTES: All dimensions: inches (mm) unless otherwise noted.
Rated at full tension of guy strand RBS for EHS, HS, Siemens-Martin, Common, and Utility Grades.

DEADENDS FORMED WIRE SERVICE GRIP

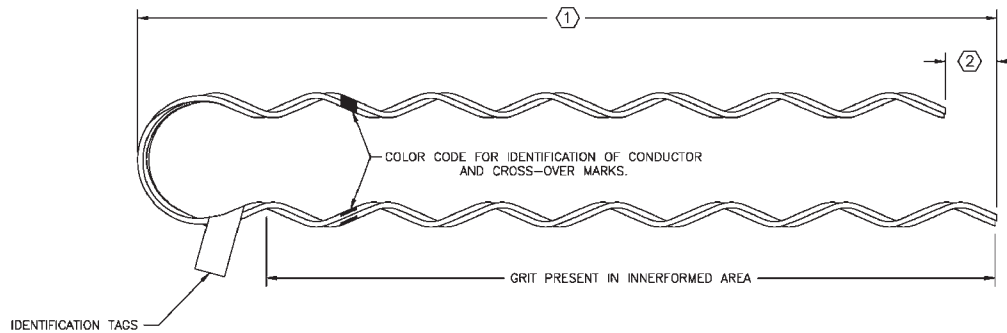
ALUMINUM / STEEL
SGFW

For deadend applications of neutral messengers used in making service drops.

Fargo SGFW series formed wire deadends are designed for use on self supporting cables (ACSR, AAC, AAAC).

SGFW deadends are partial tension devices and will hold a minimum of 50% of the cable (RBS) rated breaking strength.

Note: Consult factory for information on other applications.
Right hand lay standard.



CATALOG NUMBER	NOMINAL CONDUCTOR SIZE				DIAMETER RANGE		NOMINAL DIMENSIONS			PACKAGING PER BOX		COLOR CODE
	ACSR	AAC	AAAC	COMP.	MIN	MAX	DIM 1	DIM 2	NECK DIA.	UNITS	WEIGHT LBS (KG)	
SGFW4500	#6 (6/1)	#6 (7str)	#6 (7str)	#6 (6/1) #6 (7str) #5 (sol)	0.169 (4.29)	0.198 (5.04)	11 (280)	0.40 (10.2)	2.0 (50)	300	24 (10.9)	BLUE
SGFW4501	#5 (6/1)	#4 (sol)	#5 (7str)	#4 (7str) #4 (sol)	0.199 (5.05)	0.224 (5.70)	12 (305)	0.40 (10.2)	2.0 (50)	300	25 (11.4)	WHITE
SGFW4502 **	#4 (6/1) #4 (7/1)	#4 (7w)	#4 (7str)	#4 (6/1) #4 (7/1)	0.225 (5.71)	0.257 (6.54)	13 (330)	0.40 (10.2)	2.0 (50)	300	32 (14.5)	ORANGE
SGFW4503	#3 (6/1)	#3 (7str)	#3 (7str)	#3 (6/1) #2 (7str) #2 (sol) #1 (sol)	0.258 (6.55)	0.289 (7.35)	14 (355)	0.40 (10.2)	2.0 (50)	200	24 (10.9)	BLACK
SGFW4504 **	#2 (6/1) #2 (7/1)	#2 (7str)	#2 (7str)	#2 (7str)	0.290 (7.35)	0.325 (8.27)	15 (381)	0.40 (10.2)	2.0 (50)	200	32 (14.5)	RED
SGFW4505	#1 (6/1)	#1 (7str)	#1 (7str)	#1 (6/1) 1/0 (7str) 1/0 (19str)	0.326 (8.28)	0.360 (9.15)	17 (432)	0.40 (10.2)	2.0 (50)	200	28 (12.7)	GREEN
SGFW4506 **	1/0 (6/1)	1/0 (7str)	1/0 (7str)	1/0 (7str)	0.361 (9.16)	0.400 (10.17)	19 (483)	0.40 (10.2)	2.0 (50)	100	29 (13.2)	YELLOW
SGFW4507 **	2/0 (6/1)	2/0 (7str)	2/0 (7str)	2/0 (7str)	0.401 (10.18)	0.450 (11.44)	21 (533)	0.40 (10.2)	2.0 (50)	100	34 (15.5)	BLUE
SGFW4508	3/0 (6/1)	3/0 (7str)	3/0 (7str)	3/0 (6/1) 4/0 (7str) 4/0 (19str)	0.451 (11.45)	0.511 (12.97)	12 (585)	0.40 (10.2)	2.0 (50)	100	31 (14.1)	ORANGE
SGFW4509 **	4/0 (6/1)	4/0 (7str)	4/0 (7str)	4/0 (6/1)	0.511 (12.97)	0.580 (14.74)	26 (660)	0.40 (10.2)	2.0 (50)	100	41 (18.6)	RED

ALL DIMENSIONS: INCHES (MM) UNLESS OTHERWISE NOTED.

** RUS Technically Accepted.



ALUMINUM / STEEL
DGFW

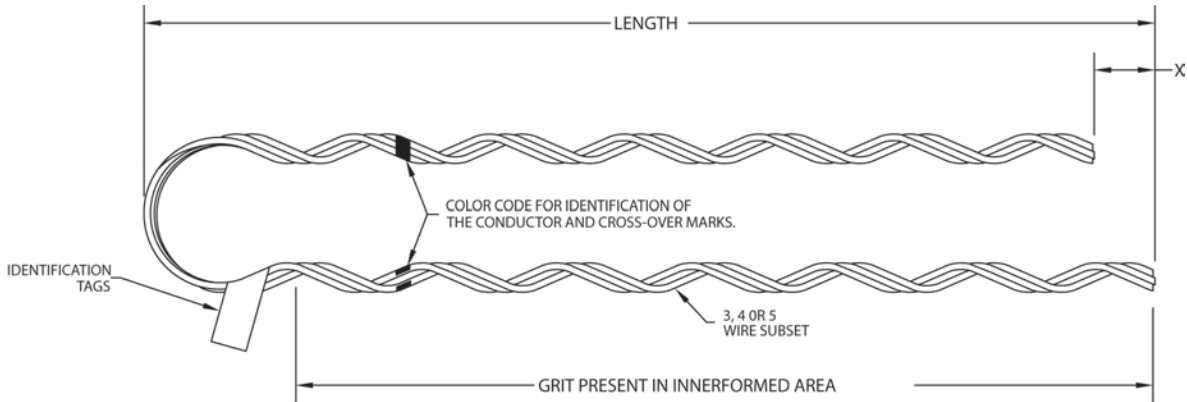
DEADENDS FORMED WIRE DISTRIBUTION GRIP

For deadending bare or plastic jacketed conductor on primaries, secondaries, and substation feeder applications.

Fargo DGFW series formed wire deadends are designed for use with ACSR, AAC, AAAC, Compacted ACSR and AWAC®.

DGFW deadends are partial tension devices.

Note: Consult factory for information on other applications. Right hand lay standard.



DGFW

CATALOG NUMBER	NOMINAL CONDUCTOR SIZE					DIAMETER RANGE		PACKAGING PER BOX		LENGTH	COLOR
	ACSR	AAC	AAAC	COMP ACSR	AWAC®	MIN	MAX	UNITS	WT LBS (KG)		
DGFW4554	#6 (6/1)	#6, 7W	#6, 7W	#6 (6/1)		0.182 (4.62)	0.203 (5.15)	100	13.4 (6.1)	16 (406)	BLUE
DGFW4541	#4 (6/1) #4 (7/1)	#4, 7W	#4, 7W	#4 (6/1)	#4 (6/1)	0.229 (5.81)	0.257 (6.53)	100	17.9 (8.1)	16.9 (430)	ORANGE
DGFW4542	#2 (6/1) #2 (7/1)	#2, 7W	#2, 7W	#2 (6/1)	#2 (6/1), #3 (5/2)	0.290 (7.36)	0.325 (8.27)	100	30.6 (13.9)	24 (610)	RED
DGFW4544	1/0 (6/1)	1/0, 7W	1/0, 7W	1/0 (6/1)	1/0 (6/1), #1 (5/2)	0.365 (9.27)	0.409 (10.40)	50	27.2 (12.4)	26.4 (671)	YELLOW
DGFW4545	2/0 (6/1)	2/0, 7W	2/0, 7W	2/0 (6/1)	2/0 (6/1), 1/0 (5/2)	0.410 (10.41)	0.460 (11.69)	50	29.2 (13.3)	27.9 (710)	BLUE
DGFW4546	3/0 (6/1)	3/0, 7W	3/0, 7W	3/0 (6/1)	3/0 (6/1), 2/0 (5/2)	0.461 (11.70)	0.516 (13.12)	25	21.0 (9.5)	32.5 (825)	ORANGE
DGFW4547	4/0 (6/1)	4/0, 7W	4/0, 7W	4/0 (6/1)	4/0 (6/1), 3/0 (5/2)	0.517 (13.13)	0.577 (14.67)	25	60.0 (27.3)	34.0 (865)	RED
DGFW4549	300 (26/7) 300 (30/7) 336.4 (18/1) 336.4 (36/1) 336.4 (26/7) 397.5 (36/1)	336.4 19W, 336.4 37W, 350 19W, 350 37W, 397.5 19W, 397.5 37W, 400 19W, 400 37W	336.4, 7W	397.5 (18/1)	336.4 (18/1)	0.654 (16.61)	0.739 (18.77)	25	52.7 (24.0)	38.6 (980)	GREEN

NOTES: All dimensions: inches (mm) unless otherwise noted.
Dimension "X" equals 1.0" (25.4 mm) in all cases.
Neck (open helix loop) diameter equals 2" (50 mm) in all cases.
AWAC is a registered trademark of Copperweld Co.



DGFW: RATED HOLDING STRENGTH (CONTINUED)

ALUMINUM / STEEL
DGFW

Holding capacity in percent of conductor ultimate strength shown in parentheses.

DGFW						
CATALOG NUMBER	SIZE	ACSR	AAC	AAAC	COMP. ACSR	AWAC®
DGFW4554	#6	#4 (6/1), 1,647 lbs. (90%) #4 (7/1) (100%)	#4 (7W) (100%)	#4 (7W) (100%)	#4 (6/1) Consult Factory	
DGFW4541	#4	#4 (6/1), 1,647 lbs. (90%) #4 (7/1) (100%)	#4 (7W) (100%)	#4 (7W) (100%)	#4 (6/1) Consult Factory	#4 (6/1) Consult Factory
DGFW4542	#2	#4 (6/1), 100% #4 (7/1) 3,350 lbs. (95%)	#2 (7W) (100%)	#2 (7W) (100%)	#2 (6/1) Consult Factory	#2 (6/1) Consult Factory
	#3					#3 (5/2) Consult Factory
DGFW4544	1/0	1/0 (6/1) 4,066 lbs. (95%)	1/0 (7W) (100%)	1/0 (7W) Consult Factory	1/0 (6/1) Consult Factory	1/0 (6/1) Consult Factory
	#1					#1 (5/2) Consult Factory
DGFW4545	2/0	2/0 (6/1) 4,543 lbs. (85%)	2/0 (7W) (100%)	2/0 (7W) Consult Factory	2/0 (6/1) Consult Factory	2/0 (6/1) Consult Factory
	1/0					#1 (5/2) Consult Factory
DGFW4546	3/0	2/0 (6/1) 5,673 lbs. (85%)	3/0 (7W) (100%)	3/0 (7W) Consult Factory	3/0 (6/1) Consult Factory	3/0 (6/1) Consult Factory
	2/0					2/0 (5/2) Consult Factory
DGFW4547	4/0	4/0 (6/1)	4/0 (7W)	4/0 (7W) (100%)	3/0 (6/1) Consult Factory	4/0 (6/1) Consult Factory
	3/0					3/0 (5/2) Consult Factory
DGFW4549	300MCM					
	336.4 MCM	336.4 (18/1) (100%)				
	350 MCM					
	397.5 MCM					
	400 MCM					

AWAC is a registered trademark of Copperweld Co.



ALUMINUM / STEEL
LDIC

TOP TIE FORMED WIRE INSULATOR TIE "C-NECK"

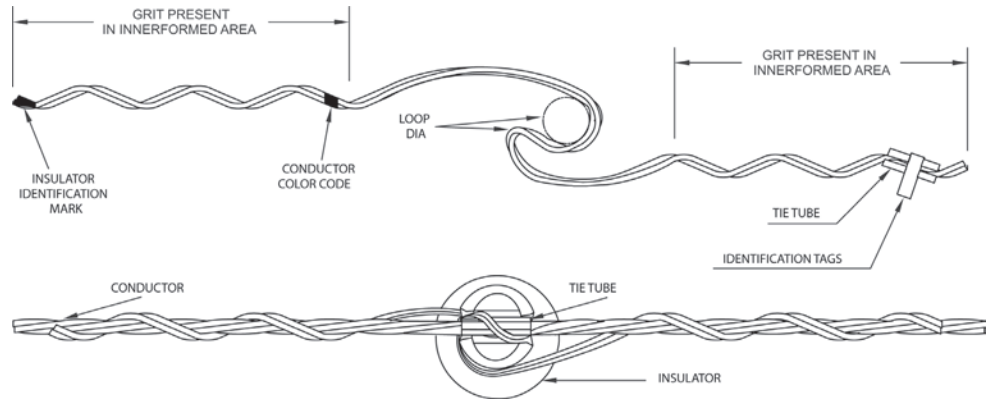
For securing bare or plastic jacketed conductor in the top groove of interchangeable headstyle insulators.

Fargo LDIC series formed wire distribution ties are designed for use with ACSR, AAC, AAAC, AWAC®, Compacted ACSR & Compacted AAC.

C-Neck insulator: 2-1/4" neck diameter

Recommended for use with ANSI Class 55-2 Pin & 55-3 Pin Insulators.

Note: Consult factory for information on other applications. Right hand lay standard.



LDIC

CATALOG NUMBER	NOMINAL CONDUCTOR SIZE			DIAMETER RANGE		PACKAGING PER BOX		APPLIED LENGTH	INSULATOR IDENT. MARK	CONDUCT. COLOR CODE
	ACSR	AAC	AAAC	MIN	MAX	UNITS	WT LBS (KG)			
9/16" Minimum Groove Radius										
LDIC4000AS	#6 (6/1)	#4 (7W) C*		0.190 (4.83)	0.215 (5.46)	100	17 (7.7)	24 (610)	BLACK	BLUE
LDIC4001AS	#4 (6/1) C* #4 (7/1) C*	#4 (7W)		0.216 (5.47)	0.244 (6.21)	100	18 (8.2)	25 (635)	BLACK	BROWN
LDIC4002AS	#4 (6/1) #4 (7/1)	#3 (7W)	#4 (7W)	0.245 (6.23)	0.277 (7.05)	100	18 (8.2)	26 (660)	BLACK	ORANGE
LDIC4003AS		#2 (7W)	#3 (7W)	0.278 (7.06)	0.315 (8.01)	100	18 (8.2)	26 (660)	BLACK	PURPLE
LDIC4004AS	#2 (6/1) #2 (7/1) #1 (6/1)	#1 (7W) #1 (19W)	#2 (7W)	0.316 (8.03)	0.357 (9.08)	100	19 (8.6)	28 (711)	BLACK	RED
LDIC4005AS	1/0 (6/1)	1/0 (7W) 1/0 (19W)	1/0 (7W)	0.358 (9.09)	0.405 (10.30)	100	20 (9.1)	30 (762)	BLACK	YELLOW
LDIC4006AS	2/0 (6/1)	2/0 (7W) 2/0 (19W)	2/0 (7W)	0.406 (10.31)	0.459 (11.67)	50	17 (7.7)	25 (635)	BLACK	BLUE

NOTES: All dimensions: inches (mm) unless otherwise noted.
AWAC is a registered trademark of Copperweld Co.
C indicates Compact stranding.
Add "NT" suffix for no tie tube (Pad). Example: LDIC4005ASNT.



TOP TIE FORMED WIRE INSULATOR TIE "C-NECK" (CONTINUED)

ALUMINUM / STEEL
LDIC

LDIC										
CATALOG NUMBER	NOMINAL CONDUCTOR SIZE			DIAMETER RANGE		PACKAGING PER BOX		APPLIED LENGTH	INSULATOR IDENT. MARK	CONDUCT. COLOR CODE
	ACSR	AAC	AAAC	MIN	MAX	UNITS	WT LBS (KG)			
9/16" Minimum Groove Radius (Continued)										
LDIC4007AS	3/0 (6/1)	3/0 (7W) 3/0 (19W)	3/0 (7W)	0.460 (11.68)	0.520 (13.21)	50	17 (7.7)	25 (635)	BLACK	ORANGE
LDIC4008AS	4/0 (6/1)	4/0 (7W) 4/0 (19W) 266.8 (7W)	4/0 (7W)	0.521 (13.23)	0.588 (14.95)	50	18 (8.2)	28 (711)	BLACK	RED
LDIC4009AS	266.8 (18/1) 266.8 (26/7)	266.8 (19W) 266.8 (37W) 336.4 (19W)		0.589 (14.95)	0.665 (16.90)	50	18 (8.2)	30 (762)	BLACK	PURPLE
LDIC4010AS	336.4 (18/1) 336.4 (26/7) 397.5 (18/1)	350 (19W) 397.5 (37W)		0.666 (16.91)	0.755 (19.19)	50	19 (8.6)	31 (787)	BLACK	BROWN
LDIC4011AS	397.5 (24/7) 397.5 (26/7) 477 (18/1) 477 (24/7) 477 (26/7)	450 (19W) 477 (19W) 477 (37W) 500 (19W) 500 (37W) 556.5 (19W) 556.5 (37W)		0.756 (19.20)	0.858 (21.79)	50	19 (8.6)	32 (813)	BLACK	RED
5/8" Minimum Groove Radius										
LDIC4012AS	556.5 (18/1) 556.5 (24/7) 556.5 (26/7) 636 (18/1)	636 (37W) 700 (37W) 700 (61W)		0.859 (21.81)	0.968 (24.60)	50	20 (9.1)	34 (864)	BLACK	BLUE
3/4" Minimum Groove Radius										
LDIC4013AS	636 (24/7) 636 (26/7) 715.5 (24/7) 795 (36/1) 795 (45/7) 795 (54/7)	795 (37W) 795 (61W)		0.969 (24.61)	1.096 (27.85)	50	21 (9.5)	37 (940)	BLACK	GREEN
LDIC4014AS	795 (26/7) 954 (36/1) 954 (54/7) 1033.5 (45/7) 1033.5 (54/7)	1033.5 (37W) 1033.5 (61W)		1.097 (27.86)	1.240 (31.50)	50	22 (10.0)	40 (1016)	BLACK	YELLOW

NOTES: All dimensions: inches (mm) unless otherwise noted.
 AWAC is a registered trademark of Copperweld Co.
 "C" indicates Compact stranding.
 Add "NT" suffix for no tie tube (Pad). Example: LDIC4005ASNT.



ALUMINUM / STEEL
LDIF

TOP TIE FORMED WIRE INSULATOR TIE "F-NECK"

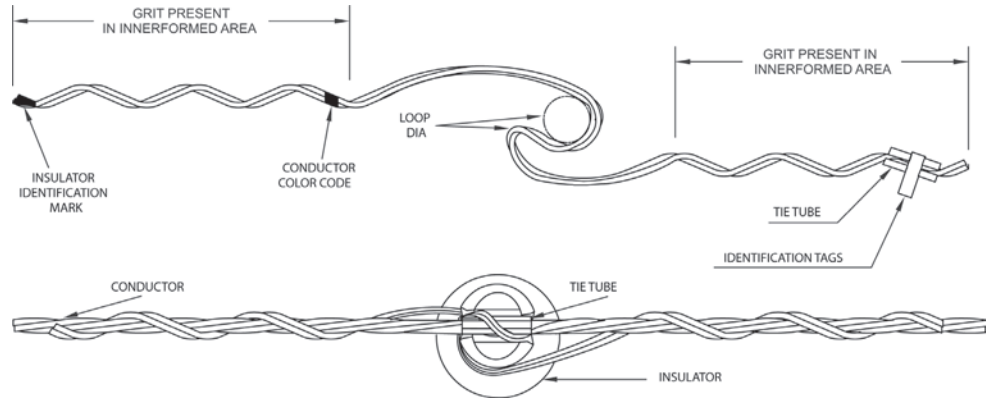
For securing bare or plastic jacketed conductor in the top groove of interchangeable headstyle insulators.

Fargo LDIF series formed wire distribution ties are designed for use with ACSR, AAC, AAAC, AWAC®, Compacted ACSR & Compacted AAC.

F-Neck insulator: 2-7/8" neck diameter

Recommended for use with ANSI Class 55-4 Pin, 55-5 Pin, 57-1 Pin, 57-2 Pin & 57-3 Pin Insulators.

Note: Consult factory for information on other applications. Right hand lay standard.



LDIF

CATALOG NUMBER	NOMINAL CONDUCTOR SIZE			DIAMETER RANGE		PACKAGING PER BOX		APPLIED LENGTH	INSULATOR IDENT. MARK	CONDUCT. COLOR CODE
	ACSR	AAC	AAAC	MIN	MAX	UNITS	WT LBS (KG)			
9/16" Minimum Groove Radius										
LDIF4500AS	#6 (6/1)	#4 (7W) C*		0.190 (4.83)	0.215 (5.46)	100	18 (8.2)	25 (635)	YELLOW	BLUE
LDIF4501AS	#4 (6/1) C* #4 (7/1) C*	#4 (7W)		0.216 (5.47)	0.244 (6.21)	100	19 (8.6)	26 (660)	YELLOW	BROWN
LDIF4502AS	#4 (6/1) #4 (7/1)	#3 (7W)	#4 (7W)	0.245 (6.23)	0.277 (7.05)	100	19 (8.6)	27 (686)	YELLOW	ORANGE
LDIF4503AS		#2 (7W)	#3 (7W)	0.278 (7.06)	0.315 (8.01)	100	20 (9.1)	29 (737)	YELLOW	PURPLE
LDIF4504AS	#2 (6/1) #2 (7/1) #1 (6/1)	#1 (7W) #1 (19W)	#2 (7W)	0.316 (8.03)	0.357 (9.08)	100	20 (9.1)	31 (787)	YELLOW	RED
LDIF4505AS	1/0 (6/1)	1/0 (7W) 1/0 (19W)	1/0 (7W)	0.358 (9.09)	0.405 (10.30)	100	21 (9.5)	32 (813)	YELLOW	YELLOW
LDIF4506AS	2/0 (6/1)	2/0 (7W) 2/0 (19W)	2/0 (7W)	0.406 (10.31)	0.459 (11.67)	50	18 (8.2)	25 (635)	YELLOW	BLUE
LDIF4507AS	3/0 (6/1)	3/0 (7W) 3/0 (19W)	3/0 (7W)	0.460 (11.68)	0.520 (13.21)	50	18 (8.2)	27 (686)	YELLOW	ORANGE
LDIF4508AS	4/0 (6/1)	4/0 (7W) 4/0 (19W) 266.8 (7W)	4/0 (7W)	0.521 (13.23)	0.588 (14.95)	50	19 (8.6)	29 (737)	YELLOW	RED

NOTES: All dimensions: inches (mm) unless otherwise noted.
AWAC is a registered trademark of Copperweld Co.
*"C" indicates Compact stranding.
Add "NT" suffix for no tie tube (Pad). Example: LDIF4505ASNT.



TOP TIE FORMED WIRE INSULATOR TIE "F-NECK" (CONTINUED)

ALUMINUM / STEEL
LDIF

LDIF										
CATALOG NUMBER	NOMINAL CONDUCTOR SIZE			DIAMETER RANGE		PACKAGING PER BOX		APPLIED LENGTH	INSULATOR IDENT. MARK	CONDUCT. COLOR CODE
	ACSR	AAC	AAAC	MIN	MAX	UNITS	WT LBS (KG)			
9/16" Minimum Groove Radius (Continued)										
LDIF4509AS	266.8 (18/1) 266.8 (26/7)	266.8 (19W) 266.8 (37W) 336.4 (19W)		0.589 (14.96)	0.665 (16.95)	50	19 (8.6)	32 (813)	YELLOW	PURPLE
LDIF4510AS	336.4 (18/1) 336.4 (26/7) 397.5 (18/1)	350 (19W) 397.5 (37W)		0.666 (16.91)	0.755 (19.19)	50	20 (9.1)	32 (813)	YELLOW	BROWN
LDIF4511AS	397.5 (24/7) 397.5 (26/7) 477 (18/1) 477 (24/7) 477 (26/7)	450 (19W) 477 (19W) 477 (37W) 500 (19W) 500 (37W) 556.5 (19W) 556.5 (37W)		0.756 (19.20)	0.858 (21.79)	50	20 (9.1)	33 (838)	YELLOW	RED
5/8" Minimum Groove Radius										
LDIF4512AS	556.5 (18/1) 556.5 (24/7) 556.5 (26/7) 636 (18/1)	636 (37W) 700 (37W) 700 (61W)		0.859 (21.81)	0.968 (24.60)	50	21 (9.5)	35 (889)	YELLOW	BLUE
3/4" Minimum Groove Radius										
LDIF4513AS	636 (24/7) 636 (26/7) 715.5 (24/7) 795 (36/1) 795 (45/7) 795 (54/7)	795 (37W) 795 (61W)		0.969 (24.61)	1.096 (27.85)	50	22 (10.0)	38 (965)	YELLOW	GREEN
LDIF4514AS	795 (26/7) 954 (36/1) 954 (54/7) 1033.5 (45/7) 1033.5 (54/7)	1033.5 (37W) 1033.5 (61W)		1.097 (27.86)	1.240 (31.50)	50	23 (10.5)	41 (1041)	YELLOW	YELLOW

NOTES: All dimensions: inches (mm) unless otherwise noted.
 AWAC is a registered trademark of Copperweld Co.
 "C" indicates Compact stranding.
 Add "NT" suffix for no tie tube (Pad). Example: LDIF4505ASNT.



ALUMINUM / STEEL
LDIJ

TOP TIE FORMED WIRE INSULATOR TIE "J-NECK"

For securing bare or plastic jacketed conductor in the top groove of interchangeable headstyle insulators.

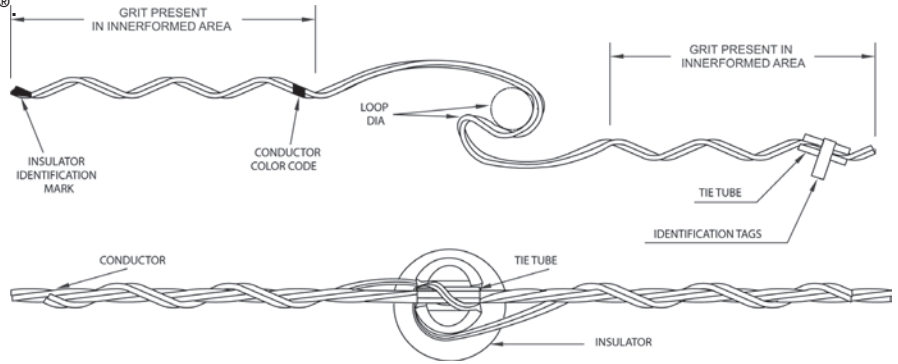
Fargo LDIJ series formed wire distribution ties are designed for use with ACSR, AAC, AAAC,

Compacted ACSR, Compacted AAC & AWAC®.

J-Neck insulator: 3-1/2" neck diameter

Recommended for use with ANSI Class 55-6, 55-7 & 56-1 Pin Insulators.

Note: Consult factory for information on other applications.
Right hand lay standard.



LDIJ

CATALOG NUMBER	NOMINAL CONDUCTOR SIZE			DIAMETER RANGE		PACKAGING PER BOX		APPLIED LENGTH	INSULATOR IDENT. MARK	CONDUCT. COLOR CODE
	ACSR	AAC	AAAC	MIN	MAX	UNITS	WT LBS (KG)			
9/16" Minimum Groove Radius										
LDIJ4602AS	#4 (6/1) #4 (7/1)	#3 (7W)	#4 (7W)	0.245 (6.23)	0.277 (7.05)	100	25 (11.4)	28 (711)	GREEN	ORANGE
LDIJ4604AS	#2 (6/1) #2 (7/1) #1 (6/1)		#2 (7W)	0.316 (8.03)	0.357 (9.08)	100	29 (13.2)	32 (813)	GREEN	RED
LDIJ4605AS	1/0 (6/1)	1/0 (7W)	1/0 (7W)	0.358 (9.09)	0.405 (10.30)	100	31 (14.1)	33 (838)	GREEN	YELLOW
LDIJ4609AS	266.8 (18/1) 266.8 (26/7)	266.8 (37W) 336.4 (19W)		0.589 (14.96)	0.685 (16.95)	50	22 (10.0)	33 (838)	GREEN	PURPLE
LDIJ4610AS	336.4 (18/1) 336.4 (26/7) 397.5 (18/1)	350 (19W) 397.5 (37W)		0.666 (16.91)	0.755 (19.19)	50	23 (10.5)	33 (838)	GREEN	BROWN
LDIJ4611AS	397.5 (24/7) 397.5 (26/7) 477 (18/1) 477 (24/7) 477 (26/7)	450 (19W) 477 (19W) 477 (37W) 500 (19W) 500 (37W) 556.5 (19W) 556.5 (37W)		0.756 (19.20)	0.858 (21.79)	50	27 (12.3)	34 (864)	GREEN	RED
5/8" Minimum Groove Radius										
LDIJ4612AS	556.5 (18/1) 556.5 (24/7) 556.5 (26/7) 636 (18/1)	636 (37W) 700 (37W) 700 (61W)		0.859 (21.81)	0.968 (24.60)	50	27 (12.3)	36 (914)	GREEN	BLUE

NOTES: All dimensions: inches (mm) unless otherwise noted.
AWAC is a registered trademark of Copperweld Co.
"C" indicates Compact stranding.
Add "NT" suffix for no tie tube (Pad). Example: LDIJ4605ASNT.

TWIN TIE FORMED WIRE INSULATOR TIE

ALUMINUM / STEEL
TTF / TTFJ

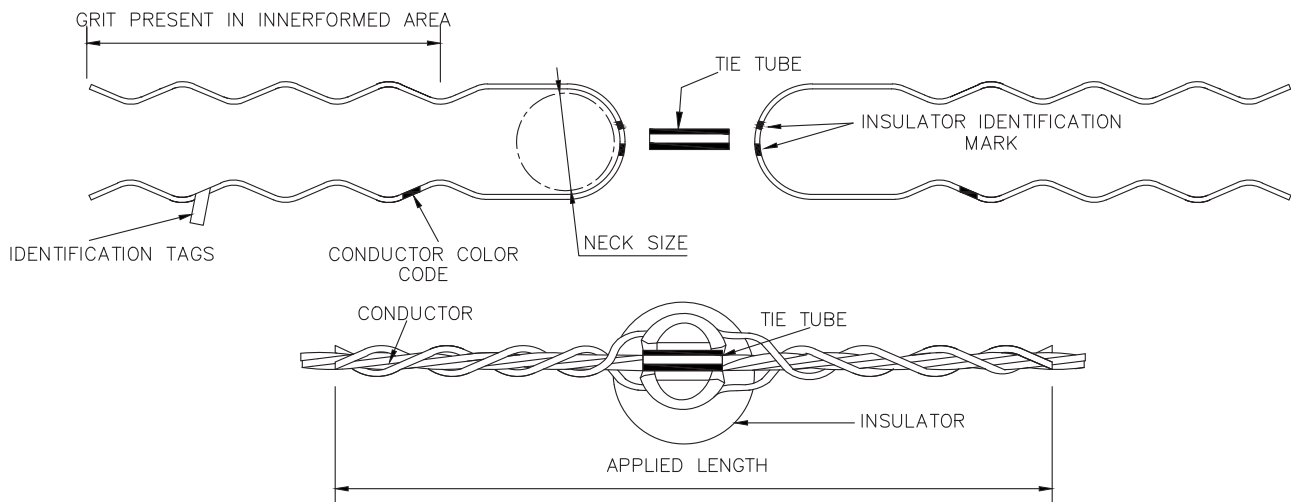
Twin Ties are used in applications where the conductor is aligned to sit in the top groove of the insulator. This type of tie can be used on line angles up to 10 degrees with the insulator in a vertical orientation. Larger angles can be accommodated by modifying the cant of the insulator off vertical. A combination of ties styles can affect line angles as well.

Fargo TTFJ series formed wire twin ties are designed for use with ACSR, AAC, AAAC, Compacted ACSR, Compacted AAC & AWAC®.

TTFJ: F-Neck (2-7/8" neck diameter) and J-Neck (3-1/2" neck diameter) interchangeable headstyle insulators.

Recommended for use with ANSI Class 55-4 Pin, 55-5 Pin, 57-1 Pin, 57-2 Pin, 57-3 Pin, 55-6 Single Skirt Pin, 55-7 Single Skirt Pin & 56-1 Double Skirt Pin Insulators.

Note: Consult factory for information on other applications.
Right hand lay standard.



TTF / TTFJ

CATALOG NUMBER	NOMINAL CONDUCTOR SIZE			DIAMETER RANGE		PACKAGING PER BOX		APPROX. APPLIED LENGTH	INSULATOR IDENT. MARK	CONDUCT. COLOR CODE
	ACSR	AAC	AAAC	MIN	MAX	UNITS	WT LBS (KG)			
9/16" Minimum Groove Radius										
TTFJ205	1/0 (6/1)	1/0 (7W) 1/0 (19W)	1/0 (7W)	0.358 (9.09)	0.405 (10.30)	50	27 (12.3)	27 (686)	YELLOW/GREEN	YELLOW
TTFJ206	2/0 (6/1)	2/0 (7W) 2/0 (19W)	2/0 (7W)	0.406 (10.31)	0.459 (11.66)	50	28 (12.7)	28 (711)	YELLOW/GREEN	BLUE
TTFJ208	4/0 (6/1)	4/0 (7W) 4/0 (19W) 266.8 (7W)	4/0 (7W)	0.521 (13.23)	0.588 (14.95)	50	30 (13.6)	30 (762)	YELLOW/GREEN	RED
TTFJ210	336.4 (18/1) 336.4 (26/7)	397.5 (19W) 400 (19W) 400 (37W)		0.666 (16.91)	0.755 (19.19)	50	33 (15.0)	33 (838)	YELLOW/GREEN	BROWN

All dimensions: inches (mm) unless otherwise noted.
AWAC® is a registered trademark of Copperweld Co.



DOUBLE SUPPORT TIE FORMED WIRE INSULATOR TIE "C-NECK" & "F-NECK"

ALUMINUM ALLOY
LDID0xxx

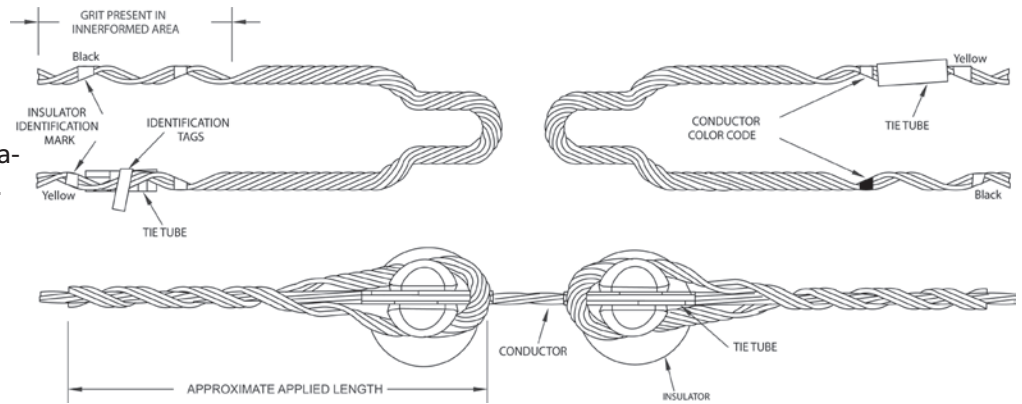
Double Support Ties are used in applications where the conductor is aligned to sit in the top groove of the insulator. This type of tie should not be used on line angles over 10 degrees with the insulator in a vertical orientation.

Fargo LDID series formed wire double support ties are designed for use with ACSR, AAC, AAAC, Compacted ACSR, Compacted AAC & AWAC®.

C-Neck (2-1/4" neck diameter) & F-Neck (2-7/8" neck diameter) interchangeable headstyle insulators.

Recommended for use with ANSI Class 55-2 Pin, 55-3 Pin, 55-4 Pin, 55-5 Pin, 57-1 Post, 57-2 Post, & 57-3 Post Insulators.

Note: Consult factory for information on other applications. Right hand lay standard.



LDID0xxx

CATALOG NUMBER	NOMINAL CONDUCTOR SIZE			DIAMETER RANGE		PACKAGING PER BOX		APPROX. APPLIED LENGTH	INSULATOR IDENT. MARK	CONDUCT. COLOR CODE
	ACSR	AAC	AAAC	MIN	MAX	UNITS	WT LBS (KG)			
9/16" Minimum Groove Radius										
LDID0004	#4 (6/1) #4 (7/1)	#3 (7W)	#4 (7W)	0.245 (6.23)	0.277 (7.05)	50	11 (5.0)	13 (330)	"C"-BLACK & "F"-YELLOW	ORANGE
LDID0001	#2 (6/1) #2 (7/1) #1 (6/1)	#1 (7W) #1 (19W)	#2 (7W)	0.316 (8.03)	0.357 (9.08)	50	15 (6.8)	14 (356)	"C"-BLACK & "F"-YELLOW	RED
LDID0010	1/0 (6/1)	1/0 (7W) 1/0 (19W)	1/0 (7W)	0.358 (9.09)	0.405 (10.30)	50	16 (7.3)	14 (356)	"C"-BLACK & "F"-YELLOW	YELLOW
LDID0020	2/0 (6/1)	2/0 (7W) 2/0 (19W)	2/0 (7W)	0.406 (10.31)	0.459 (11.66)	50	16 (7.3)	14 (356)	"C"-BLACK & "F"-YELLOW	BLUE
LDID0030	3/0 (6/1)	3/0 (7W) 3/0 (19W)	3/0 (7W)	0.460 (11.68)	0.520 (13.21)	50	23 (10.5)	16 (406)	"C"-BLACK & "F"-YELLOW	ORANGE
LDID0040	4/0 (6/1)	4/0 (7W) 4/0 (19W) 266.8 (7W)	4/0 (7W)	0.521 (13.23)	0.588 (14.95)	50	23 (10.5)	17 (432)	"C"-BLACK & "F"-YELLOW	RED
LDID0266	266.8 (18/1) 266.8 (26/7)	266.8 (19W) 266.8 (37W) 336.4 (19W)		0.589 (14.96)	0.665 (16.89)	50	26 (11.8)	17 (432)	"C"-BLACK & "F"-YELLOW	PURPLE

NOTES: All dimensions: inches (mm) unless otherwise noted.
AWAC is a registered trademark of Copperweld Co.



ALUMINUM ALLOY
LDID0xxx

DOUBLE SUPPORT TIE FORMED WIRE INSULATOR TIE "C-NECK" & "F-NECK" (CONTINUED)

CATALOG NUMBER	NOMINAL CONDUCTOR SIZE			DIAMETER RANGE		PACKAGING PER BOX		APPROX. APPLIED LENGTH	INSULATOR IDENT. MARK	CONDUCT. COLOR CODE
	ACSR	AAC	AAAC	MIN	MAX	UNITS	WT LBS (KG)			
9/16" Minimum Groove Radius (Continued)										
LDID0336	336.4 (18/1) 336.4 (26/7) 397.5 (18/1)	350 (19W) 397.5 (37W)		0.666 (16.91)	0.755 (19.19)	50	28 (12.7)	18 (457)	"C"-BLACK & "F"-YELLOW	BROWN
LDID0477	397.5 (24/7) 397.5 (26/7) 477 (18/1) 477 (24/7) 477 (26/7)	450 (19W) 477 (19W) 477 (37W) 500 (19W) 500 (37W) 556.5 (19W) 556.5 (37W)		0.756 (19.20)	0.858 (21.79)	50	30 (13.6)	20 (568)	"C"-BLACK & "F"-YELLOW	RED
5/8" Minimum Groove Radius										
LDID0556	477 (30/7) 556.5 (18/1) 556.5 (24/7) 556.5 (26/7) 636 (18/1)	636 (37W) 700 (37W) 700 (61W)		0.859 (21.81)	0.968 (24.60)	50	30 (13.6)	21 (533)	"C"-BLACK & "F"-YELLOW	BLUE
3/4" Minimum Groove Radius										
LDID0795	636 (24/7) 636 (26/7) 715.5 (24/7) 795 (36/1) 795 (45/7) 795 (54/7)	795 (37W) 795 (61W)		0.969 (24.61)	1.096 (27.84)	50	30 (13.6)	22 (762)	"C"-BLACK & "F"-YELLOW	GREEN

NOTES: All dimensions: inches (mm) unless otherwise noted.
AWAC is a registered trademark of Copperweld Co.



DOUBLE SUPPORT TIE FORMED WIRE INSULATOR TIE "J-NECK"

ALUMINUM ALLOY
LDID2xxx

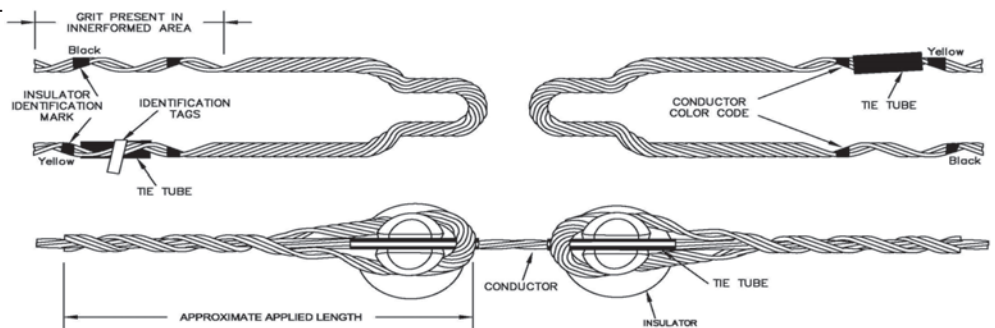
Double Support Ties are used in applications where the conductor is aligned to sit in the top groove of the insulator. This type of tie should not be used on line angles over 10 degrees with the insulator in a vertical orientation.

Fargo LDID series formed wire double support ties are designed for use with ACSR, AAC, AAAC, Compacted ACSR, Compacted AAC & AWAC®.

J-Neck (3-1/2" neck diameter) interchangeable headstyle insulators.

Recommended for use with ANSI Class 55-6 Single Skirt Pin, 55-7 Single Skirt Pin & 56-1 Double Skirt Pin Insulators.

Note: Consult factory for information on other applications. Right hand lay standard.



LDID2xxx

CATALOG NUMBER	NOMINAL CONDUCTOR SIZE			DIAMETER RANGE		PACKAGING PER BOX		APPROX. APPLIED LENGTH	INSULATOR IDENT. MARK	CONDUCT. COLOR CODE
	ACSR	AAC	AAAC	MIN	MAX	UNITS	WT LBS (KG)			
9/16" Minimum Groove Radius										
LDID2004	#4 (6/1) #4 (7/1)	#3 (7W)	#4 (7W)	0.245 (6.23)	0.277 (7.05)	50	11 (5.0)	14 (356)	GREEN	ORANGE
LDID2003		#2 (7W)	#3 (7W)	0.278 (7.06)	0.315 (8.00)	50	12 (5.4)	14 (356)	GREEN	PURPLE
LDID2001	#2 (6/1) #2 (7/1) #1 (6/1)	#1 (7W) #1 (19W)	#2 (7W)	0.316 (8.03)	0.357 (9.08)	50	15 (6.8)	15 (381)	GREEN	RED
LDID2010	1/0 (6/1)	1/0 (7W) 1/0 (19W)	1/0 (7W)	0.358 (9.09)	0.405 (10.30)	50	16 (7.3)	15 (381)	GREEN	YELLOW
LDID2020	2/0 (6/1)	2/0 (7W) 2/0 (19W)	2/0 (7W)	0.406 (10.31)	0.459 (11.66)	50	16 (7.7)	16 (406)	GREEN	BLUE
LDID2030	3/0 (6/1)	3/0 (7W) 3/0 (19W)	3/0 (7W)	0.460 (11.68)	0.520 (13.21)	50	25 (11.3)	16 (406)	GREEN	ORANGE
LDID2040	4/0 (6/1)	4/0 (7W) 4/0 (19W) 266.8 (7W)	4/0 (7W)	0.521 (13.23)	0.588 (14.95)	50	25 (11.3)	18 (457)	GREEN	RED
LDID2266	266.8 (18/1) 266.8 (26/7)	266.8 (19W) 266.8 (37W) 336.4 (19W)		0.589 (14.96)	0.665 (16.89)	50	25 (11.3)	18 (457)	GREEN	PURPLE

NOTES: All dimensions: inches (mm) unless otherwise noted. AWAC is a registered trademark of Copperweld Co.



ALUMINUM ALLOY
LDID2xxx

DOUBLE SUPPORT TIE FORMED WIRE INSULATOR TIE "J-NECK" (CONTINUED)

CATALOG NUMBER	NOMINAL CONDUCTOR SIZE			DIAMETER RANGE		PACKAGING PER BOX		APPROX. APPLIED LENGTH	INSULATOR IDENT. MARK	CONDUCT. COLOR CODE
	ACSR	AAC	AAAC	MIN	MAX	UNITS	WT LBS (KG)			
9/16" Minimum Groove Radius (Continued)										
LDID2336	336.4 (18/1) 336.4 (26/7) 397.5 (18/1)	350 (19W) 397.5 (37W)		0.666 (16.91)	0.755 (19.19)	50	30 (13.6)	19 (483)	GREEN	BROWN
LDID2477	397.5 (24/7) 397.5 (26/7) 477 (18/1) 477 (24/7) 477 (26/7)	450 (19W) 477 (19W) 477 (37W) 500 (19W) 500 (37W) 556.5 (19W) 556.5 (37W)		0.756 (19.20)	0.858 (21.79)	50	33 (15.0)	21 (533)	GREEN	RED
5/8" Minimum Groove Radius										
LDID2556	477 (30/7) 556.5 (18/1) 556.5 (24/7) 556.5 (26/7) 636 (18/1)	636 (37W) 700 (37W) 700 (61W)		0.859 (21.81)	0.968 (24.60)	50	34 (15.5)	22 (559)	GREEN	BLUE
3/4" Minimum Groove Radius										
LDID2795	636 (24/7) 636 (26/7) 715.5 (24/7) 795 (36/1) 795 (45/7) 795 (54/7)	795 (37W) 795 (61W)		0.969 (24.61)	1.096 (27.84)	50	37 (16.8)	23 (584)	GREEN	GREEN

NOTES: All dimensions: inches (mm) unless otherwise noted.
AWAC is a registered trademark of Copperweld Co.



ALUMINUM COATED STEEL
LLAC

SIDE TIE FORMED WIRE INSULATOR TIE "C-NECK"

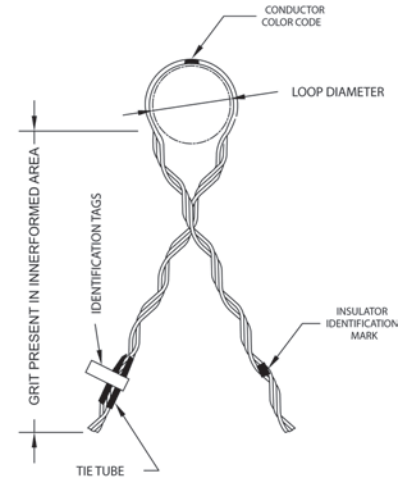
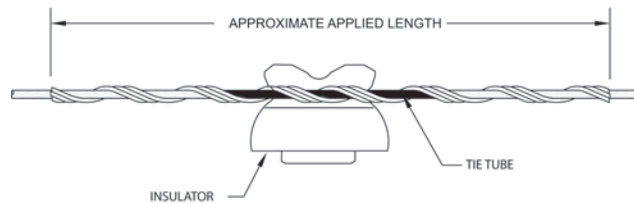
For securing bare and plastic covered conductor in the side groove of interchangeable headstyle insulators.

Fargo LLAC series formed wire distribution ties are designed for use with ACSR, AAC, AAAC, ACAR, Compacted ACSR, & AWAC®.

C-Neck insulator: 2-1/4" neck diameter.

Recommended for use with ANSI Class 55-2 and 55-3 Post Insulators.

Note: Consult factory for information on other applications.
Right hand lay standard.



LLAC

CATALOG NUMBER	NOMINAL CONDUCTOR SIZE			DIAMETER RANGE		PACKAGING PER BOX		APPLIED LENGTH	INSULATOR IDENT. MARK	CONDUCT. COLOR CODE
	ACSR	AAC	AAAC	MIN	MAX	UNITS	WT LBS (KG)			
9/16" Minimum Groove Radius										
LLAC4052AS	#4 (6/1) #4 (7/1)	#3 (7W)	#4 (7W)	0.245 (6.23)	0.277 (7.05)	100	22 (10.0)	19 (483)	BLACK	ORANGE
LLAC4054AS	#2 (6/1) #2 (7/1) #1 (6/1)	#1 (7W) #1 (19W)	#2 (7W)	0.316 (8.03)	0.357 (9.08)	50	16 (7.3)	24 (610)	BLACK	RED
LLAC4055AS	1/0 (6/1)	1/0 (7W) 1/0 (19W)	1/0 (7W)	0.358 (9.09)	0.405 (10.30)	50	17 (7.7)	26 (660)	BLACK	YELLOW
LLAC4057AS	3/0 (6/1)	3/0 (7W) 3/0 (19W)	3/0 (7W)	0.460 (11.68)	0.520 (13.21)	50	21 (9.5)	31 (787)	BLACK	ORANGE
LLAC4058AS	4/0 (6/1)	4/0 (7W) 4/0 (19W) 266.8 (7W)	4/0 (7W)	0.521 (13.23)	0.588 (14.95)	50	22 (10.0)	32 (813)	BLACK	RED

NOTES: All dimensions: inches (mm) unless otherwise noted.
AWAC is a registered trademark of Copperweld Co.
"C" indicates Compact stranding.
Add "NT" suffix for no tie tube (Pad). Example: LLAC4055ASNT.



SIDE TIE FORMED WIRE INSULATOR TIE "C-NECK" (CONTINUED)

ALUMINUM COATED STEEL
LLAC

LLAC										
CATALOG NUMBER	NOMINAL CONDUCTOR SIZE			DIAMETER RANGE		PACKAGING PER BOX		APPLIED LENGTH	INSULATOR IDENT. MARK	CONDUCT. COLOR CODE
	ACSR	AAC	AAAC	MIN	MAX	UNITS	WT LBS (KG)			
9/16" Minimum Groove Radius (Continued)										
LLAC4060AS	336.4 (18/1) 336.4 (26/7) 397.5 (18/1)	336.4 (37W) 397.5 (19W)		0.666 (16.91)	0.755 (19.19)	50	26 (11.8)	25 (635)	BLACK	BROWN
LLAC4061AS	397.5 (24/7) 397.5 (26/7) 477 (18/1) 477 (24/7) 477 (26/7)	450 (19W) 477 (19W) 477 (37W) 500 (19W) 500 (37W) 556.5 (19W) 556.5 (37W)		0.756 (19.20)	0.858 (21.79)	50	28 (12.7)	26 (660)	BLACK	RED
5/8" Minimum Groove Radius										
LLAC4062AS	556.5 (18/1) 556.5 (24/7) 556.5 (26/7) 636 (18/1)	636 (37W) 700 (37W) 700 (61W)		0.859 (21.81)	0.968 (24.60)	50	30 (13.6)	28 (711)	BLACK	BLUE

NOTES: All dimensions: inches (mm) unless otherwise noted.
 AWAC is a registered trademark of Copperweld Co.
 "C" indicates Compact stranding.
 Add "NT" suffix for no tie tube (Pad). Example: LLAC4055ASNT.



ALUMINUM / STEEL
LLAF

SIDE TIE FORMED WIRE INSULATOR TIE "F-NECK"

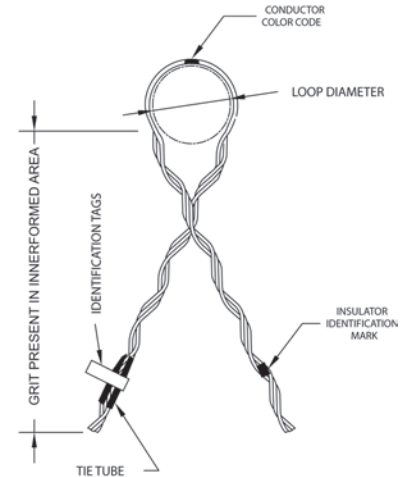
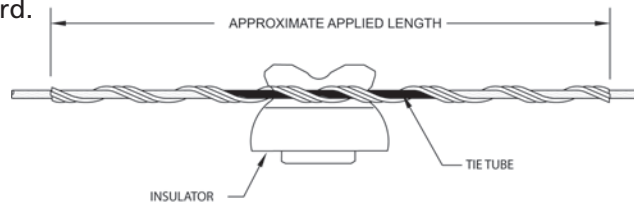
For securing bare and plastic covered conductor in the side groove of interchangeable headstyle insulators.

Fargo LLA series formed wire distribution ties are designed for use with ACSR, AAC, AAAC, ACAR, Compacted ACSR, & AWAC®.

F-Neck insulator: 2-7/8" neck diameter.

Recommended for use with ANSI Class 55-4
Pin, 55-5 Pin, 57-1 Post, 57-2 Post, & 57-3 Post
Insulators.

Note: Consult factory for information on
other applications.
Right hand lay standard.



LLAF

CATALOG NUMBER	NOMINAL CONDUCTOR SIZE			DIAMETER RANGE		PACKAGING PER BOX		APPLIED LENGTH	INSULATOR IDENT. MARK	CONDUCT. COLOR CODE
	ACSR	AAC	AAAC	MIN	MAX	UNITS	WT LBS (KG)			
9/16" Minimum Groove Radius										
LLAF4550AS	#6 (6/1)	#4 (7W) C*		0.190 (4.83)	0.215 (5.46)	100	16 (7.3)	16 (406)	YELLOW	BLUE
LLAF4551AS	#4 (6/1) C* #4 (7/1) C*	#4 (7W)		0.216 (5.47)	0.244 (6.21)	100	17 (7.7)	17 (432)	YELLOW	BROWN
LLAF4552AS	#4 (6/1) #4 (7/1)	#3 (7W)	#4 (7W)	0.245 (6.23)	0.277 (7.05)	100	19 (8.6)	19 (483)	YELLOW	ORANGE
LLAF4553AS		#2 (7W)	#3 (7W)	0.278 (7.06)	0.315 (8.01)	50	12 (5.5)	21 (533)	YELLOW	PURPLE
LLAF4554AS	#2 (6/1) #2 (7/1) #1 (6/1)	#1 (7W) #1 (19W)	#2 (7W)	0.316 (8.03)	0.357 (9.08)	50	17 (7.7)	24 (610)	YELLOW	RED

NOTES: All dimensions: inches (mm) unless otherwise noted.
AWAC is a registered trademark of Copperweld Co.
C indicates Compact stranding.
Add "NT" suffix for no tie tube (Pad). Example: LLA4555ASNT.



SIDE TIE FORMED WIRE INSULATOR TIE "F-NECK" (CONTINUED)

ALUMINUM / STEEL
LLAF

LLAF										
CATALOG NUMBER	NOMINAL CONDUCTOR SIZE			DIAMETER RANGE		PACKAGING PER BOX		APPLIED LENGTH	INSULATOR IDENT. MARK	CONDUCT. COLOR CODE
	ACSR	AAC	AAAC	MIN	MAX	UNITS	WT LBS (KG)			
9/16" Minimum Groove Radius (Continued)										
LLAF4555AS	1/0 (6/1)	1/0 (7W) 1/0 (19W)	1/0 (7W)	0.358 (9.09)	0.405 (10.30)	50	17 (7.7)	26 (660)	YELLOW	YELLOW
LLAF4556AS	2/0 (6/1)	2/0 (7W) 2/0 (19W)	2/0 (7W)	0.406 (10.31)	0.459 (11.67)	50	21 (9.5)	28 (711)	YELLOW	BLUE
LLAF4557AS	3/0 (6/1)	3/0 (7W) 3/0 (19W)	3/0 (7W)	0.460 (11.68)	0.520 (13.21)	50	22 (10.0)	30 (762)	YELLOW	ORANGE
LLAF4558AS	4/0 (6/1)	4/0 (7W) 4/0 (19W) 266.8 (7W)	4/0 (7W)	0.521 (13.23)	0.588 (14.95)	50	24 (10.9)	32 (813)	YELLOW	RED
LLAF4559AS	266.8 (18/1) 266.8 (26/7)	266.8 (19W) 266.8 (37W) 336.4 (19W)		0.589 (14.96)	0.665 (16.95)	50	24 (10.9)	23 (584)	YELLOW	PURPLE
LLAF4560AS	336.4 (18/1) 336.4 (26/7) 397.5 (18/1)	350 (19W) 397.5 (37W)		0.666 (16.91)	0.755 (19.19)	50	33 (15.0)	25 (635)	YELLOW	BROWN
LLAF4561AS	397.5 (24/7) 397.5 (26/7) 477 (18/1) 477 (24/7) 477 (26/7)	450 (19W) 477 (19W) 477 (37W) 500 (19W) 500 (37W) 556.5 (19W) 556.5 (37W)		0.756 (19.20)	0.858 (21.79)	50	30 (13.6)	26 (660)	YELLOW	RED
5/8" Minimum Groove Radius										
LLAF4562AS	556.5 (18/1) 556.5 (24/7) 556.5 (26/7) 636 (18/1)	636 (37W) 700 (37W) 700 (61W)		0.859 (21.81)	0.968 (24.60)	50	36 (16.4)	28 (711)	YELLOW	BLUE
11/16" Minimum Groove Radius										
LLAF4563AS	636 (24/7) 636 (26/7) 715.5 (24/7) 795 (36/1) 795 (45/7) 795 (54/7)	795 (37W) 795 (61W)		0.969 (24.61)	1.096 (27.85)	50	36 (16.4)	29 (737)	YELLOW	GREEN

NOTES: All dimensions: inches (mm) unless otherwise noted.
 AWAC is a registered trademark of Copperweld Co.
 "C" indicates Compact stranding.
 Add "NT" suffix for no tie tube (Pad). Example: LLA4555ASNT.



SIDE TIE FORMED WIRE QUIK-WRAP™ INSULATOR TIE “C-NECK”

ALUMINUM / STEEL
QWSTC

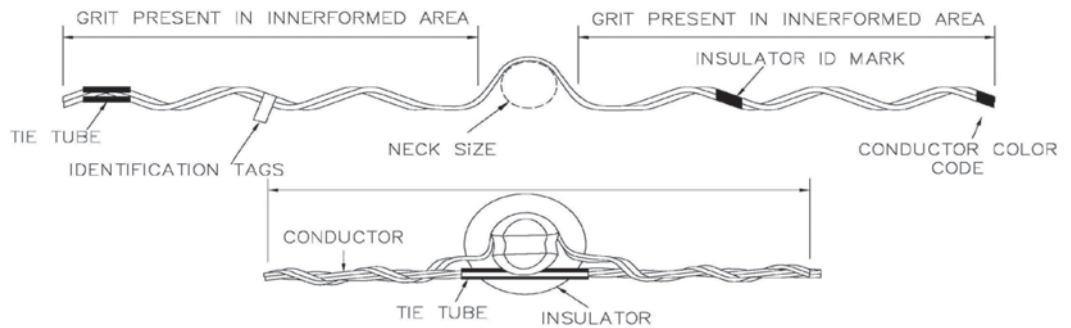
For securing bare or plastic jacketed conductor in the top groove of interchangeable headstyle insulators.

Fargo QWSTC series formed wire distribution ties are designed for use with ACSR, AAC, AAAC, AWAC®, Compacted ACSR & Compacted AAC.

C-Neck insulator: 2-1/4" neck diameter

Recommended for use with ANSI Class 55-2 Pin & 55-3 Pin Insulators.

Note: Consult factory for information on other applications.
Right hand lay standa



QWSTC

CATALOG NUMBER	NOMINAL CONDUCTOR SIZE			DIAMETER RANGE		PACKAGING PER BOX		APPLIED LENGTH	INSULATOR IDENT. MARK	CONDUCT. COLOR CODE
	ACSR	AAC	AAAC	MIN	MAX	UNITS	WT LBS (KG)			
9/16" Minimum Groove Radius										
QWSTC274	#2 (6/1) #2 (7/1) #1 (6/1)	#1 (7W) #1 (19W)	#2 (7W)	0.316 (8.03)	0.357 (9.08)	100	19 (8.6)	25 (635)	BLACK	RED
QWSTC275	1/0 (6/1)	1/0 (7W) 1/0 (19W)	1/0 (7W)	0.358 (9.09)	0.405 (10.30)	100	21 (9.5)	23 (584)	BLACK	YELLOW
QWSTC278	4/0 (6/1)	4/0 (7W) 4/0 (19W) 266.8 (7W)	4/0 (7W)	0.521 (13.23)	0.588 (14.95)	100	30 (13.6)	28 (711)	BLACK	RED
QWSTC281	397.5 (24/7) 397.5 (26/7) 477 (18/1) 477 (24/7) 477 (26/7)	450 (19W) 477 (19W) 477 (37W) 500 (19W) 500 (37W) 556.5 (19W) 556.5 (37W)		0.756 (19.20)	0.858 (21.79)	50	29 (13.2)	35 (889)	BLACK	RED
5/8" Minimum Groove Radius										
QWSTC282	556.5 (18/1) 556.5 (24/7) 556.5 (26/7) 636 (18/1)	636 (37W) 700 (37W) 700 (61W)		0.859 (21.81)	0.968 (24.60)	50	36 (914)	36 (914)	BLACK	BLUE

NOTES: All dimensions: inches (mm) unless otherwise noted.
AWAC is a registered trademark of Copperweld Co.
"C" indicates Compact stranding.
Add "NT" suffix for no tie tube (Pad). Example: QWSTC274NT.

SIDE TIE FORMED WIRE QUIK-WRAP™ INSULATOR TIE "F-NECK"

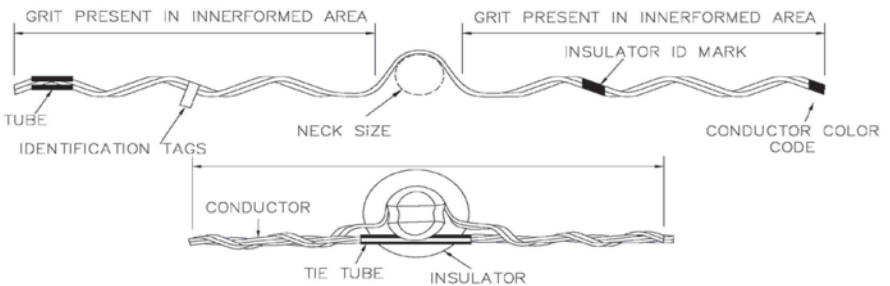
ALUMINUM / STEEL
QWSTF

For securing bare or plastic jacketed conductor in the top groove of interchangeable headstyle insulators.

Fargo QWSTF series formed wire distribution ties are designed for use with ACSR, AAC, AAAC, AWAC®, Compacted ACSR & Compacted AAC.

F-Neck insulator: 2-7/8" neck diameter

Recommended for use with ANSI Class 55-4 Pin, 55-5 Pin, 57-1 Pin, 57-2 Pin & 57-3 Pin Insulators.



Note: Consult factory for information on other applications.
Right hand lay standard.

QWSTF

CATALOG NUMBER	NOMINAL CONDUCTOR SIZE			DIAMETER RANGE		PACKAGING PER BOX		APPLIED LENGTH	INSULATOR IDENT. MARK	CONDUCT. COLOR CODE
	ACSR	AAC	AAAC	MIN	MAX	UNITS	WT LBS (KG)			
9/16" Minimum Groove Radius										
QWSTF172	#4 (6/1) #4 (7/1)	#3 (7W)	#4 (7W)	0.245 (6.23)	0.277 (7.05)	100	18 (8.2)	23 (584)	YELLOW	ORANGE
QWSTF174	#2 (6/1) #2 (7/1) #1 (6/1)	#1 (7W) #1 (19W)	#2 (7W)	0.316 (8.03)	0.357 (9.08)	100	19 (8.6)	25 (635)	YELLOW	RED
QWSTF175	1/0 (6/1)	1/0 (7W) 1/0 (19W)	1/0 (7W)	0.358 (9.09)	0.405 (10.30)	100	21 (9.5)	23 (584)	YELLOW	YELLOW
QWSTF176	2/0 (6/1)	2/0 (7W) 2/0 (19W)	2/0 (7W)	0.406 (10.31)	0.459 (11.67)	100	22 (10.0)	25 (635)	YELLOW	BLUE
QWSTF177	3/0 (6/1)	3/0 (7W) 3/0 (19W)	3/0 (7W)	0.460 (11.68)	0.520 (13.21)	100	24 (10.9)	27 (686)	YELLOW	ORANGE
QWSTF178	4/0 (6/1)	4/0 (7W) 4/0 (19W) 266.8 (7W)	4/0 (7W)	0.521 (13.23)	0.588 (14.95)	100	30 (13.6)	28 (711)	YELLOW	RED
QWSTF180	336.4 (18/1) 336.4 (26/7) 397.5 (18/1)	350 (19W) 3/0 (19W)		0.666 (16.91)	0.755 (19.19)	100	34 (15.5)	34 (864)	YELLOW	BROWN
QWSTF181	397.5 (24/7) 397.5 (26/7) 477 (18/1) 477 (24/7) 477 (26/7)	450 (19W) 477 (19W) 477 (37W) 500 (19W) 500 (37W) 556.5 (19W) 556.5 (37W)		0.756 (19.20)	0.858 (21.79)	50	54 (24.5)	36 (914)	YELLOW	RED

NOTES: All dimensions: inches (mm) unless otherwise noted.
AWAC is a registered trademark of Copperweld Co.
"C" indicates Compact stranding.
Add "NT" suffix for no tie tube (Pad). Example: QWSTF172NT.



ALUMINUM / STEEL
QWSTF

SIDE TIE FORMED WIRE QUIK-WRAP™ INSULATOR TIE “F-NECK” (CONTINUED)

QWSTF										
CATALOG NUMBER	NOMINAL CONDUCTOR SIZE			DIAMETER RANGE		PACKAGING PER BOX		APPLIED LENGTH	INSULATOR IDENT. MARK	CONDUCT. COLOR CODE
	ACSR	AAC	AAAC	MIN	MAX	UNITS	WT LBS (KG)			
5/8" Minimum Groove Radius										
QWSTF182	556.5 (18/1) 556.5 (24/7) 556.5 (26/7) 636 (18/1)	636 (37W) 700 (37W) 700 (61W)		0.859 (21.81)	0.968 (24.60)	50	36 (16.4)	37 (940)	YELLOW	BLUE
11/16" Minimum Groove Radius										
QWSTF183	636 (24/7) 636 (26/7) 715.5 (24/7) 795 (36/1) 795 (45/7) 795 (54/7)	795 (37W) 795 (61W)		0.969 (24.61)	1.096 (27.85)	50	39 (17.7)	39 (991)	YELLOW	GREEN
3/4" Minimum Groove Radius										
QWSTF184	795 (26/7) 954 (36/1) 954 (54/7) 1033.5 (45/7) 1033.5 (54/7)	954 (37W) 1033.5 (37W) 1033.5 (61W) 1113 (61W)		1.097 (27.86)	1.240 (31.50)	50	40 (18.2)	40 (1016)	YELLOW	YELLOW

NOTES: All dimensions: inches (mm) unless otherwise noted.
 AWAC is a registered trademark of Copperweld Co.
 "C" indicates Compact stranding.
 Add "NT" suffix for no tie tube (Pad). Example: QWSTF172NT.

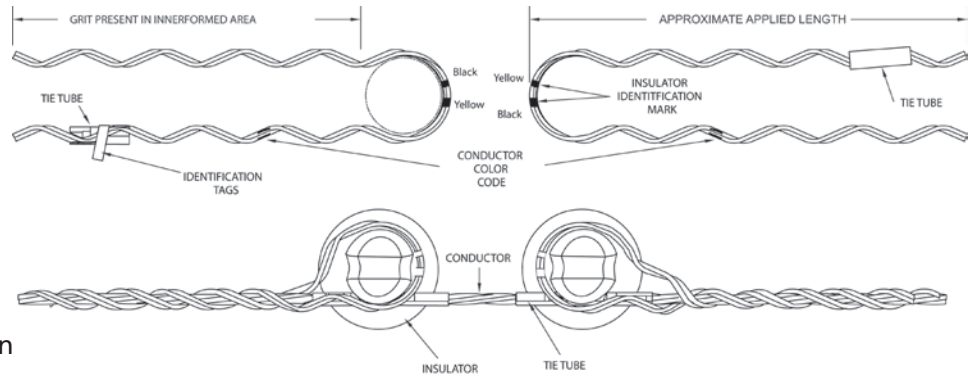
DOUBLE SIDE TIE FORMED WIRE INSULATOR TIE "C-NECK" & "F-NECK"

ALUMINUM / STEEL
LLDU4xxx

Double Side Ties are used on double arm construction in applications where the conductor is aligned to sit in the side groove of interchangeable headstyle insulators. This type of tie is typically for use in applications where the line angles are larger than double support ties. This series is for use on vertically mounted insulators (at double insulator locations) with line angles between (0°) zero degrees and (80°) eighty degrees with no more than a (40°) forty degree angle at each insulator.

Fargo LLDU series formed wire double support ties are designed for use with ACSR, AAC, AAAC, Compacted ACSR & AWAC®.

C-Neck (2-1/4" neck diameter)
& F-Neck (2-7/8" neck diameter)
interchangeable headstyle
insulators.



Recommended for use with ANSI
Class 55-2 Pin, 55-3 Pin, 55-4 Pin,
55-5 Pin, 57-1 Post, 57-2 Post, &
57-3 Post Insulators.

Note: Consult factory for information
on other applications.
Right hand lay standard.

LLDU4xxx

CATALOG NUMBER	NOMINAL CONDUCTOR SIZE			DIAMETER RANGE		PACKAGING PER BOX		APPROX. APPLIED LENGTH	INSULATOR IDENT. MARK	CONDUCT. COLOR CODE
	ACSR	AAC	AAAC	MIN	MAX	UNITS	WT LBS (KG)			
9/16" Minimum Groove Radius										
LLDU4152AS	#4 (6/1) #4 (7/1)	#3 (7W)	#4 (7W)	0.245 (6.23)	0.277 (7.05)	50	21 (9.5)	16 (406)	"C"-BLACK & "F"-YELLOW	ORANGE
LLDU4153AS		#2 (7W)	#3 (7W)	0.278 (7.06)	0.315 (8.00)	50	21 (9.5)	16 (406)	"C"-BLACK & "F"-YELLOW	PURPLE
LLDU4154AS	#2 (6/1) #2 (7/1) #1 (6/1)	#1 (7W) #1 (19W)	#2 (7W)	0.316 (8.03)	0.357 (9.08)	50	21 (9.5)	16 (406)	"C"-BLACK & "F"-YELLOW	RED
LLDU4155AS	1/0 (6/1)	1/0 (7W) 1/0 (19W)	1/0 (7W)	0.358 (9.09)	0.405 (10.30)	50	21 (9.5)	17 (432)	"C"-BLACK & "F"-YELLOW	YELLOW
LLDU4156AS	2/0 (6/1)	2/0 (7W) 2/0 (19W)	2/0 (7W)	0.406 (10.31)	0.459 (11.66)	50	21 (9.5)	18 (457)	"C"-BLACK & "F"-YELLOW	BLUE
LLDU4157AS	3/0 (6/1)	3/0 (7W) 3/0 (19W)	3/0 (7W)	0.460 (11.68)	0.520 (13.21)	50	36 (16.4)	19 (483)	"C"-BLACK & "F"-YELLOW	ORANGE
LLDU4158AS	4/0 (6/1)	4/0 (7W) 4/0 (19W) 266.8 (7W)	4/0 (7W)	0.521 (13.23)	0.588 (14.95)	50	36 (16.4)	19 (483)	"C"-BLACK & "F"-YELLOW	RED

NOTES: All dimensions: inches (mm) unless otherwise noted.
AWAC is a registered trademark of Copperweld Co.



ALUMINUM / STEEL
LLDU4xxx

DOUBLE SIDE TIE FORMED WIRE INSULATOR TIE "C-NECK" & "F-NECK" (CONTINUED)

LLDU4xxx										
CATALOG NUMBER	NOMINAL CONDUCTOR SIZE			DIAMETER RANGE		PACKAGING PER BOX		APPROX. APPLIED LENGTH	INSULATOR IDENT. MARK	CONDUCT. COLOR CODE
	ACSR	AAC	AAAC	MIN	MAX	UNITS	WT LBS (KG)			
9/16" Minimum Groove Radius (Continued)										
LLDU4159AS	266.8 (18/1) 266.8 (26/7)	266.8 (19W) 266.8 (37W) 336.4 (19W)		0.589 (14.96)	0.665 (16.89)	50	38 (17.3)	20 (508)	"C"-BLACK & "F"-YELLOW	PURPLE
LLDU4160AS	336.4 (18/1) 336.4 (26/7) 397.5 (18/1)	350 (19W) 397.5 (37W)		0.666 (16.92)	0.755 (19.18)	50	39 (17.7)	20 (508)	"C"-BLACK & "F"-YELLOW	BROWN
LLDU4161AS	397.5 (24/7) 397.5 (26/7) 477 (18/1) 477 (24/7) 477 (26/7)	450 (19W) 477 (19W) 477 (37W) 500 (19W) 500 (37W) 556.5 (19W) 556.5 (37W)		0.756 (19.20)	0.858 (21.79)	50	39 (17.7)	20 (508)	"C"-BLACK & "F"-YELLOW	RED
5/8" Minimum Groove Radius										
LLDU4162AS	556.5 (18/1) 556.5 (24/7) 556.5 (26/7) 636 (18/1)	636 (37W) 700 (37W) 700 (61W)		0.859 (21.81)	0.968 (24.60)	50	42 (19.1)	22 (762)	"C"-BLACK & "F"-YELLOW	BLUE
11/16" Minimum Groove Radius										
LLDU4163AS	636 (24/7) 636 (26/7) 715.5 (24/7) 795 (36/1) 795 (45/7) 795 (54/7)	795 (37W) 795 (61W)		0.969 (24.61)	1.096 (27.84)	50	44 (20.0)	24 (610)	"C"-BLACK & "F"-YELLOW	GREEN
3/4" Minimum Groove Radius										
LLDU4164AS	795 (26/7) 954 (36/1) 954 (54/7) 1033.5 (45/7)	954 (37W) 1033.5 937W) 1033.5 (61W) 1113 (61W)		1.097 (27.86)	1.240 (31.50)	50	44 (20.0)	24 (610)	"C"-BLACK & "F"-YELLOW	YELLOW

NOTES: All dimensions: inches (mm) unless otherwise noted.
AWAC is a registered trademark of Copperweld Co.

DOUBLE SIDE TIE FORMED WIRE INSULATOR TIE "J" NECK

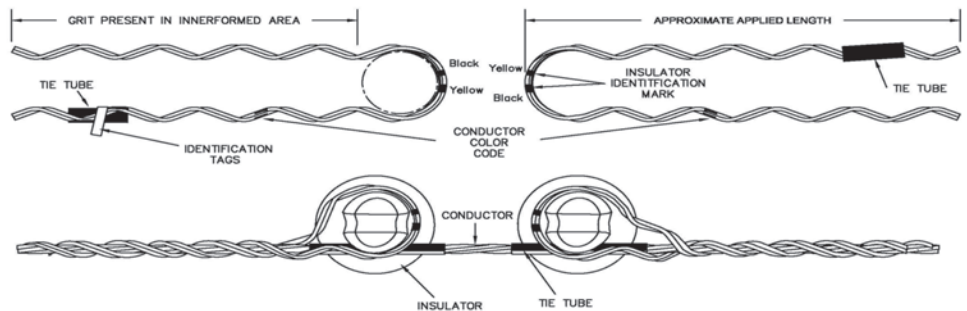
ALUMINUM / STEEL
LLDU5xxx

Double Side Ties are used on double arm construction in applications where the conductor is aligned to sit in the side groove of interchangeable headstyle insulators. This type of tie is typically for use in applications where the line angles are larger than double support ties. This series is for use on vertically mounted insulators (at double insulator locations) with line angles between (0°) zero degrees and (80°) eighty degrees with no more than a (40°) forty degree angle at each insulator.

Fargo LLDU series formed double support ties are designed for use with ACSR, AAC, AAAC, Compacted ACSR & AWAC®.

J-Neck (3-1/2" neck diameter) interchangeable headstyle insulators.

Recommended for use with ANSI Class 55-6 Single Skirt Pin, 55-7 Single Skirt Pin & 56-1 Double Skirt Pin Insulators.



Note: Consult factory for information on other applications. Right hand lay standard.

LLDU5xxx										
CATALOG NUMBER	NOMINAL CONDUCTOR SIZE			DIAMETER RANGE		PACKAGING PER BOX		APPROX. APPLIED LENGTH	INSULATOR IDENT. MARK	CONDUCT. COLOR CODE
	ACSR	AAC	AAAC	MIN.	MAX	UNITS	WT LBS (KG)			
9/16" Minimum Groove Radius										
LLDU5152AS	#4 (6/1) #4 (7/1)	#3 (7W)	#4 (7W)	0.245 (6.23)	0.277 (7.05)	50	24 (10.9)	19 (483)	GREEN	ORANGE
LLDU5154AS	#2 (6/1) #2 (7/1) #1 (6/1)	#1 (7W) #1 (19W)	#2 (7W)	0.316 (8.03)	0.357 (9.08)	50	27 (12.3)	22 (559)	GREEN	RED
LLDU5155AS	1/0 (6/1)	1/0 (7W) 1/0 (19W)	1/0 (7W)	0.358 (9.09)	0.405 (10.30)	50	26 (11.8)	21 (533)	GREEN	YELLOW
LLDU5156AS	2/0 (6/1)	2/0 (7W) 2/0 (19W)	2/0 (7W)	0.406 (10.31)	0.459 (11.66)	50	36 (16.4)	19 (483)	GREEN	BLUE
11/16" Minimum Groove Radius										
LLDU5163AS	636 (24/7) 636 (26/7) 715.5 (24/7) 795 (36/1) 795 (45/7) 795 (54/7)	795 (37W) 795 (61W)		0.969 (24.61)	1.096 (27.84)	50	43 (19.5)	23 (584)	GREEN	GREEN

NOTES: All dimensions: inches (mm) unless otherwise noted. AWAC is a registered trademark of Copperweld Co.



ALUMINUM ALLOY
LRO

SPOOL TIE FORMED WIRE SPOOL INSULATOR TIE

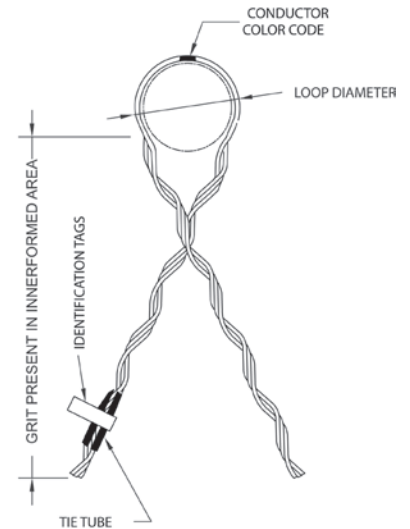
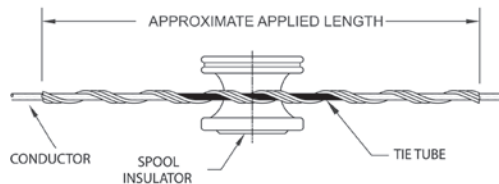
Spool Ties are used in applications where the spool insulator is mounted either horizontally or vertically and the conductor is aligned to sit in the groove of the insulator.

Fargo LRO series formed wire spool ties are designed for use with ACAR, ACSR, AAC, AAAC, Compacted ACSR, & AWAC®.

For 1-3/4" neck diameter interchangeable headstyle insulators.

Recommended for use with ANSI Class 53-1, 53-2 & 53-3 Spool Insulators.

Note: Consult factory for information on other applications.
Right hand lay standard.



LRO

CATALOG NUMBER	NOMINAL CONDUCTOR SIZE				DIAMETER RANGE		PACKAGING PER BOX		APPROX. APPLIED LENGTH	CONDUCT. COLOR CODE
	ACSR	AAC	AAAC	PLASTIC JACKETED	MIN.	MAX	UNITS	WT LBS (KG)		
LRO4006AS	#4 (6/1) #4 (7/1)	#3 (7W)	#4 (7W)	#6 (7W) 2/64s #6 Solid 3/64s #6 (6/1) 2/64s	0.245 (6.22)	0.277 (7.05)	100	16 (7.3)	19 (483)	ORANGE
LRO4010AS		#2 (7W)	#3 (7W)	#6 (6/1) 3/64s #4 Solid 3/64s #4 (6/1) 2/64s	0.278 (7.06)	0.315 (8.00)	100	17 (7.7)	21 (533)	PURPLE
LRO4012AS	#1 (6/1) #2 (6/1) #2 (7/1)	#1 (7W) #1 (19W)	#2 (7W)	#4 (6/1) 3/64s #4 (7/1) 3/64s #2 (7W) 3/64s	0.316 (8.03)	0.357 (9.08)	100	23 (10.5)	24 (610)	RED
LRO4018AS	1/0 (6/1)	1/0 (7W) 1/0 (19W)	1/0 (7W)	#3 (7W) 4/64s #2 (7W) 3/64s #4 (7W) 5/65s	0.358 (9.09)	0.405 (10.29)	100	24 (10.9)	26 (660)	YELLOW
LRO4020AS	2/0 (6/1)	2/0 (7W) 2/0 (19W)	2/0 (7W)	#2 (6/1) 3/64s #2 (7W) 4/64s #1 (7W) 4/64s	0.406 (10.31)	0.459 (11.67)	100	28 (12.7)	28 (711)	BLUE

NOTES: All dimensions: inches (mm) unless otherwise noted.
AWAC is a registered trademark of Copperweld Co.
Add "NT" suffix for no tie tube (Pad). Example: LRO4018ASNT.



**SPOOL TIE
FORMED WIRE
SPOOL INSULATOR TIE
(CONTINUED)**

ALUMINUM ALLOY
LRO

LRO

CATALOG NUMBER	NOMINAL CONDUCTOR SIZE				DIAMETER RANGE		PACKAGING PER BOX		APPROX. APPLIED LENGTH	CONDUCT. COLOR CODE
	ACSR	AAC	AAAC	PLASTIC JACKETED	MIN.	MAX	UNITS	WT LBS (KG)		
LRO4022AS	3/0 (6/1)	3/0 (7W) 3/0 (19W)	3/0 (7W)	#4 (7W) 8/64s #1 (6/1) 4/64s #1 (7W) 5/64s #1 (19W) 5/64s 1/0 (7W) 4/64s	0.460 (11.68)	0.520 (13.21)	100	32 (14.5)	31 (787)	ORANGE
LRO4024AS	4/0 (6/1)	4/0 (7W) 4/0 (19W) 266.8 (7W)	4/0 (7W)	1/0 (6/1) 4/64s 1/0 (7W) 5/64s 2/0 (7W) 4/64s 1/0 (6/1) 5/64s	0.521 (13.23)	0.588 (14.94)	50	18 (457)	32 (813)	RED
LRO4025AS	266.8 (18/1) 266.8 (26/7)	266.8 (19W) 266.8 (37W) 336.4 (19W)		3/0 (7W) 4/64s 3/0 (19W) 4/64s 3/0 (6/1) 4/64s 4/0 (7W) 4/64s 4/0 (19W) 4/64s 3/0 (6/1) 5/64s	0.589 (14.96)	0.665 (16.89)	50	19 (8.6)	23 (584)	PURPLE
LRO4027AS	336.4 (18/1) 336.4 (26/7) 397.5 (18/1)	350 (19W) 397.5 (19W)		4/0 (7W) 5/64s 3/0 (6/1) 6/64s 4/0 (6/1) 5/64s 266.8 (19W) 5/64s	0.666 (16.91)	0.755 (19.18)	50	24 (10.9)	25 (635)	BROWN
LRO4030AS	397.5 (24/7) 397.5 (26/7) 477 (18/1) 477 (24/7) 477 (26/7)	450 (19W) 477 (19W) 477 (37W) 500 (19W) 500 (37W) 556.5 (19W) 556.5 (37W)		266.8 (18/1) 5/64s 336.4 (19W) 4/64s 336.4 (37W) 6/64s	0.756 (19.20)	0.858 (21.80)	50	25 (11.4)	26 (660)	RED
LRO4031AS	556.5 (18/1) 556.5 (24/7) 556.5 (26/7) 636 (18/1)	636 (37W) 700 (19W) 700 (37W)		350 (37W) 6/64s 336.4 (19W) 8/64s 450 (37W) 5/64s 477 (37W) 5/64s	0.859 (21.81)	0.968 (24.60)	50	26 (11.8)	28 (711)	BLUE

NOTES: All dimensions: inches (mm) unless otherwise noted.
 AWAC is a registered trademark of Copperweld Co.
 Add "NT" suffix for no tie tube (Pad). Example: LRO4018ASNT.



ALUMINUM ALLOY
QWSP

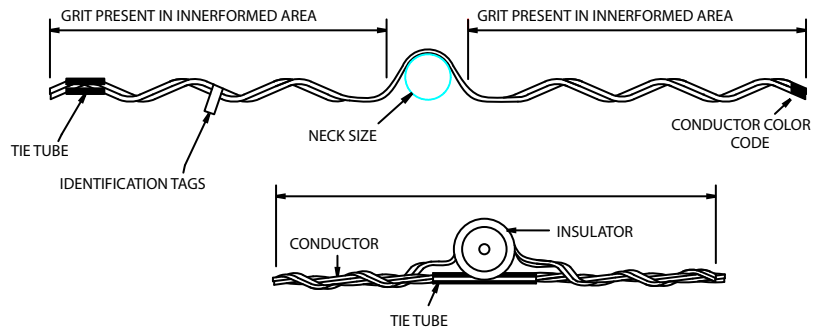
SPOOL TIE FORMED WIRE QUIK-WRAP™ SPOOL INSULATOR TIE

QUIK-WRAP™ Spool Ties are used in applications where the spool insulator is mounted either horizontally or vertically and the conductor is aligned to sit in the groove of the insulator.

Fargo QWSP series formed wire spool ties are designed for use with ACAR, ACSR, AAC, AAAC, Compacted ACSR & AWAC®.

For 1-3/4" neck diameter interchangeable headstyle insulators per ANSI Classes 53-1, 53-2, 53-3.

Note: Consult factory for information on other applications.
Right hand lay standard.



QWSP

CATALOG NUMBER	NOMINAL CONDUCTOR SIZE				DIAMETER RANGE		PACKAGING PER BOX		APPROX. APPLIED LENGTH	CONDUCT. COLOR CODE
	ACSR	AAC	AAAC	PLASTIC JACKETED	MIN.	MAX	UNITS	WT LBS (KG)		
QWSP4372	#4 (6/1) #4 (7/1)	#4 (7W)	#4 (7W)	#6 (7W) 2/64s #6 Solid 3/64s #6 (6/1) 2/64s	0.245 (6.22)	0.277 (7.05)	100	16 (7.3)	19 (483)	ORANGE
QWSP4374	#1 (6/1) #2 (6/1) #2 (7/1)	#2 (7W)	#2 (7W)	#4 (6/1) 3/64s #4 (7/1) 3/64s #4 (7W) 3/64s	0.316 (8.03)	0.357 (9.08)	100	23 (10.5)	24 (610)	RED
QWSP4375	1/0 (6/1)	1/0 (7W)	1/0 (7W)	#3 (7W) 4/64s #2 (7W) 3/64s #4 (7W) 5/65s	0.358 (9.09)	0.405 (10.29)	100	24 (10.9)	26 (660)	YELLOW
QWSP4376	2/0 (6/1)	2/0 (7W)	2/0 (7W)	#2 (6/1) 3/64s #2 (7W) 4/64s #1 (7W) 4/64s	0.406 (10.31)	0.459 (11.67)	100	28 (12.7)	28 (711)	BLUE
QWSP4377	3/0 (6/1)	3/0 (7W) 3/0 (19W)	3/0 (7W)	#4 (7W) 8/64s #1 (6/1) 4/64s #1 (7W) 5/64s #1 (19W) 5/64s 1/0 (7W) 4/64s	0.460 (11.68)	0.520 (13.21)	100	32 (14.5)	31 (787)	ORANGE

NOTES: All dimensions: inches (mm) unless otherwise noted.
AWAC is a registered trademark of Copperweld Co.
Add "NT" suffix for no tie tube (Pad). Example: QWSP4372NT.

ALUMINUM ALLOY
QWSP

SPOOL TIE FORMED WIRE QUIK-WRAP™ SPOOL INSULATOR TIE (CONTINUED)

QWSP

CATALOG NUMBER	NOMINAL CONDUCTOR SIZE				DIAMETER RANGE		PACKAGING PER BOX		APPROX. APPLIED LENGTH	CONDUCT. COLOR CODE
	ACSR	AAC	AAAC	PLASTIC JACKETED	MIN.	MAX	UNITS	WT LBS (KG)		
QWSP4378	4/0 (6/1)	4/0 (7W)	4/0 (7W)	1/0 (6/1) 4/64s 1/0 (7W) 5/64s 2/0 (7W) 4/64s 1/0 (6/1) 5/64s	0.521 (13.23)	0.588 (14.94)	50	18 (457)	32 (813)	RED
QWSP4380	336.4 (18/1) 336.4 (26/7) 397.5 (18/1)	350 (19W) 397.5 (19W)		4/0 (7W) 5/64s 3/0 (6/1) 6/64s 4/0 (6/1) 5/64s 266.8 (19W) 5/64s	0.666 (16.91)	0.755 (19.18)	50	24 (10.9)	25 (635)	BROWN
QWSP4381	477 (18/1) 477 (24/7)	477 (19W) 477 (37W) 556.5 (19W)	477 (19W) 477 (37W) 556.5 (19W)	266.8 (18/1) 5/64s 336.4 (19W) 4/64s 336.4 (37W) 6/64s	0.756 (19.20)	0.858 (21.80)	50	25 (11.4)	32 (813)	RED

NOTES: All dimensions: inches (mm) unless otherwise noted.
 AWAC is a registered trademark of Copperweld Co.
 Add "NT" suffix for no tie tube (Pad). Example: QWSP4372NT.

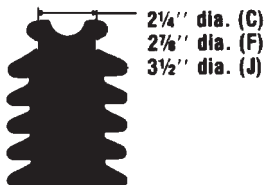


SUPER TOP-TIE LINE TIES FOR PIN, POST AND SPOOL INSULATORS


ALUMINUM / STEEL
STT

Made of aluminum-clad steel compatible with aluminum, aluminum-alloy and ACSR conductors in the top grooves of vertical-mounted *ANSI C, F, J and many non-standard pin and post insulators (single- or double-support) or on *ANSI 53-2 spool insulators (horizontal or vertical).

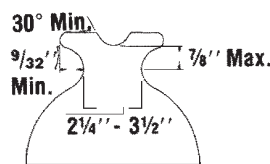
High-density polyethylene hooks provide the wide application range and ensure proper installation. If used over armor rods (not required), select tie size based on total conductor/armor diameter. Semiconductor-rubber pad and high-density polyethylene on loops protect against abrasion of insulator, conductor and tie. Fit is resilient and provides superior performance under galloping and aeolian vibration. Install by hand or with hot-line tools.



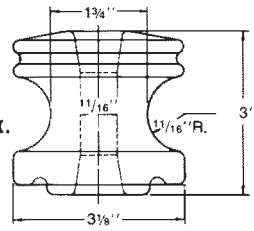
**POST
INSULATOR**



**PIN
INSULATOR**



**NON-STANDARD
INSULATOR**



**ANSI 53-2
SPOOL**

*Super Top-Tie STT10 - STT130 also fit many foreign or reclaimed pin and post insulators with neck sizes 2-1/4" - 3-1/2". Consult Hubbell Power Systems, Inc. for use on pins and posts outside these dimensions.

STT

CATALOG NUMBER	ALUMINUM-TYPE CONDUCTORS, TYPICAL SIZES			DIAMETER RANGE INCHES (MM)		STD. PKG.	WT PER 100 LBS (KG)	CONDUCT. COLOR CODE
	ACSR	AAC	AAAC	MIN	MAX			
STT10	#6 (6/1)	#6 (7W)	#6 (7W)	0.184 (4.67)	0.220 (5.59)	50	28 (12.7)	NONE
STT20	#4 (6/1)	#4 (7W)	#4 (7W)	0.221 (5.61)	0.257 (6.53)	50	28 (12.7)	ORANGE
STT40	#2 (6/1)	#2 (7W)	#2 (7W)	0.290 (7.37)	0.325 (8.26)	50	28 (12.7)	RED
STT50	#1 (6/1)	#1 (7W)	#1 (7W)	0.326 (8.28)	0.360 (9.14)	50	28 (12.7)	GRAY
STT60	1/0 (6/1)	1/0 (7W)	1/0 (7W)	0.361 (9.17)	0.409 (10.39)	50	32 (14.5)	YELLOW
STT70	2/0 (6/1)	2/0 (7W)	2/0 (7W)	0.410 (10.41)	0.460 (11.68)	50	32 (14.5)	BLUE
STT80	3/0 (6/1)	3/0 (7W)	3/0 (7W)	0.461 (11.71)	0.516 (13.11)	50	32 (14.5)	BLACK
STT90	4/0 (6/1)	4/0 (7W)	4/0 (7W)	0.517 (13.13)	0.584 (14.83)	50	32 (14.5)	PINK
STT100	266.8 (18/1)	266.8 (19W)	266.8 (19W)	0.585 (14.86)	0.664 (16.87)	50	32 (14.5)	GREEN
STT110	336.4 (18/1)	336.4 (19W)	336.4 (19W)	0.665 (16.89)	0.755 (19.18)	50	40 (18.1)	BROWN
STT120	477 (18/1)	477 (19W)	477 (19W)	0.756 (19.20)	0.859 (21.82)	50	40 (18.1)	VIOLET
STT130	556.5 (18/1)	636 (37W)	556.5 (19W)	0.860 (21.84)	0.977 (24.82)	50	40 (18.1)	GOLD

- LEFT-HAND LAY STANDARD
- Applied Length: 29" - 48" (Depends on insulator make and conductor size).
 - Strength: Exceeds Rule 261E.2 (A) of National Electrical Safety Code.
 - RUS accepted.

FORMED WIRE COMPOSITE CABLE RISER TIE

COMPOSITE TIE
GJ85 / 86

Designed for use as vertical support for cable risers on jacketed conductors.

Made from non-conductive, 3/8" diameter PVC.

Tie can be easily installed at any point on a cable thanks to the side-opening feature inherent in the design. No need to thread the conductor.

The long bearing surface provides for a uniform holding strength.

Typical holding strength on 4/0 insulated conductor is 350 pounds (160 kg).

Ties are color-coded for each conductor range.

Ties are designed for use with a maximum hardware diameter of 1/2 inch (13mm).



GJ856



GJ8568

GJ85 / 86

CATALOG NUMBER	CABLE RANGE INCHES (MM)		OVERALL LENGTH	WEIGHT LBS (KG)	COLOR CODE
	MIN	MAX			
GJ851	0.25 (6.35)	0.40 (10.16)	14 (355.60)	.21 (.10)	WHITE
GJ852	0.40 (10.16)	0.56 (14.22)	14 (355.60)	.22 (.10)	GREEN
GJ853	0.56 (14.22)	0.72 (18.29)	14 (355.60)	.23 (.10)	BLUE
GJ854	0.72 (18.29)	0.92 (23.37)	14 (355.60)	.28 (.13)	ORANGE
GJ855	0.92 (23.37)	1.13 (28.70)	14 (355.60)	.31 (.14)	RED
GJ856	1.13 (28.70)	1.50 (38.10)	15 (381.00)	.34 (.15)	BLACK
GJ857	1.50 (38.10)	1.80 (45.72)	16 (406.40)	.37 (.17)	PINK
GJ858	1.81 (45.97)	2.10 (53.34)	16 (406.40)	.38 (.17)	YELLOW
GJ859	2.00 (50.80)	2.60 (66.04)	16 (406.40)	.39 (.18)	GRAY
GJ860	2.50 (63.50)	3.10 (78.74)	17 (431.80)	.57 (.26)	BLACK
GJ861	3.00 (76.20)	3.60 (91.44)	17 (431.80)	.71 (.32)	WHITE

All dimensions: inches (mm) unless otherwise noted.
Add suffix "8" for aluminum mounting bracket. Example: GJ8528



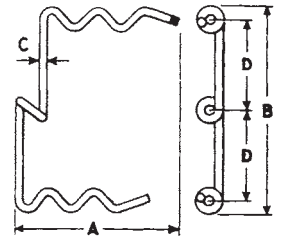

COMPOSITE TIE
GS900

FORMED WIRE COMPOSITE SPACER TIE

Designed to maintain the between conductor spacing on long spans, compensate for lines where sag has been lost, and hold conductors apart protecting them from flash-overs due to contacts caused by wind or ice where the conductor covering is worn or loose, The one piece factory formed design provides ease of installation and neat appearance with a firm positive grip on the conductor.

- Rigid black poly-vinyl chloride is completely non-conductive.
- Non-conductive to provide a safely installed, track-resistant spacer.
- Dielectric strength of 100 volts/mil assures long life as a spacer on all secondary construction.
- Tensile strength of 5800 psi to provide positive mechanical spacing under all but the most extreme conditions.
- No tools required for installation.
- The one piece, light weight design provides for easy handling by construction and repair crews.

Material: Rigid PVC



GS900

CATALOG NUMBER	DIAMETER RANGE INCHES (MM)		CONDUCTOR SPACING INCHES (MM)	APPROX. DIMENSIONS INCHES (MM)				WT PER 100 LBS (KG)	COLOR CODE
	MIN	MAX		A	B	C	D		
GS921	0.162 (3.21)	0.398 (10.13)	6" (152.70)	8 1/2 (216.33)	12 3/4 (324.49)	3/8 (9.54)	6 (152.70)	.20 (.09)	WHITE
GS922	0.257 (6.54)	0.523 (13.31)	6" (152.70)	8 1/2 (216.33)	12 7/8 (327.80)	3/8 (9.54)	6 (152.70)	.22 (.10)	BLACK
GS923	0.414 (10.54)	0.644 (16.39)	6" (152.70)	8 1/2 (216.33)	13 (330.85)	3/8 (9.54)	6 (152.70)	.24 (.11)	RED
GS931	0.162 (3.21)	0.398 (10.13)	8" (203.60)	8 1/2 (216.33)	16 3/4 (426.29)	3/8 (9.54)	8 (203.60)	.23 (.10)	WHITE
GS932	0.257 (6.54)	0.523 (13.31)	8" (203.60)	8 1/2 (216.33)	16 7/8 (429.60)	3/8 (9.54)	8 (203.60)	.23 (.10)	BLACK
GS933	0.414 (10.54)	0.644 (16.39)	8" (203.60)	8 1/2 (216.33)	17 (432.65)	3/8 (9.54)	8 (203.60)	.26 (.12)	RED
GS934	0.522 (13.28)	0.770 (19.60)	8" (203.60)	9 (229.05)	17 1/4 (439.01)	1/2 (12.73)	8 (203.60)	.28 (.13)	GREEN
GS935	0.724 (18.43)	1.030 (26.21)	8" (203.60)	9 (229.05)	17 1/2 (445.38)	1/2 (12.73)	8 (203.60)	.28 (.13)	YELLOW
GS936	0.997 (25.37)	12.75 (32.45)	8" (203.60)	9 (229.05)	17 3/4 (451.74)	1/2 (12.73)	8 (203.60)	.28 (.13)	ORANGE
GS951	0.162 (3.21)	0.398 (10.13)	12" (305.40)	8 1/2 (216.33)	24 3/4 (629.89)	3/8 (9.54)	12 (305.40)	.30 (.14)	WHITE
GS952	0.257 (6.54)	0.523 (13.31)	12" (305.40)	8 1/2 (216.33)	24 7/8 (533.20)	3/8 (9.54)	12 (305.40)	.30 (.14)	BLACK
GS953	0.414 (10.54)	0.644 (16.39)	12" (305.40)	8 1/2 (216.33)	25 (636.25)	3/8 (9.54)	12 (305.40)	.30 (.14)	RED

FORMED WIRE COMPOSITE TOP TIE

COMPOSITE TIE
GJ600

Designed for uniform, resistive conductive attachment of covered conductors to pin or spool type insulators.



- Factory formed from composite rod with a resistive conductive outer layer over a rigid PVC core, the installed ties prevent generation of radio and television interference.
- Uniform holding power is provided at each attachment.
- Ties are designed for installation directly on covered conductors eliminating the need for skinning.
- Long bearing area on conductor provides a vibration dampening effect.

Material: Non-conductive rigid PVC core
Semi-conductive composite cover

GJ600						
CATALOG NUMBER	DIMENSIONS INCHES (MM)		WT LB (KG)	COLOR CODE		
	INSULATOR THROAT DIAMETER	CABLE RANGE O.D. INCHES				
		MIN				MAX
GJ601FC	"C" Neck 2 1/8 - 2 3/4 (54.08 - 69.99)	0.250 (6.36)	0.406 (10.33)	.31 (.14)	WHITE	
GJ602FC		0.407 (10.36)	0.561 (14.28)	.32 (.15)	GREEN	
GJ603FC		0.562 (14.30)	0.717 (18.25)	.33 (.15)	BLUE	
GJ604FC		0.718 (18.27)	0.919 (23.39)	.38 (.17)	ORANGE	
GJ605FC		0.920 (23.41)	1.125 (28.63)	.40 (.18)	RED	
GJ611FC	"F" Neck 2 3/4 - 3 3/8 (69.99 - 85.89)	0.250 (6.36)	0.406 (10.33)	.33 (.15)	WHITE	
GJ612FC		0.407 (10.36)	0.561 (14.28)	.37 (.17)	GREEN	
GJ613FC		0.562 (14.30)	.717 (18.25)	.37 (.17)	BLUE	
GJ614FC		0.718 (18.27)	.919 (23.39)	.37 (.17)	ORANGE	
GJ615FC		0.920 (23.41)	1.125 (28.63)	.46 (.21)	RED	
GJ616FC		1.26 (28.66)	1.500 (38.18)	.48 (.22)	BLACK	

GJ600						
CATALOG NUMBER	DIMENSIONS INCHES (MM)		WT LB (KG)	COLOR CODE		
	INSULATOR THROAT DIAMETER	CABLE RANGE O.D. INCHES				
		MIN				MAX
GJ621FC	"J" Neck 3 3/8 - 4 (85.89 - 101.80)	0.250 (6.36)	0.406 (10.33)	.32 (.15)	WHITE	
GJ623FC		0.562 (14.30)	0.717 (18.25)	.33 (.14)	BLUE	
GJ624FC		0.718 (18.27)	0.919 (23.39)	.38 (.17)	ORANGE	
GJ625FC		0.920 (23.41)	1.125 (28.63)	.40 (.18)	RED	
GJ632FC		0.407 (10.36)	0.561 (14.28)	.33 (.15)	GREEN	
GJ633FC	"K" Neck 4 - 4 5/8 (101.80 - 117.71)	0.562 (14.30)	.717 (18.25)	.38 (.17)	BLUE	
GJ634FC		0.718 (18.27)	.919 (23.39)	.44 (.20)	ORANGE	
GJ635FC		0.920 (23.41)	1.125 (28.63)	.48 (.22)	RED	
GJ636FC		1.26 (28.66)	1.500 (38.18)	.56 (.25)	BLACK	

Overall length - 26 inches

NOTE: Yellow color coded end identifies composite ties.



COMPOSITE TIE
GJ800/810

FORMED WIRE COMPOSITE DOUBLE PIN TIE



- Designed for use at intersections or slight angles where space or double arm construction does not permit use of the straight tie.
- Secures the conductor in position to the insulator for through or continuous run applications.
- Recommended for use with non-radio-free insulators for all system voltages, particularly above 5kV.
- Semi-conductive surface provides uniform electric field around attachment point, eliminating voltage concentrations and preventing TV/Radio interference.
- Long tie design provides a vibration dampening effect.

Material: Non-conductive rigid PVC core
Semi-conductive composite cover

GJ800/810						
CATALOG NUMBER	INSULATOR THROAT DIAMETER INCHES (MM)	CABLE RANGE O.D. INCHES (MM)		OVERALL LENGTH INCHES (MM)	WT. LBS (KG)	COLOR CODE
		MIN	MAX			
GJ801FC	"C" Neck 2 1/8 - 2 3/4 (54.08 - 69.99)	0.250 (6.36)	0.406 (10.33)	13" (330.85)	.31 (.14)	WHITE
GJ802FC		0.407 (10.36)	0.561 (14.28)		.33 (.15)	GREEN
GJ804FC		0.718 (18.27)	0.919 (23.39)		.37 (.17)	ORANGE
GJ811FC	"F" Neck 2 3/4 - 3 3/8 (69.99 - 85.89)	0.250 (6.36)	0.406 (10.33)	13 1/4" (337.21)	.34 (.15)	WHITE
GJ812FC		0.407 (10.368)	0.561 (14.28)		.35 (.16)	GREEN
GJ813FC		0.562 (14.30)	0.717 (18.25)		.36 (.16)	BLUE
GJ814FC		0.718 (18.27)	0.919 (23.39)		.40 (.18)	ORANGE
GJ815FC		0.920 (23.41)	1.125 (28.63)		.43 (.20)	RED
GJ816FC		1.26 (28.66)	1.500 (38.18)		.50 (.23)	BLACK

NOTE: Yellow color coded end identifies composite ties.

FORMED WIRE COMPOSITE SIDE TIE

COMPOSITE TIE
GJ600/700

- For attachment of covered connections to pin or spool type.
- Semi-conductive tie surface provides uniform electric field around attachment point, elimination voltage concentrations, preventing TV/Radio interference.
- Long tie design provides vibration dampening effect.



FIGURE 1



FIGURE 2

Material: Non-conductive rigid PVC cone
Semi-conductive composite covering

GJ600/700		FIGURE 1			
CATALOG NUMBER	INSULATOR THROAT DIAMETER	DIMENSIONS INCHES (MM)		WT LB (KG)	COLOR CODE
		CABLE RANGE O.D. INCHES			
		MIN	MAX		
GJ651FC	"C" Neck 2-1/8 - 2-3/4 (54.08 - 69.99)	0.250 (6.36)	0.406 (10.33)	.28 (.13)	WHITE
GJ652FC		0.407 (10.36)	0.561 (14.28)	.28 (.13)	GREEN
GJ653FC		0.562 (14.30)	0.717 (18.25)	.30 (.14)	BLUE
GJ654FC		0.718 (18.27)	0.919 (23.39)	.32 (.15)	ORANGE
GJ655FC		0.920 (23.41)	1.125 (28.63)	.34 (.16)	RED
GJ662FC	"F" Neck 2-3/4 - 3-3/8 (69.99 - 85.89)	0.407 (10.36)	0.561 (14.28)	.29 (.13)	GREEN
GJ663FC		0.562 (14.30)	.717 (18.25)	.32 (.15)	BLUE
GJ664FC		0.718 (18.27)	.919 (23.39)	.34 (.16)	ORANGE
GJ665FC		0.920 (23.41)	1.125 (28.63)	.39 (.18)	RED
GJ666FC		1.26 (28.66)	1.500 (38.18)	.39 (.18)	BLACK
GJ672FC	"J" Neck 3-3/8 - 4 (85.89 - 101.80)	0.407 (10.36)	0.561 (14.28)	.30 (.14)	GREEN
GJ682FC	"K" Neck 4 - 4-5/8 (101.80 - 117.71)	0.407 (10.36)	0.561 (14.28)	.34 (.16)	GREEN
GJ683FC		0.552 (14.30)	.717 (18.25)	.36 (.16)	BLUE
GJ684FC		0.718 (18.27)	.919 (23.39)	.39 (.16)	ORANGE
GJ685FC		0.920 (23.41)	1.125 (28.63)	.36 (.16)	RED
GJ686FC		1.26 (28.66)	1.500 (38.18)	.43 (.20)	BLACK


GJ600/700		FIGURE 2			
CATALOG NUMBER	INSULATOR THROAT DIAMETER	DIMENSIONS INCHES (MM)		WT LB (KG)	COLOR CODE
		CABLE RANGE O.D. INCHES			
		MIN	MAX		
GJ751FC	"C" Neck 2-1/8 - 2-3/4 (54.08 - 69.99)	0.250 (6.36)	0.406 (10.33)	.28 (.13)	WHITE
GJ753FC		0.562 (14.30)	0.717 (18.25)	.28 (.13)	BLUE
GJ754FC		0.718 (18.27)	0.919 (23.39)	.30 (.14)	ORANGE
GJ762FC	"F" Neck 2-3/4 - 3-3/8 (69.99 - 85.89)	0.407 (10.36)	0.561 (14.28)	.32 (.15)	GREEN
GJ763FC		0.562 (14.30)	.717 (18.25)	.34 (.16)	BLUE
GJ764FC		0.718 (18.27)	.919 (23.39)	.29 (.13)	ORANGE
GJ765FC		0.920 (23.41)	1.125 (28.63)	.32 (.15)	RED
GJ766FC		1.26 (28.66)	1.500 (38.18)	.34 (.16)	BLACK
GJ784FC	"K" Neck 4 - 4-5/8 (101.80 - 117.71)	0.718 (18.27)	.919 (23.39)	.39 (.18)	ORANGE
GJ785FC		0.920 (23.41)	1.125 (28.63)	.39 (.18)	RED

Overall length - 25 inches



TIES FOR T2 CONDUCTOR FORMED WIRE VARIOUS INSULATOR TIES

Fargo formed wire ties are designed for use with ACSR, AAC, AAAC, Compacted ACSR, Compacted AAC & AWAC®.



T2 CONDUCTORS	DISTRIBUTION (TOP) TIES	DOUBLE SUPPORT (TOP) TIES	SIDE TIES	DOUBLE SIDE TIES	SPOOL TIES	QUIK-WRAP™ SPOOL TIES
2 x #4 (6/1) ACSR (7/1) ACSR (7W) AAC/AAAAC	LDIC4006AS LDIF4506AS	LDID0020 (C&F) LDID2020 (J)	LLAF4556AS	LLDU4156AS (C&F) LLDU516AS (J)	LRO4020AS	QWSP4376
2 x #3 (6/1) ACSR	LDIC4007AS LDIF4507AS	LDID0030 (C&F) LDID2030 (J)	LLAC4057AS LLAF4557AS	LLDU4157AS (C&F)	LRO4022AS	QWSP4376
2 x #2 (6/1) ACSR (7/1) ACSR (7W) AAC/AAAAC	LDIC4008AS LDIF4508AS	LDID0040 (C&F) LDID2040 (J)	LLAC4058AS LLAF4558AS	LLDU4158AS (C&F)	LRO4024AS	----
2 x #1 (7W) AAAAC	LDIC4009AS LDIF4509AS LDIJ4609AS	LDID0266 (C&F) LDID2266 (J)	LLAF4559AS	LLDU4159AS (C&F)	LRO4025AS	QWSP4378
2 x 1/0 (6/1) ACSR (7W) AAC/AAAAC	LDIC4010AS LDIF4510AS LDIJ4610AS	LDID0336 (C&F) LDID2336 (J)	LLAC4060AS LLAF4560AS	LLDU4160AS (C&F)	LRO4027AS	----
2 x 2/0 (6/1) ACSR (7W) AAC/AAAAC	LDIC4011AS LDIF4511AS LDIJ4611AS	LDID0477 (C&F) LDID2477 (J)	LLAC4061AS LLAF4561AS	LLDU4161AS (C&F)	LRO4030AS	----
2 x 3/0 (6/1) ACSR (7W) AAC/AAAAC	LDIC4012AS LDIF4512AS LDIJ4612AS	LDID0556 (C&F) LDID2556 (J)	LLAC4062AS LLAF4562AS	LLDU4162AS (C&F)	LRO4031AS	QWSP4381
2 x 4/0 (6/1) ACSR	LDIC4012AS LDIF4512AS LDIJ4612AS	LDID0556 (C&F) LDID2556 (J)	LLAF4563AS	LLDU4162AS (C&F)	LRO4031AS	----
2 x 266.8 (18/1) ACSR (26/7) ACSR	LDIC4013AS LDIF4513AS	LDID0795 (C&F) LDID2795 (J)	LLAF4563AS	LLDU4163AS (C&F) LLDU5163AS (J)	**	**
2 x 336.4 (18/1) ACSR	LDIC4013AS LDIF4513AS	LDID0795 (C&F) LDID2795 (J)	----	LLDU4163AS (C&F) LLDU5163AS (J)	**	**
2 x 336.4 (26/7) ACSR	LDIC4014AS LDIF4514AS	LDID0795 (C&F) LDID2795 (J)	----	LLDU4164AS (C&F)	**	**
2 x 397.5 (19W) AAC	LDIC4014AS LDIF4514AS	LDID0795 (C&F) LDID2795 (J)	----	LLDU4164AS (C&F)	**	**

** Insulator groove too small for these sizes of T2



Galvanized Steel Guy Wire Deadends FWDE Cross Reference January, 2014

Size	HPS	PLP	Dulmison	Alcoa	Helical	Helix	Color Code
3/16"	FWDE1102	GDE-1102	SGG-0470	GYDEGB047	HG205 3/16	40101	Red
7/32"	FWDE1103	GDE-1103	SGG-0550	GYDEGB055	HG206 7/32	40151	Green
1/4"	FWDE1104	GDE-1104	SGG-0610	GYDEGB061	HG207 1/4	40201	Yellow
5/16"	FWDE1106	GDE-1106	SGG-0790	GYDEGB079	HG209 5/16	40301	Black
3/8"	FWDE1107	GDE-1107	SGG-0915	GYDEGB091	HG210 3/8	40351	Orange
7/16"	FWDE1108	GDE-1108	SGG-1105	GYDEGB110	HG211 7/16	40401	Green
1/2"	FWDE2115	BG-2115	SGG-1255	GYDEGB125	-----	40451	Blue
9/16"	FWDE2116	BG-2116	SGG-1435	GYDEGB143	-----	-----	Yellow



Bezinal® Guy Wire Deadends BDE Cross Reference January, 2014

Size	HPS	PLP	Dulmison	Alcoa	Helical	Helix	Color Code
3/16"	BDE9102	BDE-9102	---	---	---	---	Red
1/4"	BDE9104	BDE-9104	---	---	---	---	Yellow
5/16"	BDE9106	BDE-9106	---	---	---	---	Black
3/8"	BDE9107	BDE-9107	---	---	---	---	Orange
7/16"	BDE9108	BDE-9108	---	---	---	---	Green



Aluminum Clad Steel Guy Wire Deadends

AWDE Cross Reference

September, 2011

Size	HPS	PLP	Dulmison	Alcoa	Helical	Color Code
6M	AWDE4110	AWDE4110	AWGG 0600	GYDEAW060	HG517 6M	Yellow
8M	AWDE4113	AWDE4113	AWGG 0685	GYDEAW068	HG519 8M	Blue
10M	AWDE4116	AWDE4116	AWGG 0770	GYDEAW077	HG521 10M	Black
12.5M	AWDE4119	AWDE4119	AWGG 0870	GYDEAW087	HG523 12.5M	Yellow
14M	AWDE4120	AWDE4120	AWGG 0905	GYDEAW090	HG524 14M	Blue
16M	AWDE4122	AWDE4122	AWGG 0965	GYDEAW096	HG525 16M	Orange
18M	AWDE4124	AWDE4124	AWGG 1040	GYDEAW104	HG526 18M	Black
7#7	AWDE4125	AWDE4125	AWGG 1085	GYDEAW112	HG528 20M	Green
20M	AWDE4126	AWDE4126	AWGG 1125	GYDEAW112	HG528 20M	Yellow
7#6	AWDE4128	AWDE4128	AWGG 1205	GYDEAW120	HG530 7#6	Blue
25M	AWDE4130	AWDE4130	AWGG 1310	GYDEAW131	HG531 25M	Red
7#5	AWDE4131	AWDE4131	AWGG 1365	GYDEAW136	HG532 7#5	Yellow



Galvanized Steel Guy Wire Splices FWLS Cross Reference January, 2014

Size	HPS	PLP	Dulmison	Alcoa	Helical	Helix	Color Code
3/16"	FWLS2102	GLS-2102	SGS-0470	---	HS305 3/16	50100	Red
7/32"	FWLS2103	GLS-2103	SGS-0550	---	HS306 7/32	50150	Green
1/4"	FWLS2104	GLS-2104	SGS-0610	---	HS307 1/4	50200	Yellow
9/32"	FWLS2105	GLS-2105	SGS-0710	---	HS308 9/32	50250	Blue
5/16"	FWLS2106	GLS-2106	SGS-0790	---	HS309 5/16	50300	Black
3/8"	FWLS2107	GLS-2107	SGS-0915	---	HS310 3/8	50350	Orange
7/16"	FWLS2108	GLS-2108	SGS-1105	---	HS311 7/16	50400	Green
1/2"	FWLS2109	GLS-2109	SGS-1255	---	HS312 1/2	50450	Blue
9/16"	FWLS2110	GLS-2110	SGS-1435	---	HS313 9/16	50500	Yellow



Service Grip Deadends SGFW Cross Reference September, 2011

SIZE	HPS	PLP	DULMISON	HELICAL	HELIX	COLOR CODE
#6, 6/1	SGFW4500	SG-4500	SG0430	HSG-510	62100	BLUE
#5, 6/1	SGFW4501	SG-4501	SG0505	HSG-512	62200	WHITE
#4, 6/1 & 7/1	SGFW4502	SG-4502	SG0570	HSG-514	62300	ORANGE
#3, 6/1	SGFW4503	SG-4503	SG0655	HSG-516	62400	BLACK
#2, 6/1 & 7/1	SGFW4504	SG-4504	SG0735	HSG-518	62500	RED
#1, 6/1	SGFW4505	SG-4505	SG0830	HSG-520	62600	GREEN
1/0, 6/1	SGFW4506	SG-4506	SG0915	HSG-522	62700	YELLOW
2/0, 6/1	SGFW4507	SG-4507	SG1020	HSG-524	62800	BLUE
3/0, 6/1	SGFW4508	SG-4508	SG1145	HSG-526	62900	ORANGE
4/0, 6/1 & 18/1	SGFW4509	SG-4509	SG1300	HSG-528	62910	RED



**Distribution Grip Deadend Formed Wire Products
DGFW4500 Series Cross Reference
September, 2011**

NOM. SIZE	DIA. RANGE (inches)	HPS	PLP	Dulmison	Helical	Helix	Color Code
#6	.182 - .203	DGFW4554	DG-4554	AWDG0505	HD-510	32010	Blue
#4	.229 - .257	DGFW4541	DG-4541	AWDG0635	HD-514	32012	Orange
#2	.290 - .325	DGFW4542	DG-4542	AWDG0805	HD-518	32015	Red
#1	.326 - .364	-----	DG-4543	AWDG0900	HD-520	32016	Green
1/0	.365 - .409	DGFW4544	DG-4544	AWDG0990	HD-522	32020	Yellow
2/0	.410 - .460	DGFW4545	DG-4545	AWDG1135	HD-524	32022	Blue
3/0	.461 - .516	DGFW4546	DG-4546	AWDG1275	HD-526	32030	Orange
4/0	.517 - .577	DGFW4547	DG-4547	AWDG1430	HD-528	32033	Red
266.8	.578 - .653	-----	DG-4548	AWDG1470	HD-530	32040	Black
336.4	.654 - .739	DGFW4549	DG-4549	AWDG1660	HD-533	32060	Green
477	.740 - .837	-----	DG-4550	AWDG1880	HD-534	32065	Orange
556.5	.838 - .947	-----	DG-4551	AWDG2130	HD-535	32070	Blue
795	.948 - 1.071	-----	DG-4552	AWDG2410	-----	32080	Brown
954	1.072 - 1.212	-----	DG-4553	AWDG2730	-----	32090	Orange

Distribution Ties - C Neck Insulators LDIC Series Cross Reference January, 2014

GROUP	POPULAR CONDUCTOR SIZE			HPS	PLP	DULMISON	HELICAL
	ACSR	AAC	AAAC				
Distribution Tie - C Neck	#6 (6/1)	#4 (7W) Comp		LDIC4000AS	UTC-1100	DTC 0485P	HDTC 010
Distribution Tie - C Neck No Tie Tube (Pad)	#6 (6/1)	#4 (7W) Comp		LDIC4000ASNT	UTC-1115T	DTC 0485T	-----
Distribution Tie - C Neck	#4 (6/1) Comp #4 (7/1) Comp	#4 (7W)		LDIC4001AS	UTC-1101	DTC 0550P	HDTC 012
Distribution Tie - C Neck No Tie Tube (Pad)	#4 (6/1) Comp #4 (7/1) Comp	#4 (7W)		LDIC4001ASNT	UTC-1116T	DTC 0550T	-----
Distribution Tie - C Neck	#4 (6/1) #4 (7/1)	#3 (7W)	#4 (7W)	LDIC4002AS	UTC-1102	DTC 0620P	HDTC 014
Distribution Tie - C Neck No Tie Tube (Pad)	#4 (6/1) #4 (7/1)	#3 (7W)	#4 (7W)	LDIC4002ASNT	UTC-1117T	DTC 0620T	-----
Distribution Tie - C Neck		#2 (7W)	#3 (7W)	LDIC4003AS	UTC-1103	DTC 0705P	HDTC 016
Distribution Tie - C Neck No Tie Tube (Pad)		#2 (7W)	#3 (7W)	LDIC4003ASNT	UTC-1118T	DTC 0705T	-----
Distribution Tie - C Neck	#2 (6/1) #2 (7/1) #1 (6/1)	#1 (7W) #1 (19W)	#2 (7W)	LDIC4004AS	UTC-1104	DTC 0805P	HDTC 018
Distribution Tie - C Neck No Tie Tube (Pad)	#2 (6/1) #2 (7/1) #1 (6/1)	#1 (7W) #1 (19W)	#2 (7W)	LDIC4004ASNT	UTC-1119T	DTC 0805T	-----
Distribution Tie - C Neck	1/0 (6/1)	1/0 (7W) 1/0 (19W)	1/0 (7W)	LDIC4005AS	UTC-1105	DTC 0910P	HDTC 022
Distribution Tie - C Neck No Tie Tube (Pad)	1/0 (6/1)	1/0 (7W) 1/0 (19W)	1/0 (7W)	LDIC4005ASNT	UTC-1120T	DTC 0910T	-----



Distribution Ties - C Neck Insulators LDIC Series Cross Reference January, 2014

GROUP	POPULAR CONDUCTOR SIZE			HPS	PLP	DULMISON	HELICAL
	ACSR	AAC	AAAC				
Distribution Tie - C Neck	2/0 (6/1)	2/0 (7W) 2/0 (19W)	2/0 (7W)	LDIC4006AS	UTC-1106	DTC 1030P	HDTC 024
Distribution Tie - C Neck No Tie Tube (Pad)	2/0 (6/1)	2/0 (7W) 2/0 (19W)	2/0 (7W)	LDIC4006ASNT	UTC-1121T	DTC 1030T	-----
Distribution Tie - C Neck	3/0 (6/1)	3/0 (7W) 3/0 (19W)	3/0 (7W)	LDIC4007AS	UTC-1107	DTC 1170P	HDTC 026
Distribution Tie - C Neck No Tie Tube (Pad)	3/0 (6/1)	3/0 (7W) 3/0 (19W)	3/0 (7W)	LDIC4007ASNT	UTC-1122T	DTC 1170T	-----
Distribution Tie - C Neck	4/0 (6/1)	4/0 (7W) 4/0 (19W)	4/0 (7W)	LDIC4008AS	UTC-1108	DTC 1325P	HDTC 028
Distribution Tie - C Neck No Tie Tube (Pad)	4/0 (6/1)	4/0 (7W) 4/0 (19W)	4/0 (7W)	LDIC4008ASNT	UTC-1123T	DTC 1325T	-----
Distribution Tie - C Neck	266.8 (18/1) 266.8 (26/7)	266.8 (19W) 266.8 (37W) 336.4 (19W)		LDIC4009AS	UTC-1109	DTC 1495P	HDTC 031
Distribution Tie - C Neck No Tie Tube (Pad)	266.8 (18/1) 266.8 (26/7)	266.8 (19W) 266.8 (37W) 336.4 (19W)		LDIC4009ASNT	UTC-1124T	DTC 1495T	-----
Distribution Tie - C Neck	336.4 (18/1) 397.5 (18/1)	350 (19W) 397.5 (19W)		LDIC4010AS	UTC-1110	DTC 1695P	HDTC 033
Distribution Tie - C Neck No Tie Tube (Pad)	336.4 (18/1) 397.5 (18/1)	350 (19W) 397.5 (19W)		LDIC4010ASNT	UTC-1125T	DTC 1695T	-----
Distribution Tie - C Neck	477 (18/1) 477 (24/7) 477 (26/7)	450 (19W) 477 (19W) 477 (37W) 556.5 (19W)		LDIC4011AS	UTC-1111	DTC 1920P	HDTC 036
Distribution Tie - C Neck No Tie Tube (Pad)	477 (18/1) 477 (24/7) 477 (26/7)	450 (19W) 477 (19W) 477 (37W) 556.5 (19W)		LDIC4011ASNT	UTC-1126T	DTC 1920T	-----

Distribution Ties - C Neck Insulators LDIC Series Cross Reference January, 2014

GROUP	POPULAR CONDUCTOR SIZE			HPS	PLP	DULMISON	HELICAL
	ACSR	AAC	AAAC				
Distribution Tie - C Neck	556.5 (18/1) 556.5 (24/7) 636 (18/1)	700 (37W) 700 (61W)		LDIC4012AS	UTC-1112	DTC 2175P	HDTC 038
Distribution Tie - C Neck No Tie Tube (Pad)	556.5 (18/1) 556.5 (24/7) 636 (18/1)	700 (37W) 700 (61W)		LDIC4012ASNT	UTC-1127T	DTC 2175T	-----
Distribution Tie - C Neck	636 (24/7) 795 (54/7)	795 (37W) 795 (61W)		LDIC4013AS	UTC-1113	DTC 2460P	HDTC 042
Distribution Tie - C Neck No Tie Tube (Pad)	636 (24/7) 795 (54/7)	795 (37W) 795 (61W)		LDIC4013ASNT	UTC-1128T	DTC 2460T	-----
Distribution Tie - C Neck	795 (26/7) 954 (36/1) 954 (54/7)	1033.5 (37W) 1033.5 (61W)		LDIC4014AS	UTC-1114	DTC 2785P	-----
Distribution Tie - C Neck No Tie Tube (Pad)	795 (26/7) 954 (36/1) 954 (54/7)	1033.5 (37W) 1033.5 (61W)		LDIC4014ASNT	UTC-1129T	DTC 2785T	-----



Distribution Ties - F Neck Insulators LDIF Series Cross Reference January, 2014

GROUP	POPULAR CONDUCTOR SIZE			HPS	PLP	DULMISON	HELICAL
	ACSR	AAC	AAAC				
Distribution Tie - F Neck	#6 (6/1)	#4 (7W) Comp		LDIF4500AS	UTF-1200	DTF 0485P	HDTF 010
Distribution Tie - F Neck No Tie Tube (Pad)	#6 (6/1)	#4 (7W) Comp		LDIF4500ASNT	UTF-1215T	DTF 0485T	-----
Distribution Tie - F Neck	#4 (6/1) Comp #4 (7/1) Comp	#4 (7W)		LDIF4501AS	UTF-1201	DTF 0550P	HDTF 012
Distribution Tie - F Neck No Tie Tube (Pad)	#4 (6/1) Comp #4 (7/1) Comp	#4 (7W)		LDIF4501ASNT	UTF-1216T	DTF 0550T	-----
Distribution Tie - F Neck	#4 (6/1) #4 (7/1)	#3 (7W)	#4 (7W)	LDIF4502AS	UTF-1202	DTF 0620P	HDTF 014
Distribution Tie - F Neck No Tie Tube (Pad)	#4 (6/1) #4 (7/1)	#3 (7W)	#4 (7W)	LDIF4502ASNT	UTF-1217T	DTF 0620T	-----
Distribution Tie - F Neck		#2 (7W)	#3 (7W)	LDIF4503AS	UTF-1203	DTF 0705P	HDTF 016
Distribution Tie - F Neck No Tie Tube (Pad)		#2 (7W)	#3 (7W)	LDIF4503ASNT	UTF-1218T	DTF 0705T	-----
Distribution Tie - F Neck	#2 (6/1) #2 (7/1) #1 (6/1)	#1 (7W) #1 (19W)	#2 (7W)	LDIF4504AS	UTF-1204	DTF 0805P	HDTF 018
Distribution Tie - F Neck No Tie Tube (Pad)	#2 (6/1) #2 (7/1) #1 (6/1)	#1 (7W) #1 (19W)	#2 (7W)	LDIF4504ASNT	UTF-1219T	DTF 0805T	-----
Distribution Tie - F Neck	1/0 (6/1)	1/0 (7W) 1/0 (19W)	1/0 (7W)	LDIF4505AS	UTF-1205	DTF 0910P	HDTF 022
Distribution Tie - F Neck No Tie Tube (Pad)	1/0 (6/1)	1/0 (7W) 1/0 (19W)	1/0 (7W)	LDIF4505ASNT	UTF-1220T	DTF 0910T	-----

Distribution Ties - F Neck Insulators

LDIF Series Cross Reference

January, 2014

GROUP	POPULAR CONDUCTOR SIZE			HPS	PLP	DULMISON	HELICAL
	ACSR	AAC	AAAC				
Distribution Tie - F Neck	2/0 (6/1)	2/0 (7W) 2/0 (19W)	2/0 (7W)	LDIF4506AS	UTF-1206	DTF 1030P	HDTF 024
Distribution Tie - F Neck No Tie Tube (Pad)	2/0 (6/1)	2/0 (7W) 2/0 (19W)	2/0 (7W)	LDIF4506ASNT	UTF-1221T	DTF 1030T	-----
Distribution Tie - F Neck	3/0 (6/1)	3/0 (7W) 3/0 (19W)	3/0 (7W)	LDIF4507AS	UTF-1207	DTF 1170P	HDTF 026
Distribution Tie - F Neck No Tie Tube (Pad)	3/0 (6/1)	3/0 (7W) 3/0 (19W)	3/0 (7W)	LDIF4507ASNT	UTF-1222T	DTF 1170T	-----
Distribution Tie - F Neck	4/0 (6/1)	4/0 (7W) 4/0 (19W)	4/0 (7W)	LDIF4508AS	UTF-1208	DTF 1325P	HDTF 028
Distribution Tie - F Neck No Tie Tube (Pad)	4/0 (6/1)	4/0 (7W) 4/0 (19W)	4/0 (7W)	LDIF4508ASNT	UTF-1223T	DTF 1325T	-----
Distribution Tie - F Neck	266.8 (18/1) 266.8 (26/7)	266.8 (19W) 266.8 (37W) 336.4 (19W)		LDIF4509AS	UTF-1209	DTF 1495P	HDTF 031
Distribution Tie - F Neck No Tie Tube (Pad)	266.8 (18/1) 266.8 (26/7)	266.8 (19W) 266.8 (37W) 336.4 (19W)		LDIF4509ASNT	UTF-1224T	DTF 1495T	-----
Distribution Tie - F Neck	336.4 (18/1) 397.5 (18/1)	350 (19W) 397.5 (19W)		LDIF4510AS	UTF-1210	DTF 1695P	HDTF 033
Distribution Tie - F Neck No Tie Tube (Pad)	336.4 (18/1) 397.5 (18/1)	350 (19W) 397.5 (19W)		LDIF4510ASNT	UTF-1225T	DTF 1695T	-----
Distribution Tie - F Neck	477 (18/1) 477 (24/7) 477 (26/7)	450 (19W) 477 (19W) 477 (37W) 556.5 (19W)		LDIF4511AS	UTF-1211	DTF 1920P	HDTF 036
Distribution Tie - F Neck No Tie Tube (Pad)	477 (18/1) 477 (24/7) 477 (26/7)	450 (19W) 477 (19W) 477 (37W) 556.5 (19W)		LDIF4511ASNT	UTF-1226T	DTF 1920T	-----



Distribution Ties - F Neck Insulators LDIF Series Cross Reference January, 2014

GROUP	POPULAR CONDUCTOR SIZE			HPS	PLP	DULMISON	HELICAL
	ACSR	AAC	AAAC				
Distribution Tie - F Neck	556.5 (18/1) 556.5 (24/7) 636 (18/1)	700 (37W) 700 (61W)		LDIF4512AS	UTF-1212	DTF 2175P	HDTF 038
Distribution Tie - F Neck No Tie Tube (Pad)	556.5 (18/1) 556.5 (24/7) 636 (18/1)	700 (37W) 700 (61W)		LDIF4512ASNT	UTF-1227T	DTF 2175T	-----
Distribution Tie - F Neck	636 (24/7) 795 (54/7)	795 (37W) 795 (61W)		LDIF4513AS	UTF-1213	DTF 2460P	HDTF 042
Distribution Tie - F Neck No Tie Tube (Pad)	636 (24/7) 795 (54/7)	795 (37W) 795 (61W)		LDIF4513ASNT	UTF-1228T	DTF 2460T	-----
Distribution Tie - F Neck	795 (26/7) 954 (36/1) 954 (54/7)	1033.5 (37W) 1033.5 (61W)		LDIF4514AS	UTF-1214	DTF 2785P	-----
Distribution Tie - F Neck No Tie Tube (Pad)	795 (26/7) 954 (36/1) 954 (54/7)	1033.5 (37W) 1033.5 (61W)		LDIF4514ASNT	UTF-1229T	DTF 2785T	-----
Distribution Tie - F Neck	1033.5 (54/7) 1272 (45/7)			-----	UTF-1215	-----	-----
Distribution Tie - F Neck	1351.5 (54/19) 1590 (45/7)			-----	UTF-1216	-----	-----

Distribution Ties - J Neck Insulators LDIJ Series Cross Reference January, 2014

GROUP	POPULAR CONDUCTOR SIZE			HPS	PLP	DULMISON	HELICAL
	ACSR	AAC	AAAC				
Distribution Tie - J Neck	#6 (6/1)	#4 (7W) Comp		-----	UTJ-1300	DTJ 0485P	HDTJ 010
Distribution Tie - J Neck	#4 (6/1) Comp #4 (71) Comp	#4 (7W)		-----	UTJ-1301	DTJ 0550P	HDTJ 012
Distribution Tie - J Neck	#4 (6/1) #4 (7/1)	#3 (7W)	#4 (7W)	LDIJ4602AS	UTJ-1302	DTJ 0620P	HDTJ 014
Distribution Tie - J Neck	#4 (6/1) #4 (7/1)	#3 (7W)	#4 (7W)	LDIJ4602ASNT	UTJ-1302-T	DTJ 0620T	-----
Distribution Tie - J Neck		#2 (7W)	#3 (7W)	-----	UTJ-1303	DTJ 0705P	HDTJ 016
Distribution Tie - J Neck	#2 (6/1) #2 (7/1) #1 (6/1)	#1 (7W) #1 (19W)	#2 (7W)	LDIJ4604AS	UTJ-1304	DTJ 0805P	HDTJ 018
Distribution Tie - J Neck No Tie Tube (Pad)	#2 (6/1) #2 (7/1) #1 (6/1)	#1 (7W) #1 (19W)	#2 (7W)	LDIJ4604ASNT	UTJ-1319T	DTJ 0805T	-----
Distribution Tie - J Neck	1/0 (6/1)	1/0 (7W) 1/0 (19W)	1/0 (7W)	LDIJ4605AS	UTJ-1305	DTJ 0910P	HDTJ 022
Distribution Tie - J Neck No Tie Tube (Pad)	1/0 (6/1)	1/0 (7W) 1/0 (19W)	1/0 (7W)	LDIJ4605ASNT	UTJ-1320T	DTJ 0910T	-----
Distribution Tie - J Neck	2/0 (6/1)	2/0 (7W) 2/0 (19W)	2/0 (7W)	-----	UTJ-1306	DTJ 1030P	HDTJ 024
Distribution Tie - J Neck	3/0 (6/1)	3/0 (7W) 3/0 (19W)	3/0 (7W)	-----	UTJ-1307	DTJ 1170P	HDTJ 026
Distribution Tie - J Neck	4/0 (6/1)	4/0 (7W) 4/0 (19W)	4/0 (7W)	-----	UTJ-1308	DTJ 1325P	HDTJ 028



Distribution Ties - J Neck Insulators LDIJ Series Cross Reference January, 2014

GROUP	POPULAR CONDUCTOR SIZE			HPS	PLP	DULMISON	HELICAL
	ACSR	AAC	AAAC				
Distribution Tie - J Neck	266.8 (18/1) 266.8 (26/7)	266.8 (19W) 266.8 (37W) 336.4 (19W)		LDIJ4609AS	UTJ-1309	DTJ 1495P	HDTJ 031
Distribution Tie - J Neck	266.8 (18/1) 266.8 (26/7)	266.8 (19W) 266.8 (37W) 336.4 (19W)		LDIJ4609ASNT	UTJ-1309-T	DTJ 1495T	-----
Distribution Tie - J Neck	336.4 (18/1) 397.5 (18/1)	350 (19W) 397.5 (19W)		LDIJ4610AS	UTJ-1310	DTJ 1695P	HDTJ 033
Distribution Tie - J Neck	336.4 (18/1) 397.5 (18/1)	350 (19W) 397.5 (19W)		LDIJ4610ASNT	UTJ-1310-T	DTJ 1695T	-----
Distribution Tie - J Neck	477 (18/1) 477 (24/7) 477 (26/7)	450 (19W) 477 (19W) 477 (37W) 556.5 (19W)		LDIJ4611AS	UTJ-1311	DTJ 1920P	HDTJ 036
Distribution Tie - J Neck	477 (18/1) 477 (24/7) 477 (26/7)	450 (19W) 477 (19W) 477 (37W) 556.5 (19W)		LDIJ4611ASNT	UTJ-1311-T	DTJ 1920T	-----
Distribution Tie - J Neck	556.5 (18/1) 556.5 (24/7) 636 (18/1)	700 (37W) 700 (61W)		LDIJ4612AS	UTJ-1312	DTJ 2175P	HDTJ 038
Distribution Tie - J Neck	556.5 (18/1) 556.5 (24/7) 636 (18/1)	700 (37W) 700 (61W)		LDIJ4612ASNT	UTJ-1312-T	DTJ 2175T	-----
Distribution Tie - J Neck	636 (24/7) 795 (54/7)	795 (37W) 795 (61W)		-----	UTJ-1313	DTJ 2460P	HDTJ 042
Distribution Tie - J Neck	795 (26/7) 954 (36/1) 954 (54/7)	1033.5 (37W) 1033.5 (61W)		-----	UTJ-1314	DTJ 2785P	-----

QUIK-WRAP™ Twin Ties - F Neck Insulators (2-7/8") and J Neck Insulators (3-1/2")

TTFJ and TTJ Series Cross Reference

January, 2014

GROUP	POPULAR CONDUCTOR SIZE			HPS	PLP	DULMISON	HELICAL
	ACSR	AAC	AAAC				
Quik-Wrap™ Twin Tie: F & J Neck	#4 (6/1) #4 (7/1)	#3 (7W)	#4 (7W)	-----	TTFJ-202	-----	-----
Quik-Wrap™ Twin Tie: F & J Neck		#2 (7W)	#3 (7W)	-----	TTFJ-203	-----	-----
Quik-Wrap™ Twin Tie: F & J Neck	#2 (6/1) #2 (7/1) #1 (6/1)	#1 (7W) #1 (19W)	#2 (7W)	-----	TTFJ-204	-----	-----
Quik-Wrap™ Twin Tie: F & J Neck	1/0 (6/1)	1/0 (7W) 1/0 (19W)	1/0 (7W)	TTFJ-205	TTFJ-205	-----	-----
Quik-Wrap™ Twin Tie: F & J Neck	2/0 (6/1)	2/0 (7W) 2/0 (19W)	2/0 (7W)	TTFJ-206	TTFJ-206	-----	-----
Quik-Wrap™ Twin Tie: F & J Neck	3/0 (6/1)	3/0 (7W) 3/0 (19W)	3/0 (7W)	TTFJ-207	TTFJ-207	-----	-----
Quik-Wrap™ Twin Tie: F & J Neck	4/0 (6/1)	4/0 (7W) 4/0 (19W)	4/0 (7W)	TTFJ-208	TTFJ-208	-----	-----
Quik-Wrap™ Twin Tie: F & J Neck	266.8 (18/1) 266.8 (26/7)	266.8 (19W) 266.8 (37W) 336.4 (19W)		-----	TTFJ-209	-----	-----
Quik-Wrap™ Twin Tie: F & J Neck	336.4 (18/1) 397.5 (18/1)	350 (19W) 397.5 (19W)		TTFJ-210	TTFJ-210	-----	-----



QUIK-WRAP™ Twin Ties - F Neck Insulators (2-7/8") and J Neck Insulators (3-1/2")
TTFJ and TTJ Series Cross Reference
January, 2014

GROUP	POPULAR CONDUCTOR SIZE			HPS	PLP	DULMISON	HELICAL
	ACSR	AAC	AAAC				
Quik-Wrap™ Twin Tie: F & J Neck	477 (18/1) 477 (24/7) 477 (26/7)	450 (19W) 477 (19W) 477 (37W) 556.5 (19W)		----	TTFJ-211	----	----
Quik-Wrap™ Twin Tie: F & J Neck	556.5 (18/1) 556.5 (24/7) 636 (18/1)	700 (37W) 700 (61W)		----	TTFJ-212	----	----
Quik-Wrap™ Twin Tie: F & J Neck	636 (24/7) 795 (54/7)	795 (37W) 795 (61W)		----	TTFJ-213	----	----
Quik-Wrap™ Twin Tie: F & J Neck	795 (26/7) 954 (36/1) 954 (54/7)	1035.5 (37W) 1035.5 (61W)		----	TTFJ-214	----	----

Double Support Ties, C Neck (2-1/4) & F Neck (2-7/8) LDID0xxx Series Cross Reference January, 2014



GROUP	POPULAR CONDUCTOR SIZE			HPS	PLP	DULMISON	HELICAL
	ACSR	AAAC	AAAC				
Double Support Tie	#4 (6/1) #4 (7/1)	#3 (7W)	#4 (7W)	LDID0004	DST-0150	DSTCF 0620	-----
Double Support Tie		#3 (7W)	#2 (7W)	-----	DST-0151	DSTCF 0705	-----
Double Support Tie	#2 (6/1) #2 (7/1) #1 (6/1)	#1 (7W) #1 (19W)	#2 (7W)	LDID0001	DST-0152	DSTCF 0800	-----
Double Support Tie	1/0 (6/1)	1/0 (7W) 1/0 (19W)	1/0 (7W)	LDID0010	DST-0153	DSTCF 0910	-----
Double Support Tie	2/0 (6/1)	2/0 (7W) 2/0 (19W)	2/0 (7W)	LDID0020	DST-0154	DSTCF 1030	-----
Double Support Tie	3/0 (6/1)	3/0 (7W) 3/0 (19W)	3/0 (7W)	LDID0030	DST-0155	DSTCF 1170	-----
Double Support Tie	4/0 (6/1)	4/0 (7W) 4/0 (19W)	4/0 (7W)	LDID0040	DST-0156	DSTCF 1325	-----
Double Support Tie	266.8 (18/1) 266.8 (26/7)	266.8 (19W) 266.8 (37W) 336.4 (19W)		LDID0266	DST-0157	DSTCF 1495	-----
Double Support Tie	336.4 (18/1) 397.5 (18/1)	350 (19W) 397.5 (19W)		LDID0336	DST-0158	DSTCF 1695	-----
Double Support Tie	477 (18/1) 477 (24/7) 477 (26/7)	450 (19W) 477 (19W) 477 (37W) 556.5 (19W)		LDID0477	DST-0159	DSTCF 1920	-----
Double Support Tie	556.5 (18/1) 556.5 (24/7) 636 (18/1)	700 (37W) 700 (61W)		LDID0556	DST-0160	DSTCF 2175	-----
Double Support Tie	636 (24/7) 795 (54/7)	795 (37W) 795 (61W)		LDID0795	DST-0161	DSTCF 2460	-----
Double Support Tie	795 (26/7) 954 (36/1) 954 (54/7)	1033.5 (37W) 1033.5 (61W)		-----	DST-0162	DSTCF 2785	-----



Double Support Ties, J Neck (3-1/2) LDID2xxx Series Cross Reference November, 2013

GROUP	POPULAR CONDUCTOR SIZE			HPS	PLP	DULMISON	HELICAL
	ACSR	AAC	AAAC				
Double Support Tie	#4 (6/1) #4 (7/1)	#3 (7W)	#4 (7W)	LDID2004	DST-0350	DSTJ 0620	-----
Double Support Tie		#3 (7W)	#2 (7W)	LDID2003	DST-0351	DSTJ 0705	-----
Double Support Tie	#2 (6/1) #2 (7/1) #1 (6/1)	#1 (7W) #1 (19W)	#2 (7W)	LDID2001	DST-0352	DSTJ 0800	-----
Double Support Tie	1/0 (6/1)	1/0 (7W) 1/0 (19W)	1/0 (7W)	LDID2010	DST-0353	DSTJ 0910	-----
Double Support Tie	2/0 (6/1)	2/0 (7W) 2/0 (19W)	2/0 (7W)	LDID2020	DST-0354	DSTJ 1030	-----
Double Support Tie	3/0 (6/1)	3/0 (7W) 3/0 (19W)	3/0 (7W)	LDID2030	DST-0355	DSTJ 1170	-----
Double Support Tie	4/0 (6/1)	4/0 (7W) 4/0 (19W)	4/0 (7W)	LDID2040	DST-0356	DSTJ 1325	-----
Double Support Tie	266.8 (18/1) 266.8 (26/7)	266.8 (19W) 266.8 (37W) 336.4 (19W)		LDID2266	DST-0357	DSTJ 1495	-----
Double Support Tie	336.4 (18/1) 397.5 (18/1)	350 (19W) 397.5 (19W)		LDID2336	DST-0358	DSTJ 1695	-----
Double Support Tie	477 (18/1) 477 (24/7) 477 (26/7)	450 (19W) 477 (19W) 477 (37W) 556.5 (19W)		LDID2477	DST-0359	DSTJ 1920	-----
Double Support Tie	556.5 (18/1) 556.5 (24/7) 636 (18/1)	700 (37W) 700 (61W)		LDID2556	DST-0360	DSTJ 2175	-----
Double Support Tie	636 (24/7) 795 (54/7)	795 (37W) 795 (61W)		LDID2795	DST-0361	DSTJ 2460	-----
Double Support Tie	795 (54/7) 954 (36/1) 954 (54/7)	1033.5 (37W) 1033.5 (61W)		-----	DST-0362	DSTJ 2785	-----

Side Ties, C Neck (2-1/4) LLAC Series Cross Reference January, 2014

GROUP	POPULAR CONDUCTOR SIZE			HPS	PLP	DULMISON	HELICAL
	ACSR	AAC	AAAC				
Side Tie: 2-1/4 Neck	#6 (6/1)	#4 (7W) Comp		-----	STC-1250-P	STC 0485P	HSTC 010
Side Tie: 2-1/4 Neck No Tie Tube (Pad)	#6 (6/1)	#4 (7W) Comp		-----	STC-1250-T	STC 0485T	-----
Side Tie: 2-1/4 Neck	#4 (6/1) Comp #4 (7/1) Comp	#4 (7W)		-----	STC-1251-P	STC 0550P	HSTC 012
Side Tie: 2-1/4 Neck No Tie Tube (Pad)	#4 (6/1) Comp #4 (7/1) Comp	#4 (7W)		-----	STC-1251-T	STC 0550T	-----
Side Tie: 2-1/4 Neck	#4 (6/1) #4 (7/1)	#3 (7W)	#4 (7W)	LLAC4052AS	STC-1252-P	STC 0620P	HSTC 014
Side Tie: 2-1/4 Neck No Tie Tube (Pad)	#4 (6/1) #4 (7/1)	#3 (7W)	#4 (7W)	LLAC4052ASNT	STC-1252-T	STC 0620T	-----
Side Tie: 2-1/4 Neck		#2 (7W)	#3 (7W)	-----	STC-1253-P	STC 0705P	HSTC 016
Side Tie: 2-1/4 Neck No Tie Tube (Pad)		#2 (7W)	#3 (7W)	-----	STC-1253-T	STC 0705T	-----
Side Tie: 2-1/4 Neck	#2 (6/1) #2 (7/1) #1 (6/1)	#1 (7W) #1 (19W)	#2 (7W)	LLAC4054AS	STC-1254-P	STC 0805P	HSTC 018
Side Tie: 2-1/4 Neck No Tie Tube (Pad)	#2 (6/1) #2 (7/1) #1 (6/1)	#1 (7W) #1 (19W)	#2 (7W)	LLAC4054ASNT	STC-1254-T	STC 0805T	-----
Side Tie: 2-1/4 Neck	1/0 (6/1)	1/0 (7W) 1/0 (19W)	1/0 (7W)	LLAC4055AS	STC-1255-P	STC 0910P	HSTC 022
Side Tie: 2-1/4 Neck No Tie Tube (Pad)	1/0 (6/1)	1/0 (7W) 1/0 (19W)	1/0 (7W)	LLAC4055ASNT	STC-1255-T	STC 0910T	-----



Side Ties; C Neck (2-1/4) LLAC Series Cross Reference January, 2014

GROUP	POPULAR CONDUCTOR SIZE			HPS	PLP	DULMISON	HELICAL
	ACSR	AAC	AAAC				
Side Tie; 2-1/4 Neck	2/0 (6/1)	2/0 (7W) 2/0 (19W)	2/0 (7W)	-----	STC-1256-P	STC 1030P	HSTC 024
Side Tie; 2-1/4 Neck No Tie Tube (Pad)	2/0 (6/1)	2/0 (7W) 2/0 (19W)	2/0 (7W)	-----	STC-1256-T	STC 1030T	-----
Side Tie; 2-1/4 Neck	3/0 (6/1)	3/0 (7W) 3/0 (19W)	3/0 (7W)	LLAC4057AS	STC-1257-P	STC 1170P	HSTC 026
Side Tie; 2-1/4 Neck No Tie Tube (Pad)	3/0 (6/1)	3/0 (7W) 3/0 (19W)	3/0 (7W)	LLAC4057ASNT	STC-1257-T	STC 1170T	-----
Side Tie; 2-1/4 Neck	4/0 (6/1)	4/0 (7W) 4/0 (19W)	4/0 (7W)	LLAC4058AS	STC-1258-P	STC 1325P	HSTC 028
Side Tie; 2-1/4 Neck No Tie Tube (Pad)	4/0 (6/1)	4/0 (7W) 4/0 (19W)	4/0 (7W)	LLAC4058ASNT	STC-1258-T	STC 1325T	-----
Side Tie; 2-1/4 Neck	266.8 (18/1) 266.8 (26/7)	266.8 (19W) 266.8 (37W) 336.4 (19W)		-----	STC-1259-P	STC 1495P	HSTC 031
Side Tie; 2-1/4 Neck No Tie Tube (Pad)	266.8 (18/1) 266.8 (26/7)	266.8 (19W) 266.8 (37W) 336.4 (19W)		-----	STC-1259-T	STC 1495T	-----
Side Tie; 2-1/4 Neck	336.4 (18/1) 397.5 (18/1)	350 (19W) 397.5 (19W)		LLAC4060AS	STC-1260-P	STC 1695P	HSTC 033
Side Tie; 2-1/4 Neck No Tie Tube (Pad)	336.4 (18/1) 397.5 (18/1)	350 (19W) 397.5 (19W)		LLAC4060ASNT	STC-1260-T	STC 1695T	-----
Side Tie; 2-1/4 Neck	477 (18/1) 477 (24/7) 477 (26/7)	450 (19W) 477 (19W) 477 (37W) 556.5 (19W)		LLAC4061AS	STC-1261-P	STC 1920P	HSTC 036
Side Tie; 2-1/4 Neck No Tie Tube (Pad)	477 (18/1) 477 (24/7) 477 (26/7)	450 (19W) 477 (19W) 477 (37W) 556.5 (19W)		LLAC4061ASNT	STC-1261-T	STC 1920T	-----

Side Ties; C Neck (2-1/4) LLAC Series Cross Reference January, 2014

GROUP	POPULAR CONDUCTOR SIZE			HPS	PLP	DULMISON	HELICAL
	ACSR	AAC	AAAC				
Side Tie; 2-1/4 Neck	556.5 (18/1)	700 (37W)		LLAC4062AS	STC-1262-P	STC 2175P	HSTC 038
	556.5 (24/7)	700 (61W)					
	636 (18/1)						
Side Tie; 2-1/4 Neck No Tie Tube (Pad)	556.5 (18/1)	700 (37W)		LLAC4062ASNT	STC-1262-T	STC 2175T	-----
	556.5 (24/7)	700 (61W)					
	636 (18/1)						
Side Tie; 2-1/4 Neck	636 (24/7)	795 (37W)		-----	STC-1263-P	STC 2460P	HSTC 042
	795 (54/7)	795 (61W)					
Side Tie; 2-1/4 Neck No Tie Tube (Pad)	636 (24/7)	795 (37W)		-----	STC-1263-T	STC 2460T	-----
	795 (54/7)	795 (61W)					
Side Tie; 2-1/4 Neck	795 (26/7)	1033.5 (37W)		-----	STC-1264-P	STC 2785P	-----
	954 (36/1)	1033.5 (61W)					
	954 (54/7)						
Side Tie; 2-1/4 Neck No Tie Tube (Pad)	795 (26/7)	1033.5 (37W)		-----	STC-1264-T	STC 2785T	-----
	954 (36/1)	1033.5 (61W)					
	954 (54/7)						



Side Ties; F Neck (2-7/8)
LLAF Series Cross Reference
January, 2014

GROUP	POPULAR CONDUCTOR SIZE			HPS	PLP	DULMISON	HELICAL
	ACSR	AAC	AAAC				
Side Tie; 2-7/8 Neck	#6 (6/1)	#4 (7W) Comp		LLAF4550AS	STF-1150-P	STF 0485P	HSTF 010
Side Tie; 2-7/8 Neck No Tie Tube (Pad)	#6 (6/1)	#4 (7W) Comp		LLAF4550ASNT	STF-1150-T	STF 0485T	-----
Side Tie; 2-7/8 Neck	#4 (6/1) Comp #4 (7/1) Comp	#4 (7W)		LLAF4551AS	STF-1151-P	STF 0550P	HSTF 012
Side Tie; 2-7/8 Neck No Tie Tube (Pad)	#4 (6/1) Comp #4 (7/1) Comp	#4 (7W)		LLAF4551ASNT	STF-1151-T	STF 0550T	-----
Side Tie; 2-7/8 Neck	#4 (6/1) #4 (7/1)	#3 (7W)	#4 (7W)	LLAF4552AS	STF-1152-P	STF 0620P	HSTF 014
Side Tie; 2-7/8 Neck No Tie Tube (Pad)	#4 (6/1) #4 (7/1)	#3 (7W)	#4 (7W)	LLAF4552ASNT	STF-1152-T	STF 0620T	-----
Side Tie; 2-7/8 Neck		#2 (7W)	#3 (7W)	LLAF4553AS	STF-1153-P	STF 0705P	HSTF 016
Side Tie; 2-7/8 Neck No Tie Tube (Pad)		#2 (7W)	#3 (7W)	LLAF4553ASNT	STF-1153-T	STF0705T	-----
Side Tie; 2-7/8 Neck	#2 (6/1) #2 (7/1) #1 (6/1)	#1 (7W) #1 (19W)	#2 (7W)	LLAF4554AS	STF-1154-P	STF 0805P	HSTF 018
Side Tie; 2-7/8 Neck No Tie Tube (Pad)	#2 (6/1) #2 (7/1) #1 (6/1)	#1 (7W) #1 (19W)	#2 (7W)	LLAF4554ASNT	STF-1154-T	STF 0805T	-----
Side Tie; 2-7/8 Neck	1/0 (6/1)	1/0 (7W) 1/0 (19W)	1/0 (7W)	LLAF4555AS	STF-1155-P	STF 0910P	HSTF 022
Side Tie; 2-7/8 Neck No Tie Tube (Pad)	1/0 (6/1)	1/0 (7W) 1/0 (19W)	1/0 (7W)	LLAF4555ASNT	STF-1155-T	STF 0910T	-----



Side Ties; F Neck (2-7/8) LLAF Series Cross Reference January, 2014

GROUP	POPULAR CONDUCTOR SIZE			HPS	PLP	DULMISON	HELICAL
	ACSR	AAC	AAAC				
Side Tie; 2-7/8 Neck	2/0 (6/1)	2/0 (7W) 2/0 (19W)	2/0 (7W)	LLAF4556AS	STF-1156-P	STF 1030P	HSTF 024
Side Tie; 2-7/8 Neck No Tie Tube (Pad)	2/0 (6/1)	2/0 (7W) 2/0 (19W)	2/0 (7W)	LLAF4556ASNT	STF-1156-T	STF 1030T	-----
Side Tie; 2-7/8 Neck	3/0 (6/1)	3/0 (7W) 3/0 (19W)	3/0 (7W)	LLAF4557AS	STF-1157-P	STF 1170P	HSTF 026
Side Tie; 2-7/8 Neck No Tie Tube (Pad)	3/0 (6/1)	3/0 (7W) 3/0 (19W)	3/0 (7W)	LLAF4557ASNT	STF-1157-T	STF 1170T	-----
Side Tie; 2-7/8 Neck	4/0 (6/1)	4/0 (7W) 4/0 (19W)	4/0 (7W)	LLAF4558AS	STF-1158-P	STF 1325P	HSTF 028
Side Tie; 2-7/8 Neck No Tie Tube (Pad)	4/0 (6/1)	4/0 (7W) 4/0 (19W)	4/0 (7W)	LLAF4558ASNT	STF-1158-T	STF 1325T	-----
Side Tie; 2-7/8 Neck	266.8 (18/1) 266.8 (26/7)	266.8 (19W) 266.8 (37W) 336.4 (19W)		LLAF4559AS	STF-1159-P	STF 1495P	HSTF 031
Side Tie; 2-7/8 Neck No Tie Tube (Pad)	266.8 (18/1) 266.8 (26/7)	266.8 (19W) 266.8 (37W) 336.4 (19W)		LLAF4559ASNT	STF-1159-T	STF 1495T	-----
Side Tie; 2-7/8 Neck	336.4 (18/1) 397.5 (18/1)	350 (19W) 397.5 (19W)		LLAF4560AS	STF-1160-P	STF 1695P	HSTF 033
Side Tie; 2-7/8 Neck No Tie Tube (Pad)	336.4 (18/1) 397.5 (18/1)	336.4 (19W) 397.5 (19W)		LLAF4560ASNT	STF-1160-T	STF 1695T	-----
Side Tie; 2-7/8 Neck	477 (18/1) 477 (24/7) 477 (26/7)	450 (19W) 477 (19W) 477 (37W) 556.5 (19W)		LLAF4561AS	STF-1161-P	STF 1920P	HSTF 036
Side Tie; 2-7/8 Neck No Tie Tube (Pad)	477 (18/1) 477 (24/7) 477 (26/7)	450 (19W) 477 (19W) 477 (37W) 556.5 (19W)		LLAF4561ASNT	STF-1161-T	STF 1920T	-----



**Side Ties; F Neck (2-7/8)
LLAF Series Cross Reference
January, 2014**

GROUP	POPULAR CONDUCTOR SIZE			HPS	PLP	DULMISON	HELICAL
	ACSR	AAC	AAAC				
Side Tie; 2-7/8 Neck	556.5 (18/1) 556.5 (24/7) 636 (18/1)	700 (37W) 700 (61W)		LLAF4562AS	STF-11162-P	STF 2175P	HSTF 038
Side Tie; 2-7/8 Neck No Tie Tube (Pad)	556.5 (18/1) 556.5 (24/7) 636 (18/1)	700 (37W) 700 (61W)		LLAF4562ASNT	STF-11162-T	STF 2175T	-----
Side Tie; 2-7/8 Neck	636 (24/7) 795 (54/7)	795 (37W) 795 (61W)		LLAF4563AS	STF-11163-P	STF 2460P	HSTF 042
Side Tie; 2-7/8 Neck No Tie Tube (Pad)	636 (24/7) 795 (54/7)	795 (37W) 795 (61W)		LLAF4563ASNT	STF-11163-T	STF 2460T	-----
Side Tie; 2-7/8 Neck	795 (26/7) 954 (36/1) 954 (54/7)	1033.5 (37W) 1033.5 (61W)		-----	STF-11164-P	STF 2785P	-----
Side Tie; 2-7/8 Neck No Tie Tube (Pad)	795 (26/7) 954 (36/1) 954 (54/7)	1033.5 (37W) 1033.5 (61W)		-----	STF-11164-T	STF 2785T	-----

QUIK-WRAP™ Side Ties, C Neck Insulators (2-1/4)

QWSTC Series Cross Reference

January, 2014



GROUP	POPULAR CONDUCTOR SIZE			HPS	PLP	DULMISON	HELICAL
	ACSR	AAC	AAAC				
Side Tie; 2-1/4 Neck	#6 (6/1)	#4 (7W) Comp		-----	EZSTC-270	-----	-----
Side Tie; 2-1/4 Neck	#4 (6/1) Comp #4 (7/1) Comp	#4 (7W)		-----	EZSTC-271	-----	-----
Side Tie; 2-1/4 Neck	#4 (6/1) #4 (7/1)	#3 (7W)	#4 (7W)	-----	EZSTC-272	-----	-----
Side Tie; 2-1/4 Neck		#2 (7W)	#3 (7W)	-----	EZSTC-273	-----	-----
Side Tie; 2-1/4 Neck	#2 (6/1) #2 (7/1) #1 (6/1)	#1 (7W) #1 (19W)	#2 (7W)	QWSTC274	EZSTC-274	-----	-----
Side Tie; 2-1/4 Neck	1/0 (6/1)	1/0 (7W) 1/0 (19W)	1/0 (7W)	QWSTC275	EZSTC-275	-----	-----
Side Tie; 2-1/4 Neck	2/0 (6/1)	2/0 (7W) 2/0 (19W)	2/0 (7W)	-----	EZSTC-276	-----	-----
Side Tie; 2-1/4 Neck	3/0 (6/1)	3/0 (7W) 3/0 (19W)	3/0 (7W)	-----	EZSTC-277	-----	-----
Side Tie; 2-1/4 Neck	4/0 (6/1)	4/0 (7W) 4/0 (19W)	4/0 (7W)	QWSTC278	EZSTC-278	-----	-----
Side Tie; 2-1/4 Neck	266.8 (18/1) 266.8 (26/7)	266.8 (19W) 266.8 (37W) 336.4 (19W)		-----	EZSTC-279	-----	-----



QUIK-WRAP™ Side Ties, C Neck Insulators (2-1/4)
QWSTC Series Cross Reference
January, 2014

GROUP	POPULAR CONDUCTOR SIZE			HPS	PLP	DULMISON	HELICAL
	ACSR	AAC	AAAC				
Side Tie; 2-1/4 Neck	336.4 (18/1)	350 (19W)		-----	EZSTC-280	-----	-----
	397.5 (18/1)	397.5 (19W)					
Side Tie; 2-1/4 Neck	477 (18/1)	450 (19W)		QWSTC281	EZSTC-281	-----	-----
	477 (24/7)	477 (19W)					
	477 (26/7)	477 (37W)					
		556.5 (19W)					
Side Tie; 2-1/4 Neck	556.5 (18/1)	700 (37W)		QWSTC282	EZSTC-282	-----	-----
	556.5 (24/7)	700 (61W)					
	636 (18/1)						
Side Tie; 2-1/4 Neck	636 (24/7)	795 (37W)		-----	EZSTC-283	-----	-----
	795 (54/7)	795 (61W)					
Side Tie; 2-1/4 Neck	795 (26/7)	1033.5 (37W)		-----	EZSTC-284	-----	-----
	954 (36/1)	1033.5 (61W)					
	954 (54/7)						

QUIK-WRAP™ Side Ties, F Neck Insulators (2-7/8)

QWSTF Series Cross Reference

January, 2014

GROUP	POPULAR CONDUCTOR SIZE			HPS	PLP	DULMISON	HELICAL
	ACSR	AAC	AAAC				
Side Tie; 2-7/8 Neck	#6 (6/1)	#4 (7W) Comp		-----	EZSTF-170	-----	-----
Side Tie; 2-7/8 Neck	#4 (6/1) Comp #4 (7/1) Comp	#4 (7W)		-----	EZSTF-171	-----	-----
Side Tie; 2-7/8 Neck	#4 (6/1) #4 (7/1)	#3 (7W)	#4 (7W)	QWSTF172	EZSTF-172	-----	-----
Side Tie; 2-7/8 Neck		#2 (7W)	#3 (7W)	-----	EZSTF-173	-----	-----
Side Tie; 2-7/8 Neck	#2 (6/1) #2 (7/1) #1 (6/1)	#1 (7W) #1 (19W)	#2 (7W)	QWSTF174	EZSTF-174	-----	-----
Side Tie; 2-7/8 Neck	1/0 (6/1)	1/0 (7W) 1/0 (19W)	1/0 (7W)	QWSTF175	EZSTF-175	-----	-----
Side Tie; 2-7/8 Neck	2/0 (6/1)	2/0 (7W) 2/0 (19W)	2/0 (7W)	QWSTF176	EZSTF-176	-----	-----
Side Tie; 2-7/8 Neck	3/0 (6/1)	3/0 (7W) 3/0 (19W)	3/0 (7W)	QWSTF177	EZSTF-177	-----	-----
Side Tie; 2-7/8 Neck	4/0 (6/1)	4/0 (7W) 4/0 (19W)	4/0 (7W)	QWSTF178	EZSTF-178	-----	-----
Side Tie; 2-7/8 Neck	266.8 (18/1) 266.8 (26/7)	266.8 (19W) 266.8 (37W) 336.4 (19W)		-----	EZSTF-179	-----	-----





QUIK-WRAP™ Side Ties, F Neck Insulators (2-7/8)

QWSTF Series Cross Reference

January, 2014

GROUP	POPULAR CONDUCTOR SIZE			HPS	PLP	DULMISON	HELICAL
	ACSR	AAC	AAAC				
Side Tie; 2-7/8 Neck	336.4 (18/1)	350 (19W)		QWSTF 180	EZSTF-180	-----	-----
	397.5 (18/1)	397.5 (19W)					
Side Tie; 2-7/8 Neck	477 (18/1)	450 (19W)		QWSTF 181	EZSTF-181	-----	-----
	477 (24/7)	477 (19W)					
	477 (26/7)	477 (37W)					
		556.5 (19W)					
Side Tie; 2-7/8 Neck	556.5 (18/1)	700 (37W)		QWSTF 182	EZSTF-182	-----	-----
	556.5 (24/7)	700 (61W)					
	636 (18/1)						
Side Tie; 2-7/8 Neck	636 (24/7)	795 (37W)		QWSTF 183	EZSTF-183	-----	-----
	795 (54/7)	795 (61W)					
Side Tie; 2-7/8 Neck	795 (26/7)	1033.5 (37W)		QWSTF 184	EZSTF-184	-----	-----
	954 (36/1)	1033.5 (61W)					
	954 (54/7)						



Double Side Ties, C Neck (2-1/4) & F Neck (2-7/8) LLDU4xxx Series Cross Reference

January, 2014

GROUP	POPULAR CONDUCTOR SIZE			HPS	PLP	DULMISON	HELICAL
	ACSR	AAC	AAAC				
Double Side Tie, 2-1/4 & 2-7/8 Neck	#4 (6/1) #4 (7/1)	#3 (7W)	#4 (7W)	LLDU4152AS	DBST-1100	DBST 0620	-----
Double Side Tie, 2-1/4 & 2-7/8 Neck		#2 (7W)	#3 (7W)	LLDU4153AS	DBST-1101	DBST 0705	-----
Double Side Tie, 2-1/4 & 2-7/8 Neck	#2 (6/1) #2 (7/1) #1 (6/1)	#1 (7W) #1 (19W)	#2 (7W)	LLDU4154AS	DBST-1102	DBST 0805	-----
Double Side Tie, 2-1/4 & 2-7/8 Neck	1/0 (6/1)	1/0 (7W) 1/0 (19W)	1/0 (7W)	LLDU4155AS	DBST-1103	DBST 0910	-----
Double Side Tie, 2-1/4 & 2-7/8 Neck	2/0 (6/1)	2/0 (7W) 2/0 (19W)	2/0 (7W)	LLDU4156AS	DBST-1104	DBST 1030	-----
Double Side Tie, 2-1/4 & 2-7/8 Neck	3/0 (6/1)	3/0 (7W) 3/0 (19W)	3/0 (7W)	LLDU4157AS	DBST-1105	DBST 1170	-----
Double Side Tie, 2-1/4 & 2-7/8 Neck	4/0 (6/1)	4/0 (7W) 4/0 (19W)	4/0 (7W)	LLDU4158AS	DBST-1106	DBST 1325	-----
Double Side Tie, 2-1/4 & 2-7/8 Neck	266.8 (18/1) 266.8 (26/7)	266.8 (19W) 266.8 (37W) 336.4 (19W)		LLDU4159AS	DBST-1107	DBST 1495	-----
Double Side Tie, 2-1/4 & 2-7/8 Neck	336.4 (18/1) 397.5 (18/1)	350 (19W) 397.5 (19W)		LLDU4160AS	DBST-1108	DBST 1695	-----
Double Side Tie, 2-1/4 & 2-7/8 Neck	477 (18/1) 477 (24/7) 477 (26/7)	450 (19W) 477 (19W) 477 (37W) 556.5 (19W)		LLDU4161AS	DBST-1109	DBST 1920	-----
Double Side Tie, 2-1/4 & 2-7/8 Neck	556.5 (18/1) 556.5 (24/7) 636 (18/1)	700 (37W) 700 (61W)		LLDU4162AS	DBST-1110	DBST 2175	-----
Double Side Tie, 2-1/4 & 2-7/8 Neck	636 (24/7) 795 (54/7)	795 (37W) 795 (61W)		LLDU4163AS	DBST-1111	DBST 2460	-----
Double Side Tie, 2-1/4 & 2-7/8 Neck	795 (26/7) 954 (36/1) 954 (54/7)	1033.5 (37W) 1033.5 (61W)		LLDU4164AS	DBST-1112	DBST 2785	-----



Double Side Ties, J Neck (3-1/2) LLDU5xxx Series Cross Reference January, 2014

GROUP	POPULAR CONDUCTOR SIZE			HPS	PLP	DULMISON	HELICAL
	ACSR	AAC	AAAC				
Double Side Tie, 3-1/2 Neck	#4 (6/1) #4 (7/1)	#3 (7W)	#4 (7W)	LLDU5152AS	DBSTJ-1300	DBSTJ 0620	-----
Double Side Tie, 3-1/2 Neck		#2 (7W)	#3 (7W)	-----	DBST-1301	DBSTJ 0705	-----
Double Side Tie, 3-1/2 Neck	#2 (6/1) #2 (7/1) #1 (6/1)	#1 (7W) #1 (19W)	#2 (7W)	LLDU5154AS	DBST-1302	DBSTJ 0805	-----
Double Side Tie, 3-1/2 Neck	1/0 (6/1)	1/0 (7W) 1/0 (19W)	1/0 (7W)	LLDU5155AS	DBST-1303	DBSTJ 0910	-----
Double Side Tie, 3-1/2 Neck	2/0 (6/1)	2/0 (7W) 2/0 (19W)	2/0 (7W)	LLDU5156AS	DBST-1304	DBSTJ 1030	-----
Double Side Tie, 3-1/2 Neck	3/0 (6/1)	3/0 (7W) 3/0 (19W)	3/0 (7W)	-----	DBST-1305	DBSTJ 1170	-----
Double Side Tie, 3-1/2 Neck	4/0 (6/1)	4/0 (7W) 4/0 (19W)	4/0 (7W)	-----	DBST-1306	DBSTJ 1325	-----
Double Side Tie, 3-1/2 Neck	266.8 (18/1) 266.8 (26/7)	266.8 (19W) 266.8 (37W) 336.4 (19W)		-----	DBST-1307	DBSTJ 1495	-----
Double Side Tie, 3-1/2 Neck	336.4 (18/1) 397.5 (18/1)	350 (19W) 397.5 (19W)		-----	DBST-1308	DBSTJ 1695	-----
Double Side Tie, 3-1/2 Neck	477 (18/1) 477 (24/7) 477 (26/7)	450 (19W) 477 (19W) 477 (37W) 556.5 (19W)		-----	DBST-1309	DBSTJ 1920	-----
Double Side Tie, 3-1/2 Neck	556.5 (18/1) 556.5 (24/7) 636 (18/1)	700 (37W) 700 (61W)		-----	DBST-1310	DBSTJ 2175	-----
Double Side Tie, 3-1/2 Neck	636 (24/7) 795 (54/7)	795 (37W) 795 (61W)		LLDU5163AS	DBST-1311	DBSTJ 2460	-----
Double Side Tie, 3-1/2 Neck	795 (26/7) 954 (36/1) 954 (54/7)	1033.5 (37W) 1033.5 (61W)		-----	DBST-1312	DBSTJ 2785	-----

Spool Ties, 1-3/4" Neck Diameter Insulators

LRO Series Cross Reference

January, 2014

GROUP	POPULAR CONDUCTOR SIZE				HPS	PLP	DULMISON	HELICAL
	ACSR	AAC	AAAC	PLASTIC JACKETED				
Spool Tie	#4 (6/1) #4 (7/1)	#3 (7W)	#4 (7W)	#6 (7W) 2/64s, #6 Solid 3/64s, #6 (6/1) 2/64s	LRO4006AS	SPL-1352-P	SPL 0620P	HSPT 014
Spool Tie No Tie Tube (Pad)	#4 (6/1) #4 (7/1)	#3 (7W)	#4 (7W)	#6 (7W) 2/64s, #6 Solid 3/64s, #6 (6/1) 2/64s	LRO4006ASNT	-----	SPL 0620T	-----
Spool Tie		#2 (7W)	#3 (7W)	#6 (6/1) 3/64s, #4 Solid 3/64s, #4 (6/1) 2/64s,	LRO4010AS	SPL-1353-P	SPL 0705P	HSPT 016
Spool Tie No Tie Tube (Pad)		#2 (7W)	#3 (7W)	#6 (6/1) 3/64s, #4 Solid 3/64s, #4 (6/1) 2/64s,	LRO4010ASNT	-----	SPL 0705T	-----
Spool Tie	#2 (6/1) #2 (7/1) #1 (6/1)	#1 (7W) #1 (19W)	#2 (7W)	#4 (6/1) 3/64s, #2 (7W) 3/64s, #4 (7/1) 3/64s	LRO4012AS	SPL-1354-P	SPL 0800P	HSPT 018
Spool Tie No Tie Tube (Pad)	#2 (6/1) #2 (7/1) #1 (6/1)	#1 (7W) #1 (19W)	#2 (7W)	#4 (6/1) 3/64s, #2 (7W) 3/64s, #4 (7/1) 3/64s	LRO4012ASNT	-----	SPL 0800T	-----
Spool Tie	1/0 (6/1)	1/0 (7W) 1/0 (19W)	1/0 (7W)	#2 (7W) 3/64s, #3 (7W) 4/64s, #4 (7W) 5/65s	LRO4018AS	SPL-1355-P	SPL 0910P	HSPT 022
Spool Tie No Tie Tube (Pad)	1/0 (6/1)	1/0 (7W) 1/0 (19W)	1/0 (7W)	#2 (7W) 3/64s, #3 (7W) 4/64s, #4 (7W) 5/65s	LRO4018ASNT	-----	SPL 0910T	-----
Spool Tie	2/0 (6/1)	2/0 (7W) 2/0 (19W)	2/0 (7W)	#2 (6/1) 3/64s, #2 (7W) 4/64s, #1 (7W) 4/64s	LRO4020AS	SPL-1356-P	SPL 1030P	HSPT 024
Spool Tie No Tie Tube (Pad)	2/0 (6/1)	2/0 (7W) 2/0 (19W)	2/0 (7W)	#2 (6/1) 3/64s, #2 (7W) 4/64s, #1 (7W) 4/64s	LRO4020ASNT	-----	SPL 1030T	-----



Spool Ties, 1-3/4" Neck Diameter Insulators

LRO Series Cross Reference

January, 2014

GROUP	POPULAR CONDUCTOR SIZE				HPS	PLP	DULMISON	HELICAL
	ACSR	AAC	AAAC	PLASTIC JACKETED				
Spool Tie	3/0 (6/1)	3/0 (7W) 3/0 (19W)	3/0 (7W)	#4 (7W) 8/64s, #1 (6/1) 4/64s, #1 (7W) 5/64s, #1 (19W) 5/64s, 1/0 (7W) 4/64s	LRO4022AS	SPL-1357-P	SPL 1170P	HSPT 026
Spool Tie No Tie Tube (Pad)	3/0 (6/1)	3/0 (7W) 3/0 (19W)	3/0 (7W)	#4 (7W) 8/64s, #1 (6/1) 4/64s, #1 (7W) 5/64s, #1 (19W) 5/64s, 1/0 (7W) 4/64s	LRO4022ASNT	-----	SPL 1170T	-----
Spool Tie	4/0 (6/1)	4/0 (7W) 4/0 (19W)	4/0 (7W)	1/0 (6/1) 4/64s, 1/0 (7W) 5/64s, 2/0 (7W) 4/64s, 1/0 (6/1) 5/64s,	LRO4024AS	SPL-1358-P	SPL 1325P	HSPT 028
Spool Tie No Tie Tube (Pad)	4/0 (6/1)	4/0 (7W) 4/0 (19W)	4/0 (7W)	1/0 (6/1) 4/64s, 1/0 (7W) 5/64s, 2/0 (7W) 4/64s, 1/0 (6/1) 5/64s,	LRO4024ASNT	-----	SPL 1325T	-----
Spool Tie	266.8 (18/1) 266.8 (26/7)	266.8 (19W) 266.8 (37W) 336.4 (19W)		3/0 (7W) 4/64s, 3/0 (19W) 4/64s, 3/0 (6/1) 4/64s, 4/0 (7W) 4/64s, 4/0 (19W) 4/64s, 3/0 (6/1) 5/64s	LRO4025AS	SPL-1359-P	SPL 1495P	HSPT 031
Spool Tie No Tie Tube (Pad)	266.8 (18/1) 266.8 (26/7)	266.8 (19W) 266.8 (37W) 336.4 (19W)		3/0 (7W) 4/64s, 3/0 (19W) 4/64s, 3/0 (6/1) 4/64s, 4/0 (7W) 4/64s, 4/0 (19W) 4/64s, 3/0 (6/1) 5/64s	LRO4025ASNT	-----	SPL 1495T	-----

Spool Ties, 1-3/4" Neck Diameter Insulators LRO Series Cross Reference January, 2014

GROUP	POPULAR CONDUCTOR SIZE				HPS	PLP	DULMISON	HELICAL
	ACSR	AAC	AAAC	PLASTIC JACKETED				
Spool Tie	336.4 (18/1) 397.5 (19W)	350 (19W) 397.5 (19W)		4/0 (7W) 5/64s, 3/0 (6/1) 6/64s, 4/0 (6/1) 5/64s, 266.8 (19W) 5/64s	LRO4027AS	SPL-1360-P	SPL 1695P	HSPT 033
Spool Tie No Tie Tube (Pad)	336.4 (18/1) 397.5 (19W)	350 (19W) 397.5 (19W)		4/0 (7W) 5/64s, 3/0 (6/1) 6/64s, 4/0 (6/1) 5/64s, 266.8 (19W) 5/64s	LRO4027ASNT	-----	SPL 1695T	-----
Spool Tie	477 (18/1) 477 (24/7) 477 (26/7)	450 (19W) 477 (19W) 477 (37W) 556.5 (19W)		266.8 (18/1) 5/64s, 336.4 (19W) 4/64s, 336.4 (37W) 6/64s	LRO4030AS	SPL-1361-P	SPL 1920P	HSPT 036
Spool Tie No Tie Tube (Pad)	477 (18/1) 477 (24/7) 477 (26/7)	450 (19W) 477 (19W) 477 (37W) 556.5 (19W)		266.8 (18/1) 5/64s, 336.4 (19W) 4/64s, 336.4 (37W) 6/64s	LRO4030ASNT	-----	SPL 1920T	-----
Spool Tie	556.5 (18/1) 556.5 (24/7) 636 (18/1)	700 (37W) 700 (61W)		336.4 (19W) 8/64s, 350 (37W) 6/64s, 450 (37W) 5/64s, 477 (37W) 5/64s	LRO4031AS	SPL-1362-P	SPL 2175P	HSPT 038
Spool Tie No Tie Tube (Pad)	556.5 (18/1) 556.5 (24/7) 636 (18/1)	700 (37W) 700 (61W)		336.4 (19W) 8/64s, 350 (37W) 6/64s, 450 (37W) 5/64s, 477 (37W) 5/64s	LRO4031ASNT	-----	SPL 2175T	-----



QUIK-WRAP™ Spool Ties, 1-3/4" Diameter Neck Insulators QWSP Series Cross Reference January, 2014

GROUP	NOMINAL CONDUCTOR SIZE				HPS	PLP	DULMISON	HELICAL
	ACSR	AAC	AAAC	PLASTIC JACKETED				
Spool Tie, 1-3/4 Neck	#4 (6/1) #4 (7/1)	#3 (7W)	#4 (7W)	#6 (7W) 2/64s, #6 Solid 3/64s, #6 (6/1) 2/64s	QWSP4372	EZSP-4372	QSPL 0620P	HSPT 014
Spool Tie, 1-3/4 Neck	#2 (6/1) #2 (7/1) #1 (6/1)	#1 (7W) #1 (19W)	#2 (7W)	#4 (6/1) 3/64s #4 (7W) 3/64s #4 (7/1) 3/64s	QWSP4374	EZSP-4374	QSPL 0705P	HSPT 016
Spool Tie, 1-3/4 Neck	1/0 (6/1)	1/0 (7W) 1/0 (19W)	1/0 (7W)	#2 (7W) 3/64s #3 (7W) 4/64s #4 (7W) 5/65s	QWSP4375	EZSP-4375	QSPL 0910P	HSPT 022
Spool Tie, 1-3/4 Neck	2/0 (6/1)	2/0 (7W) 2/0 (19W)	2/0 (7W)	#2 (6/1) 3/64s #2 (7W) 4/64s #1 (7W) 4/64s	QWSP4376	EZSP-4376	QSPL 1030P	HSPT 024
Spool Tie, 1-3/4 Neck	3/0 (6/1)	3/0 (7W) 3/0 (19W)	3/0 (7W)	#4 (7W) 8/64s #1 (6/1) 4/64s #1 (7W) 5/64s #1 (19W) 5/64s 1/0 (7W) 4/64s	QWSP4377	EZSP-4377	QSPL 1170P	HSPT 026
Spool Tie, 1-3/4 Neck	4/0 (6/1)	4/0 (7W) 4/0 (19W)	4/0 (7W)	1/0 (6/1) 4/64s 1/0 (7W) 5/64s 2/0 (7W) 4/64s 1/0 (6/1) 5/64s,	QWSP4378	EZSP-4378	QSPL 1325P	HSPT 028
Spool Tie, 1-3/4 Neck	266.8 (18/1) 266.8 (26/7)	266.8 (19W) 266.8 (37W) 336.4 (19W)		3/0 (7W) 4/64s 3/0 (19W) 4/64s 3/0 (6/1) 4/64s 4/0 (7W) 4/64s 4/0 (19W) 4/64s 3/0 (6/1) 5/64s	-----	EZSP-4379	QSPL 1495P	HSPT 031

QUIK-WRAP™ Spool Ties, 1-3/4" Diameter Neck Insulators QWSP Series Cross Reference January, 2014

GROUP	NOMINAL CONDUCTOR SIZE				HPS	PLP	DULMISON	HELICAL
	ACSR	AAC	AAAC	PLASTIC JACKETED				
Quik-Wrap™ Spool Tie	336.4 (18/1) 397.5 (18/1)	350 (19W) 397.5 (19W)		4/0 (7W) 5/64s 3/0 (6/1) 6/64s 4/0 (6/1) 5/64s 266.8 (19W) 5/64s	QWSP4380	EZSP-4380	QSPL 1695P	HSPT 033
	477 (18/1) 477 (24/7) 477 (26/7)	450 (19W) 477 (19W) 477 (37W) 556.5 (19W)		266.8 (18/1) 5/64s 336.4 (19W) 4/64s 336.4 (37W) 6/64s	QWSP4381	EZSP-4381	QSPL 1920P	HSPT 036
	556.5 (18/1) 556.5 (24/7) 636 (18/1)	700 (37W) 700 (61W)		336.4 (19W) 8/64s 350 (37W) 6/64s 450 (37W) 5/64s 477 (37W) 5/64s	-----	EZSP-4382	QSPL 2175P	HSPT 038

About Hubbell Power Systems

Hubbell Power Systems (HPS) manufactures a wide variety of transmission, distribution, substation, OEM and telecommunications products used by utilities. HPS products are also used in the civil construction, transportation, gas and water industries. Our product line includes construction and switching products, tools, insulators, arresters, pole line hardware, cable accessories, test equipment, transformer bushings and polymer precast enclosures and equipment pads.

Because Hubbell has a policy of continuous product improvement. We reserve the right to change design and specifications without notice.

©Copyright 2014 Hubbell Incorporated
Printed in U.S.A. 10/11RGS1M

Catalog FW-1

www.hubbellpowersystems.com

