







Straight Blade Devices

Heavy Duty, Industrial Grade Combination, Specification Grade Receptacles

15A and 20A 125V and 250V Self-Grounding Combination Receptacles, Back and Side Wired

Rating	Description	Color	Duplex
NEMA 5-15, 15A 125V 	NEMA 6-15, 15A 250V 	Combination 15A 125V and 15A 250V, nylon construction	Brown Gray Ivory
NEMA 5-20, 20A 125V 	NEMA 6-20, 20A 250V 	Combination 20A 125V and 20A 250V, nylon construction	Brown Gray Ivory
NEMA 5-15, 15A 125V 	NEMA L5-15, 15A 125V 	Combination 15A 125V straight blade and locking, reinforced thermoplastic polyester, 1 feed, 1 return	Brown





Note: Combination devices accommodate standard duplex wallplates, see Section P.

Industrial Grade, Receptacle and Attachment Plugs

15A 277V and 347V Grounding Devices Inches (mm)



Rating	Color	Heavy Duty Industrial Duplex Receptacle		Attachment Plug
		Standard	On Round Metal Box Cover 4.0" (101.6)	Clamp-Type Terminals Dead Front .296-.625" (7.5-15.9)
NEMA 7-15, 15A 277V 	Brown Black	5762	5782*	— 5756
NEMA/CSA 24-15, 15A 347V 	Black	—	—	5856

Note: *Not UL Listed or CSA Certified.

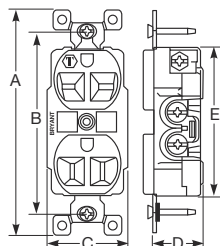
Polarity Tester



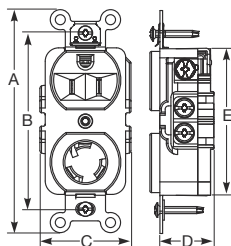
Description	Catalog Number
Circuit tester with neon indicator lamps to check NEMA 5-15 and 5-20 receptacles	5266PT

Product Dimensions Inches (mm)

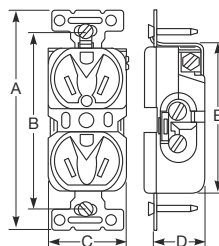
	Combination Receptacles		Heavy Duty Industrial Duplex	Attachment Plug
	BRY5292/BRY5492	Straight Blade & Locking		
A	4.06" (103.1)	4.06" (103.1)	4.06" (103.1)	1.72" (43.7)
B	3.28" (83.3)	3.28" (83.3)	3.28" (83.3)	1.54" (39.1)
C	1.54" (39.1)	1.69" (42.9)	1.38" (35.1)	—
D	1.16" (29.5)	1.19" (30.2)	0.86" (21.8)	—
E	2.69" (68.3)	2.74" (69.6)	2.62" (66.5)	—



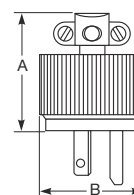
BRY5292/BRY5492



Straight Blade & Locking



Heavy Duty Industrial Duplex



Attachment Plug