



# GROUND&BOND | Irreversible Connectors



## Installation

- Irreversible compression bond
- Die index traceable

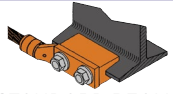
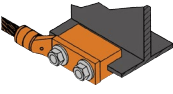
## Busbar Connectors

Dimensions Inches (mm)	Wire 1	Wire 2	Die	Qty	Catalog No.
1.5" x 1.37" x 0.81" (38 x 35 x 21)	2AWG	6AWG	HU1105	1	<b>HYG14B2TC2C6C</b>
1.5" x 1.37" x 0.81" (38 x 35 x 21)	2AWG	2AWG	HU1105	1	<b>HYG14B2TC2C2C</b>
1.5" x 1.37" x 0.81" (38 x 35 x 21)	4/0 -1/0AWG	-	HU1105	1	<b>HYG14BTC28</b>



Note: Individually packaged, Penetrox™ applied, compatible with 0.25" thick busbars.

## I-Beam Connectors

Steel Flange	Flange I Range Inches (mm)	Die	Qty	Catalog No.
 STANDARD BEAMS (FLANGE ANGLED)	0.250"–0.338" (6–9)	HU1105	1	<b>HYGIBS338</b>
	0.338"–0.400" (6–10)	HU1105	1	<b>HYGIBS400</b>
	0.400"–0.462" (10–12)	HU1105	1	<b>HYGIBS462</b>
	0.462"–0.500" (12–13)	HU1105	1	<b>HYGIBS550</b>
 WIDE FLANGE BEAMS (FLANGE PARALLEL)	0.250"–0.338" (6–9)	HU1105	1	<b>HYGIBW338</b>
	0.338"–0.400" (9–10)	HU1105	1	<b>HYGIBW400</b>
	0.400"–0.462" (10–12)	HU1105	1	<b>HYGIBW462</b>
	0.462"–0.500" (12–13)	HU1105	1	<b>HYGIBW550</b>



Note: Includes heavy duty lug mounting hardware: (2) 0.42" threaded studs, (2) flat washers, (2) lock washers, (2) hex nuts. Hole spacing for heavy duty HYGHA lugs.

## Heavy Duty Lugs

Conductor Size	Hole Size Inches (mm)	Spacing Inches (mm)	Die Index	Die	Qty	Catalog No.
2AWG	0.56" (14)	1.75" (44)	11	HU1CRT	1	<b>HYGHA02</b>
1/0AWG	0.56" (14)	1.75" (44)	14	HU27RT	1	<b>HYGHA25</b>
2/0AWG	0.56" (14)	1.75" (44)	15	HU28RT	1	<b>HYGHA26</b>
3/0AWG	0.56" (14)	1.75" (44)	16	HU29RT (2)	1	<b>HYGHA27</b>



Note: Individually packaged, Penetrox™ filled, compatible with HYGIB I-beam connectors.

Note: Penetrox™ is a trademark of Burndy Corporation.