





Series Inches (mm)

HBLALU3800 Series	Description	Color	Catalog No.	Description	Color	Catalog No.
HBLALU3800 Series	Single Channel Base Satin anodized finish. Packed 40ft (12.19m) per carton, 10ft (3m) lengths.	Anodized Aluminum	<b>HBLALU3800B10</b> A: 2.10" (53.34) B: 3.00" (76.20)	Cover Satin anodized finish. Packed 40ft (12.19m) per carton, 5ft (1.5m) lengths.	Anodized Aluminum	<b>HBLALUC5</b> A: 3.00" (76.20)
	Assembled cover and base dimensions. W: 3.00" (76.20) H: 2.25" (57.15)					

	Description	Color	Catalog No.	Description	Color	Catalog No.
Elbows and Tees	Internal Elbow For making a 90° internal turn in a raceway run.	Anodized Aluminum	<b>HBLALU3817*</b> A: 6.00" (152.40) B: 6.00" (152.40)	Inverted Internal Elbow For connecting a vertical run of HBLALU3800 with a horizontal run with its cover facing up.	Anodized Aluminum	<b>HBLALU3817N*</b> A: 6.00" (152.40) B: 5.98" (151.89)
	External Elbow For making a 90° external turn in a raceway run.	Anodized Aluminum	<b>HBLALU3818*</b> A: 6.00" (152.40) B: 6.00" (152.40)	Tee For branch connections of two runs of HBLALU3800 Raceway.	Anodized Aluminum	<b>HBLALU3815*</b> A: 6.00" (152.40) B: 6.00" (152.40)
	Flat Elbow For making a 90° flat turn in a raceway run.	Anodized Aluminum	<b>HBLALU3811*</b> A: 6.00" (152.40) B: 6.00" (152.40)			
End Fittings	Entrance End Fitting For feeding raceway, has concentric 1/2in and 3/4in trade size KOs.	Anodized Aluminum	<b>HBLALU3810B1</b> A: 3.00" (76.20) B: 2.31" (58.74)	Blank End Fitting For closing end of raceway.	Anodized Aluminum	<b>HBLALU3810B</b> A: 3.00" (76.20) B: 2.31" (58.74)
	Cover Clip To cover seam where lengths of HBLALU3800 Raceway come together.	Stainless Steel	<b>HBLALU3806</b> A: 1.38" (34.92)	Wire Clip For holding conductors in place. Can be used for either HBLALU3800 or HBLALU4800 Raceway.	Anodized Aluminum	<b>HBLALUWC</b> A: 1.00" (25.40)
Fittings	Internal Corner Coupling For butting two raceway sections to form an internal 90° turn in a raceway run.	Anodized Aluminum	<b>HBLALU17A</b> A: 4.00" (101.80) B: 2.00" (50.83)	Grounding Adapter For connection of equipment grounding. #10-32 Locking screws included.	Galvanized Steel	<b>HBLALU09</b> A: 4.00" (101.80) B: 2.00" (50.83)
	Couplings (Pair) To join lengths of HBLALU3800 or HBLALU4800 base.	Aluminum	<b>HBLALU01</b> A: 2.85" (72.39) B: 4.00" (101.80)			

\*HBLALU01 couplings included.  
Note: See page U41 for cover plates.