
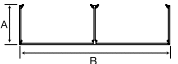




## HBLALU5000 Series Inches (mm)

	Description	Color	Catalog No.	Description	Color	Catalog No.
<b>HBLALU5000 Series</b>	Two Channel Base Satin anodized finish. Packed 40ft (12.19m) per carton, 10ft (3m) lengths.	Anodized Aluminum	<b>HBLALU5000B10</b> A: 1.66" (42.16) B: 5.08" (129.03)	Cover (Single Channel) Satin anodized finish. Packed 40ft (12.19m) per carton, 5ft (1.5m) lengths.	Anodized Aluminum	<b>HBLALUC57</b> A: 2.54" (64.52)
	Assembled cover and base dimensions. W: 5.08" (129.03) H: 1.75" (44.45)					

	Description	Color	Catalog No.	Description	Color	Catalog No.
<b>Elbows and Tees</b>	Internal Elbow For making a 90° internal turn in a raceway run.	Anodized Aluminum	<b>HBLALU5017*</b> A: 6.00" (152.40) B: 6.00" (152.40)	Inverted Internal Elbow For connecting a vertical run of HBLALU5000 with a horizontal run with its cover facing up.	Anodized Aluminum	<b>HBLALU5017N*</b> A: 5.91" (150.20) B: 5.98" (151.89)
	External Elbow For making a 90° external turn in a raceway run.	Anodized Aluminum	<b>HBLALU5018*</b> A: 6.00" (152.40) B: 6.00" (152.40)	Tee For branch connections of two runs of HBLALU5000 Raceway.	Anodized Aluminum	<b>HBLALU5015*</b> A: 9.00" (228.60) B: 8.08" (205.30)
	Flat Elbow For making a 90° flat turn in a raceway run.	Anodized Aluminum	<b>HBLALU5011*</b> A: 9.00" (228.60) B: 9.00" (228.60)			
<b>End Fittings</b>	Entrance End Fitting For feeding raceway, has concentric 1/2in and 3/4in trade size KOs.	Anodized Aluminum	<b>HBLALU5010B2</b> A: 5.08" (129.10) B: 1.75" (44.40)	Blank End Fitting For closing end of raceway.	Anodized Aluminum	<b>HBLALU5010B</b> A: 5.08" (129.10) B: 1.75" (44.40)
	Cover Clip To cover seam where lengths of HBLALU5000 Raceway come together.	Stainless Steel	<b>HBLALU5006</b> A: 1.38" (34.92)	Wire Clip For holding conductors in place. Can be used for either HBLALU5000 or HBLALU7620 Raceway.	Anodized Aluminum	<b>HBLALU57WC</b> A: 1.00" (25.40)
<b>Fittings</b>	Internal Corner Coupling For butting two raceway sections to form an internal 90° turn in a raceway run.	Anodized Aluminum	<b>HBLALU5717A</b> A: 3.50" (88.90) B: 2.38" (60.30)	Grounding Adapter For connection of equipment steel grounding. #10-32 Locking screws included.	Galvanized Steel	<b>HBLALU5709</b> A: 3.37" (85.50) B: 2.00" (50.83)
	Couplings (Pair) To join lengths of HBLALU5000 or HBLALU7620 base.	Aluminum	<b>HBLALU5701</b> A: 2.38" (60.30) B: 4.00" (101.80)			

\*HBLALU5701 couplings included  
Note: See page U45 for cover plates.