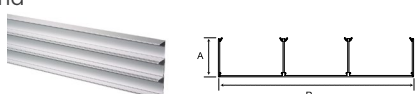

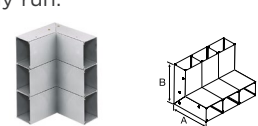
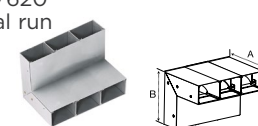
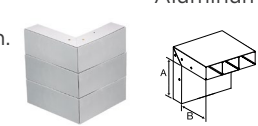
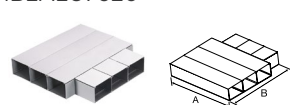


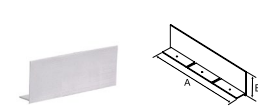


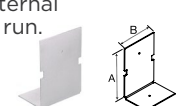

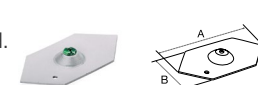


HBLALU7620 Series Inches (mm)

HBLALU7620 Series	Description	Color	Catalog No.	Description	Color	Catalog No.
	<p>Three Channel Base Satin anodized finish. Packed 40ft (12.19m) per carton, 10ft (3m) lengths.</p> <p>Assembled cover and base dimensions. W: 7.62" (193.55) H: 2.25" (57.15)</p> 	Anodized Aluminum	HBLALU7620B10 A: 2.16" (54.86) B: 7.62" (193.55)	<p>Cover (Single Channel) Satin anodized finish. Packed 40ft (12.19m) per carton, 5ft (1.5m) lengths.</p> 	Anodized Aluminum	HBLALUC57 A: 2.54" (64.52)

	Description	Color	Catalog No.	Description	Color	Catalog No.
Elbow Fittings	<p>Internal Elbow For making a 90° internal turn in a raceway run.</p> 	Anodized Aluminum	HBLALU7617* A: 6.50" (165.10) B: 6.50" (165.10)	<p>Inverted Internal Elbow For connecting a vertical run of HBLALU7620 with a horizontal run with its cover facing up.</p> 	Anodized Aluminum	HBLALU7617N* A: 6.50" (165.10) B: 5.98" (151.89)
	<p>External Elbow For making a 90° external turn in a raceway run.</p> 	Anodized Aluminum	HBLALU7618* A: 5.50" (139.70) B: 5.50" (139.70)	<p>Tee For branch connections of two runs of HBLALU7620 Raceway.</p> 	Anodized Aluminum	HBLALU7615* A: 9.00" (228.60) B: 10.62" (269.80)
	<p>Flat Elbow For making a 90° flat turn in a raceway run.</p> 	Anodized Aluminum	HBLALU7611* A: 11.54" (293.10) B: 11.54" (293.10)			
End Fittings	<p>Entrance End Fitting For feeding raceway, has concentric 1/2in and 3/4in trade size KOs.</p> 	Anodized Aluminum	HBLALU7610B2 A: 7.62" (193.50) B: 2.31" (58.70)	<p>Blank End Fitting For closing end of raceway.</p> 	Anodized Aluminum	HBLALU7610B A: 7.62" (193.50) B: 2.31" (58.70)
Fittings	<p>Cover Clip To cover seam where lengths of HBLALU7620 Raceway come together.</p> 	Stainless Steel	HBLALU7606 A: 1.38" (34.92)	<p>Wire Clip For holding conductors in place. Can be used for either HBLALU5000 or HBLALU7620 Raceway.</p> 	Anodized Aluminum	HBLALU57WC A: 1.00" (25.40)
	<p>Internal Corner Coupling For butting two raceway sections to form an internal 90° turn in a raceway run.</p> 	Anodized Aluminum	HBLALU5717A A: 3.50" (88.90) B: 2.38" (60.30)			
	<p>Couplings (Pair) To join lengths of HBLALU5000 or HBLALU7620 base.</p> 	Aluminum	HBLALU5701 A: 2.38" (60.30) B: 4.00" (101.80)			
				<p>Grounding Adapter For connection of equipment grounding. #10-32 Locking screws included.</p> 	Galvanized Steel	HBLALU5709 A: 3.37" (85.50) B: 2.00" (50.83)

*HBLALU5701 couplings included
Note: See page U45 for cover plates.