

Briarwood

FINISHES

- Antique Bronze - 020
- Graphite - 143

ALSO IN

- Bath
- Close-to-Ceiling

PAIR WITH

- Tilley
- Hemsworth

The Briarwood collection features a classic pattern commonly found on barn or farmhouse doors and gates. The simple geometric form features a faux-painted wood enclosure to frame vintage-style light bulbs. Choose from a coastal-inspired whitewashed finish paired with Graphite details, or a rich oak finish and Antique Bronze combination.

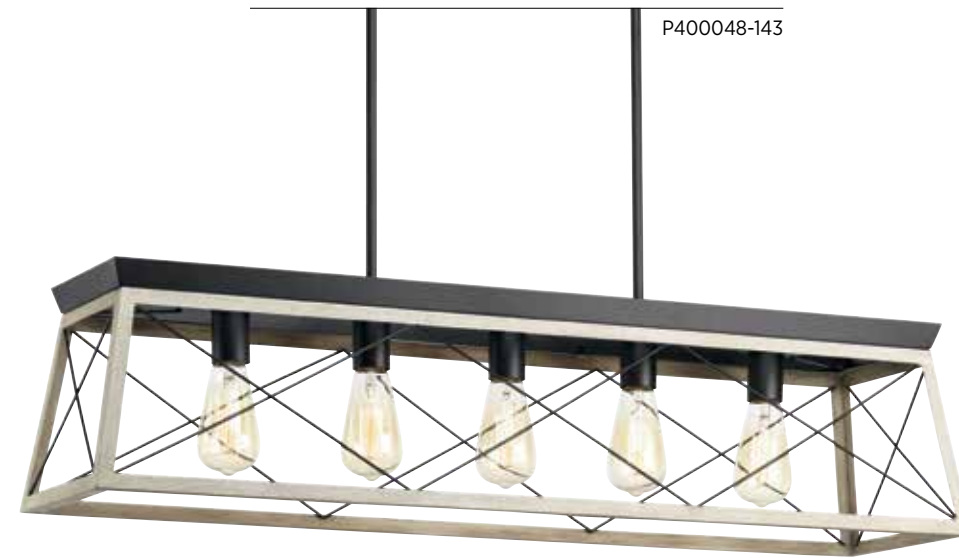
P400047-143

Geometric Form



Faux Painted Wood

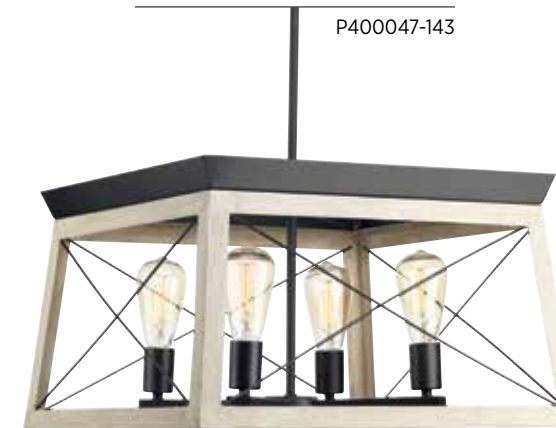
Farmhouse Inspiration



P400048-143



P500178-143



P400047-143



P710012-143



P500041-143

Briarwood

FOUR-LIGHT CHANDELIER

P400047-143 Graphite
20" sq., 12" ht.,
Overall ht. w/stem 88", wire 15'.
Four medium base lamps,
each 100w max.

FIVE-LIGHT LINEAR CHANDELIER

P400048-143 Graphite
38" W., 10" D., 9" ht.,
Overall ht. w/stem 75", wire 15'.
Five medium base lamps,
each 100w max.

MINI-PENDANT

P500041-143 Graphite
10" sq., 9" ht.,
Overall ht. w/stem 78", wire 10'.
One medium base lamp,
100w max.

FOUR-LIGHT FOYER

P500178-143 Graphite
15-1/2" sq., 20-1/8" ht.,
Overall ht. w/stem 86-1/2", wire 15'.
Four medium base lamps,
each 60w max.

WALL SCNCE

P710012-143 Graphite
6-7/8" W., 12" ht.,
Extends 6", H/CTR 4".
One medium base lamp,
100w max.

All fixtures shown with P7825-01 vintage lamps, not included. See page 824.



Featuring Briarwood
Image: Keystone Custom Homes and The Premise Studio

Make it Cozy and Inviting

A rustic kitchen island offers a cozy, warm and inviting contrast to the refined look of classic floor-to-ceiling white cabinets. Make the island a true room divider by building it in a U-shape that follows the flow of the hallway. Compliment the island's weathered barnboard base with geometric pendants like Briarwood, which features a barndoor-inspired, X-brace design and faux wood-painted frame. Pull sleek bar chairs up to the island to add a touch of sophistication while keeping the rustic, comfortable feel.

Briarwood



P400048-020

FOUR-LIGHT CHANDELIER
P400047-020 Antique Bronze
20" sq., 12" ht.,
Overall ht. w/stem 88", wire 15'.
Four medium base lamps,
each 100w max.

FIVE-LIGHT LINEAR CHANDELIER
P400048-020 Antique Bronze
38" W., 10" D., 9" ht.,
Overall ht. w/stem 75", wire 15'.
Five medium base lamps,
each 100w max.

MINI-PENDANT
P500041-020 Antique Bronze
10" sq., 9" ht.,
Overall ht. w/stem 78", wire 10'.
One medium base lamp,
100w max.

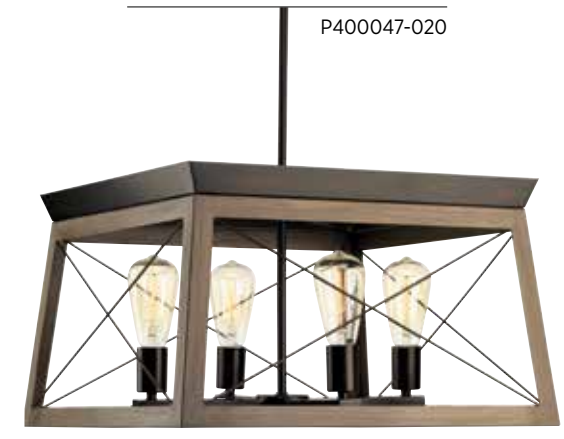
FOUR-LIGHT FOYER
P500178-020 Antique Bronze
15-1/2" sq., 20-1/8" ht.,
Overall ht. w/stem 86-1/2", wire 15'.
Four medium base lamps,
each 60w max.

WALL SCNCE
P710012-020 Antique Bronze
6 7/8" W., 12" ht.,
Extends 6", H/CTR 4".
One medium base lamp,
100w max.

All fixtures shown with P7825-01 vintage lamps, not included.



P500178-020



P400047-020



P710012-020



P500041-020

Briarwood

FINISHES

- Antique Bronze - 020
- Graphite - 143

ALSO IN

- Collections
- Close-to-Ceiling

P300230-143

The classic, X-brace pattern inspired by farmhouse or barn doors is re-imagined in the Briarwood two, three, and four-light wall sconce offerings. The simple geometric shape, a hallmark of the Briarwood collection, is mounted on the faux-painted wood backplate, with a clear glass shade completing the look.

Barn Doors Reimagined



Faux-Painted Wood Backplate

X-Brace Pattern

ONE-LIGHT BATH

P710012-143 Graphite
6-7/8" W., 12" ht.
Extends 6", H/CTR 4".
One medium base lamp,
100w max.



P710012-143

TWO-LIGHT BATH

P300230-143 Graphite
14-3/4" W., 8-1/4" ht.,
Extends 6-1/2". H/CTR 5-7/8".
Two medium base lamps,
each 60w max.



P300232-143

THREE-LIGHT BATH

P300231-143 Graphite
24-3/4" W., 8-1/4" ht.,
Extends 6-1/2". H/CTR 5-7/8".
Three medium base lamps,
each 60w max.



P300230-143

FOUR-LIGHT BATH

P300232-143 Graphite
34-3/4" W., 8-1/4" ht.,
Extends 6-1/2". H/CTR 5-7/8".
Four medium base lamps,
each 60w max.



P300231-143

*All fixtures mount up or down.
Shown with P7825-01 vintage lamps,
not included.*

Briarwood

ONE-LIGHT BATH

P710012-020 Antique Bronze
6-7/8" W., 12" ht.
Extends 6", H/CTR 4".
One medium base lamp,
100w max.



P710012-020

TWO-LIGHT BATH

P300230-020 Antique Bronze
14-3/4" W., 8-1/4" ht.,
Extends 6-1/2". H/CTR 5-7/8".
Two medium base lamps,
each 60w max.



P300230-020

THREE-LIGHT BATH

P300231-020 Antique Bronze
24-3/4" W., 8-1/4" ht.,
Extends 6-1/2". H/CTR 5-7/8".
Three medium base lamps,
each 60w max.



P300231-020

FOUR-LIGHT BATH

P300232-020 Antique Bronze
34-3/4" W., 8-1/4" ht.,
Extends 6-1/2". H/CTR 5-7/8".
Four medium base lamps,
each 60w max.



P300232-020

*All fixtures mount up or down.
Shown with P7825-01 vintage lamps,
not included.*

Briarwood

Faux-painted wood encloses a classic geometric form and vintage-style bulbs.



P350022-143



P350022-020

ONE-LIGHT FLUSH MOUNT

P350022-020 Antique Bronze

P350022-143 Graphite

9-1/2" sq., 7-5/8" ht.

One medium base lamp,
60w max.



P350039-143



P350039-020

TWO-LIGHT FLUSH MOUNT

P350039-020 Antique Bronze

P350039-143 Graphite

12" sq., 6" ht.

Two medium base lamps,
each 60w max.

All fixtures shown with P7825-01 vintage lamps, not included.

Briarwood

Faux-painted wood encloses a classic geometric form and vintage-style bulbs.

P710012-143 Graphite
P710012-020 Antique Bronze
6-7/8" W., 12" ht.
Extends 6", H/CTR 4".
One medium base lamp,
100w max.

*Fixture shown with P7825-01
vintage lamp.*



P710012-143



P710012-020