

Signature



P2521-09
shown with White blades



P2521-09CH
Shown with Cherry blades



P2521-20
Shown with P2602-20WB light kit*
with Classic Walnut blades
* Light kit sold separately.



P2521-77
Shown with Classic Walnut blades



P2521-80
Shown with Dark Cherry blades



P2521-81
Shown with Medium Oak blades

FINISHES

- Brushed Nickel - 09
- Antique Bronze - 20
- Forged Bronze - 77
- Forged Black - 80
- Antique Nickel - 81

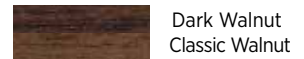
P2521-09 Brushed Nickel



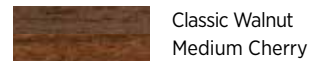
P2521-09CH Brushed Nickel



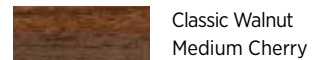
P2521-09WA Brushed Nickel




P2521-20 Antique Bronze



P2521-77 Forged Bronze



P2521-80 Forged Black



P2521-81 Antique Nickel



ENERGY INFORMATION AT HIGH SPEED

Airflow	4,701 cubic feet per minute
Electricity Use	65 watts (excludes lights)
DOE Weighted CFM/W	84 CFM/W

FEATURES

- 30-year limited warranty
- 45° Canopy
- Close-to-ceiling installation
- SureConnect® System
- AC Motor
- Compatible with universal light kits
- Three speed pull-chain switch
- Add a P2630-30 or P2630-95 wall control or P2614-01 hand-held remote control

SIZE

52" dia., 14-5/8" ht. CTC 11-9/16" ht.
80" lead wires.

CTC INSTALLATION

