


52" Performance

FINISHES


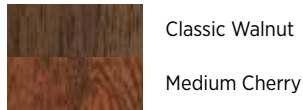
- Brushed Nickel - 09
- Antique Bronze - 20
- White - 30

P2503-09 Brushed Nickel




P2503-09
shown with Natural Cherry blades

P2503-20 Antique Bronze



P2503-30W
shown with White blades

P2503-30W White



P2503-20
shown with P2650-20TWB light kit*
and Medium Cherry blades
* Light kit sold separately.



P2503-20
shown with Medium Cherry blades



45° Canopy

- Standard canopy works with sloped ceilings up to 45°. (12:12 ceiling pitch)
- Outlet box mounting plate includes convenient hands-free hanger for wiring.
- Oversize, textured die-cast hanger ball reduces vibrations that can cause noise and wobble.
- Dual-mount for downrod or close-to-ceiling installation (on select fans)



SureConnect® System

- Motor screws pre-installed in blade arms to prevent them from falling out during installation.
- Special guides perfectly align blade arms to motor.
- Preinstalled rubber isolation pads prevent vibration noise.

ENERGY INFORMATION AT HIGH SPEED

Airflow	5,143 cubic feet per minute
Electricity Use	70 watts (excludes lights)
DOE Weighted CFM/W	85 CFM/W

FEATURES

- Limited lifetime warranty
- 45° Canopy
- Close-to-ceiling installation
- SureConnect® System
- AC Motor
- Compatible with universal light kits
- Three speed pull-chain switch
- Add a P2630-30 or P2630-95 wall control or P2662-01 hand-held remote control

SIZE

52" dia., 15-1/4" ht.
CTC 10-1/2" ht.
80" lead wires.



CTC INSTALLATION

