


# Lindale

Retreat for a little rest and relaxation under the gentle airflow offered by the Lindale Collection's ceiling fan. A mid-century modern style blends with a flush mount design as four rectangular plywood blades attach to the fan's vase-inspired center. Select your favorite finish from three beautiful options to customize your Lindale fan for a perfect fit in your home décor design.

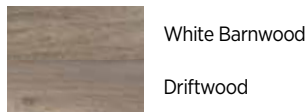
## FINISHES

- Satin White- 028
- Antique Nickel - 081
- Architectural Bronze - 129

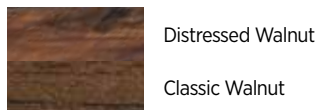
### P250028-028 Satin White



### P250028-081 Antique Nickel



### P250028-129 Architectural Bronze



P250028-028  
shown with Matte White blades



P250028-081  
shown with White Barnwood blades



P250028-129  
shown with Distressed Walnut blades  
and optional P2669-129 Light Kit

## LINDALE LIGHT KIT

- P2669-028** Satin White
  - P2669-081** Antique Nickel
  - P2669-129** Architectural Bronze
- 24w LED Module, 3000K, 90 CRI, 2000 lumens, dimmable.



P2669-28



P2669-81



P2669-129

## ENERGY INFORMATION AT HIGH SPEED

<b>Airflow</b>	4,642 cubic feet per minute
<b>Electricity Use</b>	60 watts (excludes lights)
<b>DOE Weighted CFM/W</b>	87 CFM/W

## FEATURES

- Limited lifetime warranty
- Hugger low profile mounting
- AC Motor
- Reversible plywood blades
- Remote control with batteries is included
- Remote control may be replaced with P2630-30 or P2630-95 wall control

## SIZE

52" dia., 11-3/16" ht.  
80" lead wires.



Three-Speed Remote Control Included  
Three-speed fan operation  
Full-range dimming for light