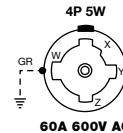
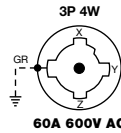




## 60 Amp, 600 Volts AC

**IP30**  
SUITABILITY



### Connector Bodies

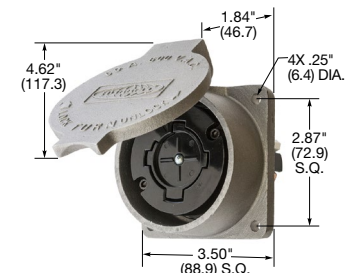
Description	Cord Dia.	Catalog Number	
Black phenolic interior with yellow thermoplastic sleeve over steel cover.	.920"-1.450" (23.36-36.83)	<b>HBL26418</b>	-
Black phenolic interior with blue thermoplastic sleeve over steel cover.	1.00"-1.50" (25.40-38.10)	-	<b>HBL26516</b>



**IP44**  
SUITABILITY

### Receptacles


Description	Catalog Number	
Black phenolic interior with short aluminum housing and lift cover.	<b>HBL26410</b>	-
Black phenolic interior with long aluminum housing and lift cover.	<b>HBL26420</b>	-
Black phenolic interior with long aluminum housing with lift cover and blue finish.	-	<b>HBL26520</b>



**IP30**  
SUITABILITY

### Flanged Receptacles

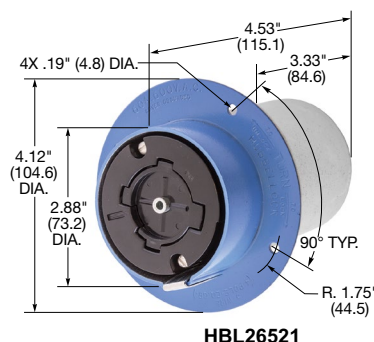
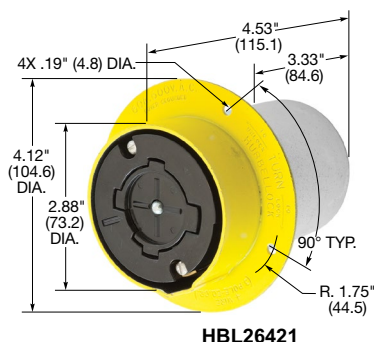
Description	Catalog Number	
Black phenolic interior with steel housing and flange.	<b>HBL26421</b>	-
Black phenolic interior with steel housing and flange with blue finish.	-	<b>HBL26521</b>



### Receptacle Box and Adapter Plates (Box requires one adapter)

Description	Catalog Number
Box, cast aluminum, only for 60A Hubbellock receptacles.	<b>HBL26401</b>
Straight adapter plate.	<b>HBL26402</b>
45° adapter plate.	<b>HBL26404</b>

Note: Straight or angle adapter plate must be used when mounting a 60A receptacle to HBL26401 box. Cannot be used with round flanged receptacles and inlets. See page B-68 for additional information.



Dimensions in Inches (mm)