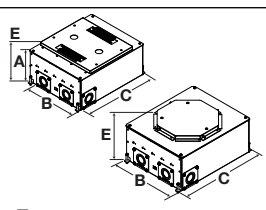




**SystemOne Recessed 4/5-Gang Floor Boxes and Covers, for Use In Concrete Floors**

| Style   | Rectangular Cover  |  | Round Cover   |  |
|---|--|--|---|--|
|  |  |  |  |  |
| Box Type  |  |  |   |  |
| Standard Box  | <b>CFB45G55E</b>   | -  | <b>CFB45G55RE</b>   | -  |
| Corrosion-Resistant Box (On-grade)  | -  | <b>CFB45G55CRE</b>                             | -   | <b>CFB45G55RCRE</b>                            |
| Recommended Pour Depth  | 6.00" (152.4)  | 6.00" (152.4)                                  | 6.25" (158.8)   | 6.25" (158.8)                                  |
| Min. Depth of Pour  | 5.50" (139.7)  | 5.50" (139.7)                                  | 6.25" (158.8)   | 6.25" (158.8)                                  |
| Adjustability   | Fully  | Fully  | Fully   | Fully  |
| Cubic Inch (cm <sup>3</sup> ) Capacity per Gang                                   | 99/105 cu. in.<br>(1621/1721 cm <sup>3</sup> )                                     | 99/105 cu. in.<br>(1621/1721 cm <sup>3</sup> ) | 99/105 cu. in.<br>(1621/1721 cm <sup>3</sup> )                                      | 99/105 cu. in.<br>(1621/1721 cm <sup>3</sup> ) |
| Dimensions – A  | 5.59" (142.0)  | 5.59" (142.0)                                  | -   | -  |
| Dimensions – B  | 11.09" (281.6)   | 11.09" (281.6)                                 | 11.09" (281.6)  | 11.09" (281.6)                                 |
| Dimensions – C  | 14.14" (359.2)   | 14.14" (359.2)                                 | 14.14" (359.2)  | 14.14" (359.2)                                 |
| Dimensions – D  | -  | -  | 8.37" (212.5) TYP.  | 8.37" (212.5) TYP.                             |
| Dimensions – E  | 5.50" (139.7)  | 5.50" (139.7)                                  | 6.25" (158.8)   | 6.25" (158.8)                                  |
| KO Trade Size: Ends   | (2) ¾", 1", 1¼", 2"  | (2) ¾", 1", 1¼", 2"                            | (2) ¾", 1", 1¼", 2"   | (2) ¾", 1", 1¼", 2"                            |
| Sides   | (2) ¾", 1", 1¼", 2"  | (2) ¾", 1", 1¼", 2"                            | (2) ¾", 1", 1¼", 2"   | (2) ¾", 1", 1¼", 2"                            |
| Bottom  | (2) ½", ¾", 1", 1¼"  | (2) ½", ¾", 1", 1¼"                            | (2) ½", ¾", 1", 1¼"   | (2) ½", ¾", 1", 1¼"                            |
| Cover Style   | Rectangular  | Rectangular                                    | Round   | Round  |
| 2 Inch Hub Compatible   | Yes  | Yes  | Yes   | Yes  |

Note: UL File Number E31999. Boxes include concrete covers.

\*Requires CFBHUB2 for 2" conduits. CFBHUB200PVC for 2" PVC conduits or CFBHUB125PVC for 1¼" PVC conduits.

**Rectangular Covers**

- Compatible with **CFB45G55E** and **CFB45G55CRE**
- Two large cable egress doors and access 180° opening
- Maximum static load of 1,500 lbs. with 2x safety factor\*
- Surface style typical applications: Carpet, VCT
- Flush style typical applications: Tile, finished concrete and Terrazzo floors


| Finish                   | Cover Dimensions 11½ in. x 10 in. |                     | Cover Dimensions 10½ in. x 9 in. |                     |
|--------------------------|-----------------------------------|---------------------|----------------------------------|---------------------|
|                          | Surface                           | Surface with Insert | Flush                            | Flush with Insert   |
| Aluminum Powder Coat     | <b>610GCCVRALU</b>                | <b>610GCCVRALUC</b> | <b>610GTCVRALU</b>               | <b>610GTCVRALUC</b> |
| Black Powder Coat        | <b>610GCCVRBK</b>                 | <b>610GCCVRBK C</b> | <b>610GTCVRBK</b>                | <b>610GTCVRBK C</b> |
| Brass Powder Coat        | <b>610GCCVRBRS</b>                | <b>610GCCVRBRSC</b> | <b>610GTCVRBRS</b>               | <b>610GTCVRBRSC</b> |
| Bronze Powder Coat       | <b>610GCCVRBRZ</b>                | <b>610GCCVRBRZC</b> | <b>610GTCVRBRZ</b>               | <b>610GTCVRBRZC</b> |
| Satin Nickel Powder Coat | <b>610GCCVRNK</b>                 | <b>610GCCVRNK C</b> | <b>610GTCVRNK</b>                | <b>610GTCVRNK C</b> |



Aluminum Powder Coat



Black Powder Coat



Brass Powder Coat



Bronze Powder Coat



Satin Nickel Powder Coat

**8 Inch Round Covers**

- Compatible with **CFB45G55RE** and **CFB45G55RCRE**
- Cover flanges have a 9½ in. diameter and 0.15 in. height
- Maximum static load of 1,000 lbs. with 2x safety factor\*
- Recessed covers- 180° access with 2 cable egress doors

| Finish                | Surface              |
|-----------------------|----------------------|
| Brushed Aluminum      | <b>CFBS1R8CVRALU</b> |
| Black Powder Coat     | <b>CFBS1R8CVRBLK</b> |
| Brass Plated          | <b>CFBS1R8CVRBRS</b> |
| Antique Bronze Plated | <b>CFBS1R8CVRBRZ</b> |
| Gray Powder Coat      | <b>CFBS1R8CVRGRY</b> |
| Satin Nickel Plated   | <b>CFBS1R8CVRNKL</b> |



Note: \*Load applied through a 3 in. (76mm) mandrel in center of the cover. See page Q5 for round cover finishes.

Dimensions in Inches (mm)