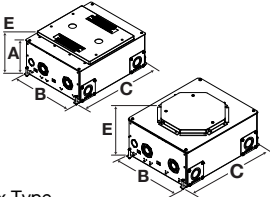




**SystemOne Recessed 8<sup>+</sup>/10-Gang Floor Boxes and Covers, for Use In Concrete Floors**

Style	Rectangular Cover		Round Cover	
				
Box Type	-		-	
Standard Box	<b>CFB10G55E</b>	-	<b>CFB10G55RE</b>	-
Corrosion-Resistant Box (On-grade)	-	<b>CFB10G55CRE</b>	-	<b>CFB10G55RCRE</b>
Recommended Pour Depth	6.00" (152.4)	6.00" (152.4)	6.25" (158.8)	6.25" (158.8)
Min. Depth of Pour	5.50" (139.7)	5.50" (139.7)	6.25" (158.8)	6.25" (158.8)
Adjustability	Fully	Fully	Fully	Fully
Cubic Inch (cm <sup>3</sup> ) Capacity per Gang	35.0/69.5/99.0 cu. in. (574/1139/1622 cm <sup>3</sup> )	35.0/69.5/99.0 cu. in. (574/1139/1622 cm <sup>3</sup> )	35.0/69.5/99.0 cu. in. (574/1139/1622 cm <sup>3</sup> )	35.0/69.5/99.0 cu. in. (574/1139/1622 cm <sup>3</sup> )
Dimensions - A	5.59" (142.0)	5.59" (142.0)	-	-
Dimensions - B	11.09" (281.6)	11.09" (281.6)	11.09" (281.6)	11.09" (281.6)
Dimensions - C	14.14" (359.2)	14.14" (359.2)	14.14" (359.2)	14.14" (359.2)
Dimensions - D	-	-	8.37" (212.5) TYP.	8.37" (212.5) TYP.
Dimensions - E	5.50" (139.7)	5.50" (139.7)	6.25" (158.8)	6.25" (158.8)
KO Trade Size: Ends	(2) 1/2", 3/4", (4) 1/2", 3/4", 1", 1 1/4", 1 1/2"	(2) 1/2", 3/4", (4) 1/2", 3/4", 1", 1 1/4", 1 1/2"	(2) 1/2", 3/4", (4) 1/2", 3/4", 1", 1 1/4", 1 1/2"	(2) 1/2", 3/4", (4) 1/2", 3/4", 1", 1 1/4", 1 1/2"
Sides	(2) 3/4", 1", 1 1/4", 2***	(2) 3/4", 1", 1 1/4", 2***	(2) 3/4", 1", 1 1/4", 2***	(2) 3/4", 1", 1 1/4", 2***
Bottom	(2) 1/2", 3/4", (4) 1/2", 3/4", 1", 1 1/4"	(2) 1/2", 3/4", (4) 1/2", 3/4", 1", 1 1/4"	(2) 1/2", 3/4", (4) 1/2", 3/4", 1", 1 1/4"	(2) 1/2", 3/4", (4) 1/2", 3/4", 1", 1 1/4"
Cover Style	Rectangular	Rectangular	Round	Round
2 Inch Hub Compatible	Yes	Yes	Yes	Yes

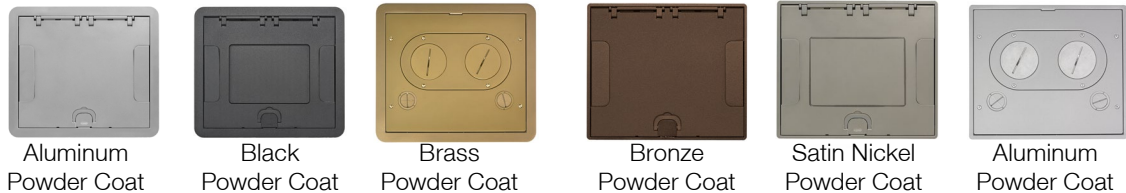
Note: \*\*Requires CFBHUB2 for 2" conduits. CFBHUB200PVC for 2" PVC conduits or CFBHUB125PVC for 1 1/4" PVC conduits.

**Rectangular Covers**

- Compatible with **CFB10G55** and **CFB10G55CR** Series Floor Boxes
- Two large cable egress doors and access 180° opening
- Maximum static load of 1,500 lbs. with 2x safety factor\*
- Surface style typical applications: Carpet, VCT
- Flush style typical applications: Tile, finished concrete and Terrazzo floors
- Furniture Feed covers dividers purchased separately

Finish	Surface Cover Dimensions 11 1/2 in. x 10 in.			Flush Cover Dimensions 10 1/2 in. x 9 in.		
	Without Insert	With Insert	Furniture Feed (2)1 in. and (2) 2 in. Plugs)	Without Insert	With Insert	Furniture Feed (2)1 in. and (2) 2 in. Plugs)
Aluminum Powder Coat	<b>610GCCVRALU</b>	<b>610GCCVRALUC</b>	<b>610GCCFFCVRALU*</b>	<b>610GTCVRALU</b>	<b>610GTCVRALUC</b>	<b>610GTCFFCVRALU*</b>
Black Powder Coat	<b>610GCCVRBK</b>	<b>610GCCVRBKC</b>	<b>610GCCFFCVRBK*</b>	<b>610GTCVRBK</b>	<b>610GTCVRBKC</b>	<b>610GTCFFCVRBK*</b>
Brass Powder Coat	<b>610GCCVRBRS</b>	<b>610GCCVRBRSC</b>	<b>610GCCFFCVRBRS*</b>	<b>610GTCVRBRS</b>	<b>610GTCVRBRSC</b>	<b>610GTCFFCVRBRS*</b>
Bronze Powder Coat	<b>610GCCVRBRZ</b>	<b>610GCCVRBRZC</b>	<b>610GCCFFCVRBRZ*</b>	<b>610GTCVRBRZ</b>	<b>610GTCVRBRZC</b>	<b>610GTCFFCVRBRZ*</b>
Satin Nickel Powder Coat	<b>610GCCVRNK</b>	<b>610GCCVRNKC</b>	<b>610GCCFFCVRNK*</b>	<b>610GTCVRNK</b>	<b>610GTCVRNKC</b>	<b>610GTCFFCVRNK*</b>

Note: \* For 10-gang box dual service, **CFB10FFDIVKIT** required with Furniture Feed covers. Purchased separately.



**8 Inch Round Covers**

- Compatible with **CFB10G55R** and **CFB10G55RCR** Series Floor Boxes
- Two large cable egress doors and access 180° opening
- Maximum static load of 1,000 lbs. with 2x safety factor\*
- Recessed covers- 180° access with 2 cable egress doors
- Furniture Feed covers dividers purchased separately

Finish	Flush Surface	Furniture Feed (1 in. and 2 in. Plugs)
Brushed Aluminum	<b>CFBS1R8CVRALU</b>	<b>CFBS1R8FFCVRALU<sup>#</sup></b>
Black Powder Coat	<b>CFBS1R8CVRBLK</b>	<b>CFBS1R8FFCVRBLK<sup>#</sup></b>
Brass Plated	<b>CFBS1R8CVRBRS</b>	<b>CFBS1R8FFCVRBRS<sup>#</sup></b>
Antique Bronze Plated	<b>CFBS1R8CVRBRZ</b>	<b>CFBS1R8FFCVRBRZ<sup>#</sup></b>
Gray Powder Coat	<b>CFBS1R8CVRGRY</b>	<b>CFBS1R8FFCVRGRY<sup>#</sup></b>
Satin Nickel Plated	<b>CFBS1R8CVRNKL</b>	<b>CFBS1R8FFCVRNKL<sup>#</sup></b>



Note: \*Load applied through a 3 in. (76mm) mandrel in center of the cover.

<sup>#</sup>For 10-gang box dual service, **CFBS1R8FF10GDIVKIT** required with Furniture Feed covers. Purchased separately. See page P5 for round cover finishes

<sup>†</sup>UL File Number E31999. Boxes include concrete covers. FB10MPNEMA2XG and/or FB10MPNEMA4G for 8-gang configuration.

Dimensions in Inches (mm)