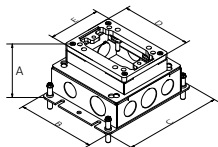








Flush Rectangular Stamped Steel Floor Boxes with Non-Metallic Covers, for Use In Concrete Floors

Style	Stamped Steel					
	1-Gang Deep	2-Gang Deep	3-Gang Deep	1-Gang Shallow	2-Gang Shallow	3-Gang Shallow
						
Catalog Numbers	FB2431*	FB2432	FB2433	FB2421*	FB2422	FB2423
Cover Frame Material	Thermoplastic	Thermoplastic	Thermoplastic	Thermoplastic	Thermoplastic	Thermoplastic
Min. Depth of Pour	3.75" (95.3)	3.75" (95.3)	3.75" (95.3)	2.75" (69.9)	2.75" (69.9)	2.75" (69.9)
Adjustability	Fully	Fully	Fully	Fully	Fully	Fully
Before Pour External Height Adjustment	1.25" (31.8)	1.25" (31.8)	1.25" (31.8)	1.25" (31.8)	1.25" (31.8)	1.25" (31.8)
After Pour Internal Height Adjustment	.50" (12.7)	.50" (12.7)	.50" (12.7)	.50" (12.7)	.50" (12.7)	.50" (12.7)
Cubic Inch (cm3) Capacity per Gang	54.0 (884.9)	52.8 (865.2)	50.8 (832.5)	37.3 (611.2)	35.0 (573.5)	34.0 (557.2); 35.0 (573.5) center gang
Dimensions – A	3.73" (94.7)	3.73" (94.7)	3.73" (94.7)	2.75" (69.8)	2.75" (69.8)	2.75" (69.8)
Dimensions – B	4.81" (122.2)	4.81" (122.2)	4.81" (122.2)	4.81" (122.2)	4.81" (122.2)	4.81" (122.2)
Dimensions – C	6.00" (152.4)	9.25" (235.0)	12.50" (317.5)	6.00" (152.4)	9.25" (235.0)	12.50" (317.5)
Dimensions – D	4.32" (109.7)	4.32" (109.7)	4.32" (109.7)	4.32" (109.7)	4.32" (109.7)	4.32" (109.7)
Dimensions – E	3.20" (81.3)	6.42" (163.0)	9.64" (244.8)	3.20" (81.3)	6.42" (163.0)	9.64" (244.8)
Knockouts – Sides	(2) 3/4", 1", 1-1/4"	(4) 3/4", 1", 1-1/4"	(6) 3/4", 1", 1-1/4"	(1) 1/2" & (1) 3/4"	(8) 1/2", 3/4"	(12) 1/2", 3/4"
Knockouts – Ends	(2) 3/4", 1", 1-1/4"	(2) 3/4", 1", 1-1/4"	(2) 3/4", 1", 1-1/4"	(2) 1/2" & (1) 3/4"	(4) 1/2", 3/4"	(4) 1/2", 3/4"
Knockouts – Bottom	(2) 3/4", 1", 1-1/4"	(4) 3/4", 1", 1-1/4"	(6) 3/4", 1", 1-1/4"	(2) 3/4", 1", 1-1/4"	(4) 3/4", 1", 1-1/4"	(6) 3/4", 1", 1-1/4"
Concrete Cover Included	✓	✓	✓	✓	✓	✓
Low Voltage Barrier	–	(1) Removable	(2) Removable	–	(1) Removable	(2) Removable

Note: UL File Number E92074. CSA File Number LR18416.

*Suitable for single service applications only.

Flush Rectangular Non-Metallic Covers and Flanges*

Required Components for Carpet Applications				Cover with Duplex and Style Line® decorator inserts included
Carpet Flanges				
Number of Gangs	1-Gang	2-Gang	3-Gang	One Required per Gang 4.15" x 2.97"
Dimensions	6.00" x 4.88"	6.00" x 8.13"	6.00" x 11.35"	
Black	MFBRFBL1	MFBRFBL2	MFBRFBL3	PFBR826BLA
Brown	MFBRFBR1	MFBRFBR2	MFBRFBR3	PFBR826BRA
Gray	MFBRFGY1	MFBRFGY2	MFBRFGY3	PFBR826GYA
Ivory	MFBRFI1	MFBRFI2	MFBRFI3	PFBR826IA



Cover

Duplex Insert

Style Line®
Decorator Insert

Note: *Flush rectangular non-metallic covers and flanges are UL listed only. Not CSA certified. COVER LOAD RATING; Non-metallic covers and flanges 300 lbs. Load applied through a 3 in. (76) mandrel at the center of the cover.

Dimensions in Inches (mm)