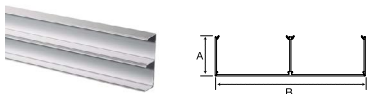

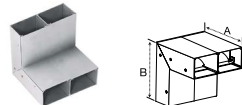
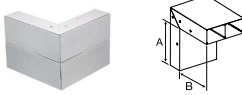
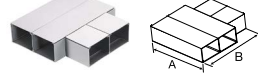





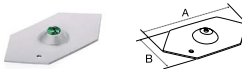



HBLALU5000 Series

HBLALU5000 Series	Description	Material	Catalog Number	Description	Material	Catalog Number
	<p>Two Channel Base Satin anodized finish. Packed 40 ft. (12.19m) per carton, 10 ft. (3m) lengths.</p> <p>Assembled cover and base dimensions: W: 5.08" (129.03) H: 1.75" (44.45)</p> 	Anodized Aluminum	HBLALU5000B10 A: 1.66" (42.16) B: 5.08" (129.03)	<p>Cover (Single Channel) Satin anodized finish. Packed 40 ft. (12.19m) per carton, 5 ft. (1.5m) lengths.</p> 	Anodized Aluminum	HBLALUC57 A: 2.54" (64.52)

Elbows and Tees	Description	Material	Catalog Number	Description	Material	Catalog Number
	<p>Internal Elbow For making a 90° internal turn in a raceway run.</p> 	Anodized Aluminum	HBLALU5017* A: 6.00" (152.40) B: 6.00" (152.40)	<p>Inverted Internal Elbow For connecting a vertical run of HBLALU5000 with a horizontal run with its cover facing up.</p> 	Anodized Aluminum	HBLALU5017N* A: 5.91" (150.20) B: 5.98" (151.89)
<p>External Elbow For making a 90° external turn in a raceway run.</p> 	Anodized Aluminum	HBLALU5018* A: 6.00" (152.40) B: 6.00" (152.40)	<p>Tee For branch connections of two runs of HBLALU5000 Raceway.</p> 	Anodized Aluminum	HBLALU5015* A: 9.00" (228.60) B: 8.08" (205.30)	
<p>Flat Elbow For making a 90° flat turn in a raceway run.</p> 	Anodized Aluminum	HBLALU5011* A: 9.00" (228.60) B: 9.00" (228.60)				
End Fittings	<p>Entrance End Fitting For feeding raceway, has concentric ½ in. and ¾ in. trade size KOs.</p> 	Anodized Aluminum	HBLALU5010B2 A: 5.08" (129.10) B: 1.75" (44.40)	<p>Blank End Fitting For closing end of raceway.</p> 	Anodized Aluminum	HBLALU5010B A: 5.08" (129.10) B: 1.75" (44.40)
	<p>Cover Clip To cover seam where lengths of HBLALU5000 Raceway come together.</p> 	Stainless Steel	HBLALU5006 A: 1.38" (34.92)	<p>Wire Clip For holding conductors in place. Can be used for either HBLALU5000 or HBLALU7620 Raceway.</p> 	Anodized Aluminum	HBLALU57WC A: 1.00" (25.40)
Fittings	<p>Internal Corner Coupling For butting two raceway sections to form an internal 90° turn in a raceway run.</p> 	Anodized Aluminum	HBLALU5717A A: 3.50" (88.90) B: 2.38" (60.30)	<p>Grounding Adapter For connection of equipment grounding. #10-32 Locking screws included.</p> 	Galvanized Steel	HBLALU5709 A: 3.37" (85.50) B: 2.00" (50.83)
	<p>Couplings (Pair) To join lengths of HBLALU5000 or HBLALU7620 base.</p> 	Aluminum	HBLALU5701 A: 2.38" (60.30) B: 4.00" (101.80)			

Note: *HBLALU5701 couplings included.
See page S-44 for cover plates.

Dimensions in Inches (mm)