

## Toggle Switches

### Features



Standard toggle switches provide the basic ON/OFF control for home lighting and appliances.

- Tough thermoplastic with ultrasonically welded cover and base
- Elongated strap for easier wall box mounting
- Quiet snap action mechanism
- Multiple-drive Slot/Phillips/Robertson head screws
- Hi-visibility yellow base for easy installation
- Operating temperature: -20°C to 60°C
- UL Listed, CSA Certified






**RS115W**

### Single Pole Toggle Switches

Description	Single Pole	Single Pole, Illuminated
Termination	Grounding, Push and Side Wire	Self-Grounding, Push and Side Wire
Rating	15A 120V AC	15A 120V AC
		
Color		
Clear	—	<b>RS115ILC</b>
Black	<b>RS115BK</b>	—
Brown	<b>RS115</b>	—
Ivory	<b>RS115I</b>	<b>RS115ILI*</b>
Light Almond	<b>RS115LA</b>	<b>RS115ILLA*</b>
White	<b>RS115W</b>	<b>RS115ILW*</b>

Note: \*Frame is clear and illuminates, toggle is colored. Does not require a neutral wire.

### Three and Four Way Toggle Switches

Description	Three Way	Three Way, Illuminated	Four Way
Termination	Grounding, Push and Side Wire	Self-Grounding, Push and Side Wire	Self-Grounding, Side Wire
Rating	15A 120V AC	15A 120V AC	15A 120V AC
			
Color			
Clear	—	<b>RS315ILC</b>	—
Black	<b>RS315BK</b>	—	—
Brown	<b>RS315</b>	—	<b>RS415</b>
Ivory	<b>RS315I</b>	<b>RS315ILI*</b>	<b>RS415I</b>
Light Almond	<b>RS315LA</b>	<b>RS315ILLA*</b>	<b>RS415LA</b>
White	<b>RS315W</b>	<b>RS315ILW*</b>	<b>RS415W</b>

Note: \*Frame is clear and illuminates, toggle is colored. Does not require a neutral wire.

Dimensions in Inches (mm)