

## SystemOne Fully Adjustable 4 inch Recessed Floor Boxes and Covers, for Use In Concrete Floors

### Floor Box Covers










The 4 inch recessed cover is available in a number of durable, yet beautiful finishes to match any décor. The flange height of 0.15 inch is ADA compliant and suitable for use on any floor finish. All covers are UL 514A listed and meet UL Scrubwater requirements.

#### Features

- Flange diameter is 5.5 inches
- Flange thickness is 0.15 inches thick and complies with ADA requirements
- Cover load rating is 1,000 lbs. with 2x safety factor\* for a static load applied through a 3 inch mandrel
- Available in six finishes
  - Satin nickel, antique bronze and brushed brass are plated finishes
  - Brushed aluminum is the base material brushed and lacquered
  - Black and gray finishes are powder coat



### Device Mounting Plates

Description / Catalog Number	Sub-plate	Description / Catalog Number	Sub-plate	Description / Catalog Number	Sub-plate
2X2 Sub-plate with (1) decorator device opening and (2) keystone jack openings  <b>S1R4SP2X2STYLE</b>		(1) Style Line® decorator device opening for power or datacom applications  <b>S1R4SPSTYLE</b>		2X2 Sub-plate with (1) decorator device opening and (2) Ortronics® TracJack® openings  <b>S1R4SP2X2STYLETJ</b>	
2X2 Sub-plate with (1) duplex device opening and (2) keystone jack openings  <b>S1R4SP2X2DUPLEX</b>		(1) Duplex device opening for power or datacom applications  <b>S1R4SPDUPLEX</b>		2X2 Sub-plate with (1) duplex device opening and (2) Ortronics® TracJack® openings  <b>S1R4SP2X2DUPLEXTJ</b>	
(4) Single 20A receptacles. Can be wired as single or two circuit with isolated ground capability, 12 inch wire leads Includes ⓪ stickers.  <b>S1R4SPQUAD</b>		(1) 1.60 inch opening for 20 or 30A Twist-Lock® receptacle  <b>S1R4SPTWIST</b>		(1) 1.40 inch opening for simplex receptacle  <b>S1R4SPSIMPLEX</b>	

### Architectural Cover Finishes

Finish	Recessed Activation	Furniture Feed Activation
Brushed Aluminum	<b>CFBS1R4CVRALU</b>	<b>S1R4FFCVRALU</b>
Black Powder Coat	<b>CFBS1R4CVRBLK</b>	<b>S1R4FFCVRBLK</b>
Plated Brushed Brass	<b>CFBS1R4CVRBRS</b>	<b>S1R4FFCVRBRS</b>
Plated Antique Bronze	<b>CFBS1R4CVRBRZ</b>	<b>S1R4FFCVRBRZ</b>
Gray Powder Coat Plated	<b>CFBS1R4CVRGRY</b>	<b>S1R4FFCVRGRY</b>
Plated Satin Nickel	<b>CFBS1R4CVRNKL</b>	<b>S1R4FFCVRNKL</b>

Note: \*Load applied through a 3 in. (76mm) mandrel in center of the cover.



### Accessories and Replacement Parts

Description	Catalog Number
Allows the conduit connections for the low voltage portion of the CFBS1R4SFB and CFBS1R4SFBCR to be increased to 2 inch capacity. The offset design helps to minimize conduit float during the concrete pour.	<b>CFBHUB2</b>
Set of conduit reducing adapters for use with the CFBS1R4PFB. Includes two each 1, 3/4 and 1/2 inch of the following adapters to reducing to the corresponding conduit diameter. 1 1/2, 1 1/4 and 1 inch	<b>CFBADAPT125</b> <b>CFBADAPT200</b>
Replacement low voltage partition for use in all four CFBS1R4 series floor boxes.	<b>CFBS1R4DIV</b>
Replacement ground bracket for use in all four CFBS1R4 series floor boxes.	<b>CFBS1R4GND</b>
Replacement pre-pour concrete yellow cover for use with all four of the CFBS1R4 series floor boxes.	<b>CFBS1R4COVER</b>
Abandonment plate, black finish, for all CFBS1R4 series floor boxes.	<b>S1R4CFBADMTBK</b>
Pre-pour PVC stand increases <b>CFBS1R4PFB</b> box height 2.5 in. to 4.0 in. within the concrete pour.	<b>PFBSTAND</b>



TracJack®, Series II® and Ortronics® are registered trademarks of Ortronics/Legrand.