


- Reliable, uniform, low glare illumination
- Type II, III and IV distributions
- 3000K, 4000K, 5000K CCT
- Integral surge and thermal protection
- 0-10V dimming ready
- IP66 optical system
- wiScape offers up to 1000' wireless communication
- Integral sensor is effective up to 40' mounting height



IK10

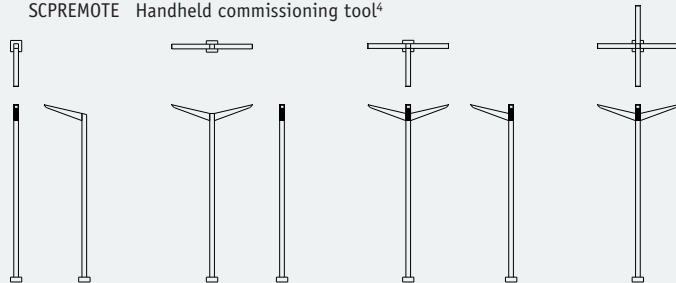
3000K and warmer CCTs only
MO-XX30 configurations only



SITE/AREA

MODEL	OPTICAL FINISH	VOLTAGE	MOUNTING	MOUNTING OPTIONS	FIXTURE FINISH
5" wide luminaire	Standard white or may choose one.	120-277VAC input standard or may choose one	Integral Pole (ft luminaire height)	Twin mount at staggered heights Mounting holes for a fixture at 180°, K51-... PS4... only, may choose one	Standard Colors
K51 Single fixture	MO Optics in Matte Black finish	347 347VAC input ²	PS510-188 10'	TS8 8' from bottom	WH Arctic White
K52 Two fixtures 180° apart	FO Optics in fixture finish	480 480VAC input ²	PS512-188 12'	TS10 10' from bottom	BL Black
K53 Three fixtures 90° apart	LIGHT ENGINE		PS514-188 14'	TS12 12' from bottom	BLT Matte Black
K54 Four fixtures 90° apart	CRI 70, 122W CRI 70, 87W		PS516-188 16'	TS14 14' from bottom	DGN Dark Green
	12050 (5000K) 9050 (5000K)		PS518-188 18'	TS16 16' from bottom	DB Dark Bronze
	12040 (4000K) 9040 (4000K)		PS520-188 20'	TS18 18' from bottom	TT Titanium
	12030 (3000K) 9030 (3000K)		Tenon Mount	Pole Accessories May choose one	WDB Weathered Bronze
	560nm monochromatic amber and or custom lumen package available by request. ¹		TA23 Slips over a 2 3/8" / 60mm Ø x 4" / 102mm tall tenon	GFI GFCI Receptacle	MDB Metallic Bronze
OPTICS	CONTROL		Side Mount	RBC Integral Receptacle	VBU Verde Blue
T2 IES Type 2	May choose one		SMK Mounts to the side of a square pole, K41 only	DRB Duplex Receptacle	CRT Corten
T3 IES Type 3	MCPCR 7-Position Receptacle				MAL Matte Aluminum
T4 IES Type 4	WIR wiScape Connectivity				MG Medium Grey
	WIRSC wiScape + Motion Sensor				AGN Antique Green
	SCP Motion Sensor + Photocell ⁴				LG Light Grey
	SCPREMOTE Handheld commissioning tool ⁴				Premium Colors
DIMENSIONS					SHK Shamrock
					SPP Salt and Pepper
					SFM Seafoam
					WCP Weathered Copper
					RAL Provide a RAL 4 digit color number
					CUSTOM COLOR Please provide color chip for matching

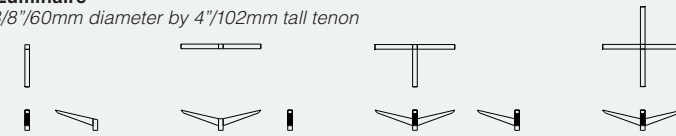
Integral Pole Luminaire
* Weight and EPA for fixtures only



MODEL	K51-...-PS5XX-188	K52-...-PS5XX-188	K53-...-PS5XX-188	K54-...-PS5XX-188
OVERALL LENGTH	43.5" / 1106mm	15.5" / 390mm	49" / 1238mm	82" / 2083mm
OVERALL WIDTH	15.5" / 390mm	82" / 2083mm	82" / 2083mm	82" / 2083mm
WEIGHT	20 lbs.	40 lbs.	60 lbs.	80 lbs.
EPA*	1.4	2.7	3.1	3.1

Tenon Mount Luminaire

Slips over a 2 3/8"/60mm diameter by 4"/102mm tall tenon

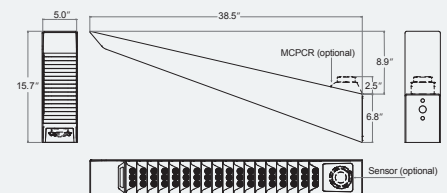


MODEL	K51-...-TA23	K52-...-TA23	K53-...-TA23	K54-...-TA23
OVERALL HEIGHT	19" / 483mm	19" / 483mm	19" / 483mm	19" / 483mm
OVERALL LENGTH	43.5" / 1106mm	5" / 127mm	43.5" / 1106mm	82" / 2083mm
OVERALL WIDTH	5" / 127mm	82" / 2083mm	82" / 2083mm	82" / 2083mm
WEIGHT	25 lbs.	40 lbs.	55 lbs.	70 lbs.
EPA	1.8	3.2	3.5	3.5

- 1 Contact factory
- 4 Handheld commissioning tool is required to separately configure or adjust any number of SCP sensors

Side Mounted Luminaire

Mounts to the side of 5"/127mm square pole.



MODEL	K51-...-SMK
OVERALL HEIGHT	15.7" / 399mm
OVERALL LENGTH	38.6" / 980mm
OVERALL WIDTH	5" / 127mm
WEIGHT	20 lbs.
EPA	1.4