

# TRP2/RDI2

## GeoPak Low Glare Architectural Wallpacks

LED WALLPACKS

NEW



Trapezoid



Radius



Medium sized architectural wallpacks designed for optimal visual comfort and maximum performance available in two stylish shapes that accentuate building architecture and provide excellent illumination and uniformity

- Die-cast aluminum with upper and lower casting for ease of installation and maintenance
- Precision crafted optics and reflectors provide up to 150 LPW and zero pixelation over the lens for maximum visual comfort
- IP65. Wet Location Listed to UL924 and UL1598 Standard.
- 0-10V dimming driver standard
- 10kA surge protector
- Universal spider plate for mounting to standard 3 1/2" and 4" square electrical boxes

- Drivers IP66 and RoHS compliant
- Zero uplight (UO), dark sky, neighbor friendly optics (downlight only)
- Optional Sensor and wireless controls
- Optional Dual Drivers and Dual Power Feeds
- DesignLights Consortium® (DLC) qualified. Please refer to the DLC website for specific product qualifications at [www.designlights.org](http://www.designlights.org)

### Uplight:

- Optional uplight component provides approximately 1,000 lumens for lighting building facades and/or providing direct/indirect lighting for under canopy applications
- Available in three distribution including Wall Graze, Spot/Column and Canopy

### MADE-TO-ORDER ORDERING INFORMATION

FAMILY	LEDS - WATTAGE	DISTRIBUTION	VOLTAGE	FINISH	CONTROL OPTIONS	OPTIONS
TRP2 Trapezoid	D-20 20w Low Glare Diffuse	FT Forward Throw Diffused	UNV 120-277V	BL Black Textured	PC Button Photocontrol	SF <sup>3</sup> Single Fuse & Fuse Holder
RDI2 Radius	D-30 30w Low Glare Diffuse	WT Wide Throw Diffused	120 120V	DB Dark Bronze Textured	SCP <sup>4,5</sup> Programmable occupancy sensor, factory default is 10% light output	DF <sup>3</sup> Double Fuse & Fuse Holder
	D-50 50w Low Glare Diffuse		208 208V	GT Graphite Textured	SCO <sup>4</sup> Sensor Control, On/Off	2DR <sup>6</sup> Dual Drivers
	D-70 70w Low Glare Diffuse		240 240V	GYS Light Gray Smooth	<b>SPEC SCP/SCO MOUNT HEIGHT</b>	2PF <sup>6</sup> Dual Power Feeds
	<b>CCT</b>		277 277V	PS Platinum Silver Smooth	-8F Up to 8ft mount height	
	3K7 3000K, 70CRI		UH <sup>1</sup> 347/480V	WH White Textured	-20F Up to 20ft mount height	
	4K7 4000K, 70CRI		347 <sup>1</sup> 347V	CC Custom Color		
	5K7 5000K, 70CRI		480 <sup>1</sup> 480V			

### SECONDARY DISTRIBUTION

- BLANK Downlight Only
- UG<sup>2</sup> Uplight Wall Graze
- UC<sup>2</sup> Uplight Canopy
- US<sup>2</sup> Uplight Spot/Column

<sup>1</sup> 70 watt version only, not available with PC, SCP or SCO sensors

<sup>2</sup> Not available with SF, DF, 2DR or 2PF electrical options

<sup>3</sup> Must specify voltage

<sup>4</sup> PCU option not applicable, included in sensor

<sup>5</sup> Must order minimum of one remote control to program dimming settings, 0-10V fully adjustable dimming with automatic daylight calibration and different time delay settings

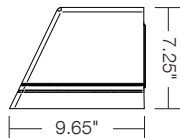
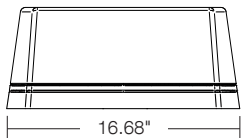
<sup>6</sup> Not available with 20w, 30w or uplight versions

### ACCESSORIES (ORDER SEPARATELY)

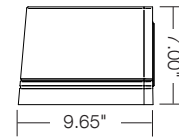
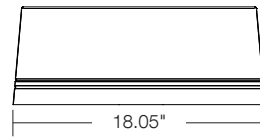
Catalog Number	Description
SCP-REMOTE*	Remote control for SCP option. Order at least one per project to program and control dimming settings
BB-GEO-XX	Black box with 4 - 1/2" threaded conduit holes, specify finish by replacing "XX" with finish selection, eg. Dark Bronze "DB"

\* Must order minimum of one remote control to program dimming settings, 0-10V fully adjustable dimming with automatic daylight calibration and different time delay settings.

### DIMENSIONS



**TRP2**  
Weight:  
16 lbs (7.3 kg)



**RDI2**  
Weight:  
16 lbs (7.3 kg)