

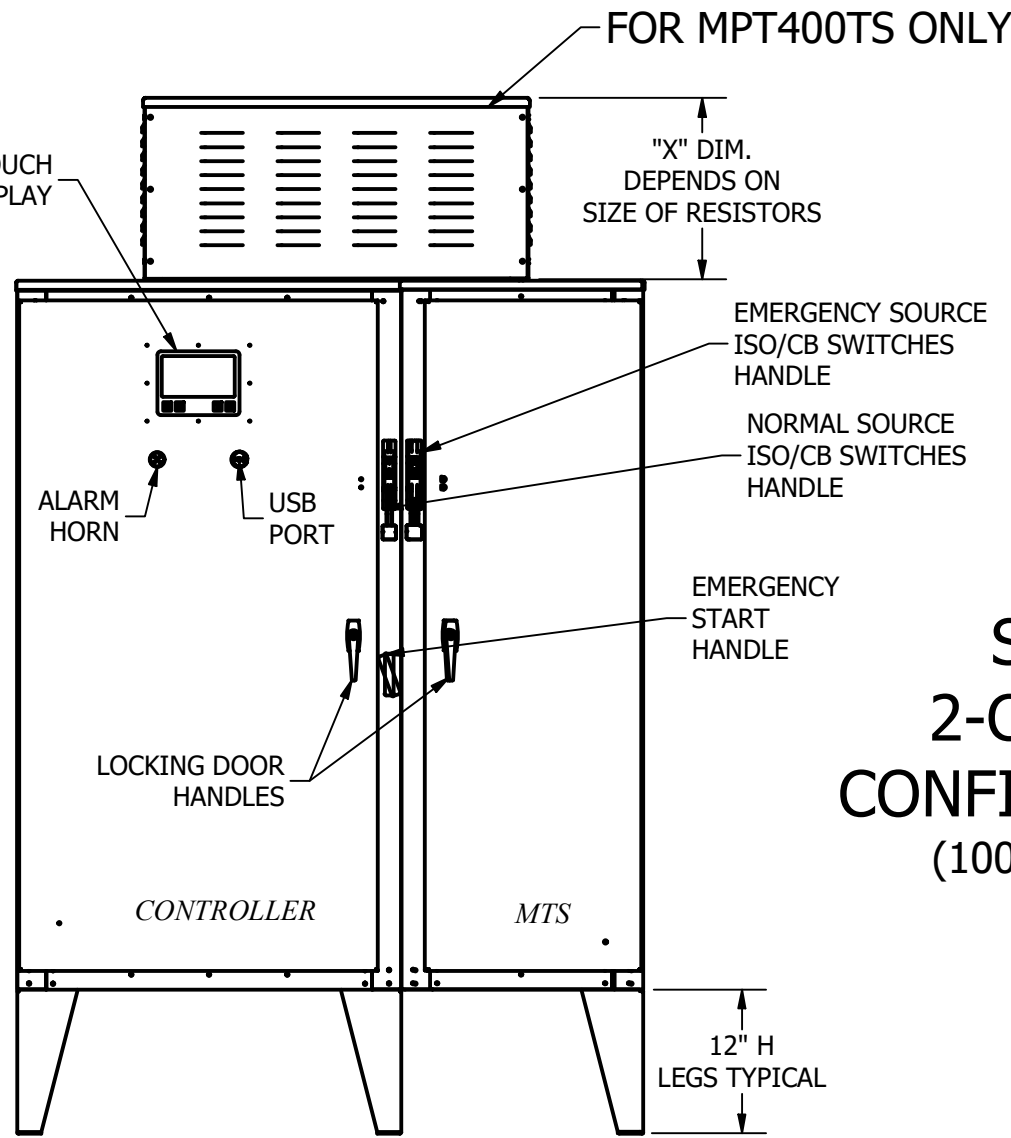


DIMENSIONS & DATA

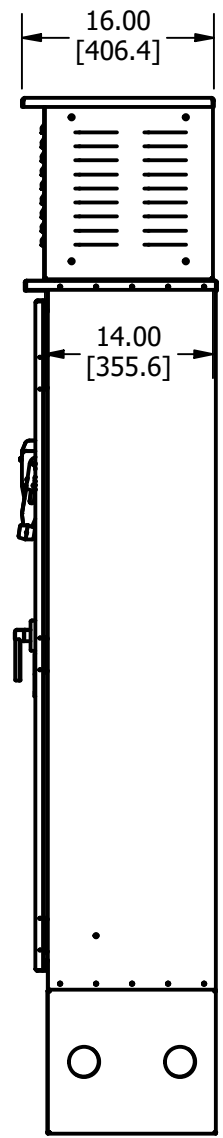
ELECTRIC FIRE PUMP WITH TRANSFER SWITCH



MPT400TS,
MPT450TS

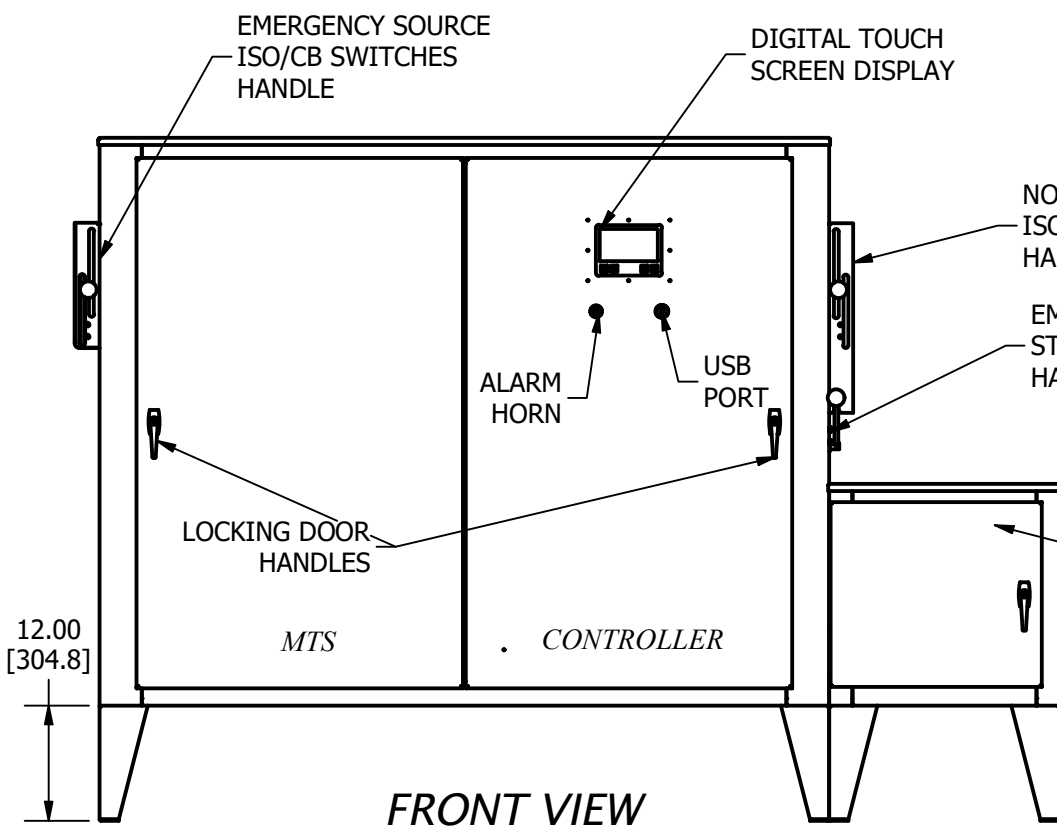


FRONT VIEW



SIDE VIEW

SMALL 2-CABINET CONFIGURATION (100-250 AMPS)



FRONT VIEW

400A / 600A CONFIGURATION

AUTOTRANSFORMER
CABINET
(600 AMPS)
400 AMPS
WILL NOT USE
SIDE CUBE

800 AMPS
AVAILABLE-
SEE SELECTION
CHARTS

*** REFER TO SELECTION TABLES FOR
SPECIFIC HP/V RANGES AVAILABLE**

ENCLOSURE TYPES AVAILABLE	
TYPE	COMMENTS
3R CRS (STD) SHOWN	
4/12 CRS	
4X CRS	
304 SS (PAINTED)	
304 SS (UNPAINTED)	
316 SS (PAINTED)	*CONTACT FACTORY FOR OPTIONS
316 SS (UNPAINTED)	*CONTACT FACTORY FOR OPTIONS

CONTROLLER TYPE
MPT400TS
MPT450TS

CONTROLLER WITH MTS (METRON TRANSFER SWITCH)		RATING:
DATE: 1/2017	DRAWN BY: S. JUDD	REV. N/A
METRON Division of - Hubbell ICD, Inc. 4301 Cheyenne Drive Archdale, N.C. 27263		DRAWING NO. MPT400/MPT450