



# WARP9™ WALL MOUNT Installation Instructions

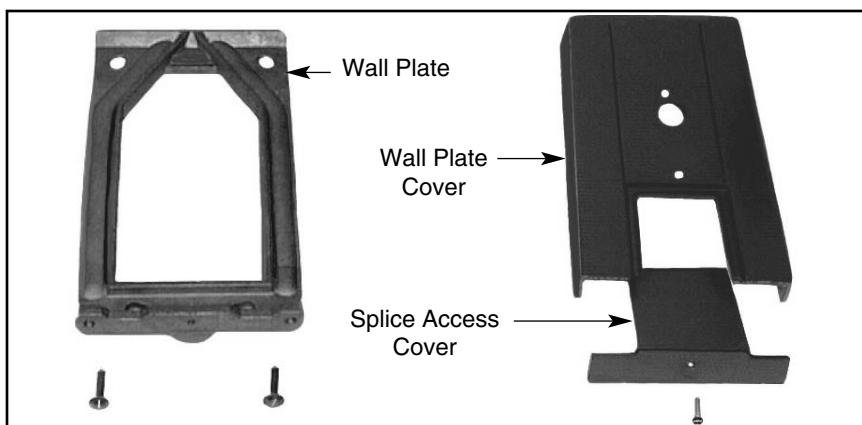
**WARNING:** Fixtures must be grounded in accordance with local codes or the National Electrical Code. Failure to do so may result in serious personal injury.

**MAINTENANCE:** A regularly scheduled maintenance program should be established to retain optimum light output and reduce head retention. Dusting with a soft, clean, dry cloth is normally sufficient for the reflector. Any accumulation of dust or dirt should be removed regularly from both sides of the lens during relamping (using ammonia water). Do not use alkaline or acid cleaners on reflector surfaces.

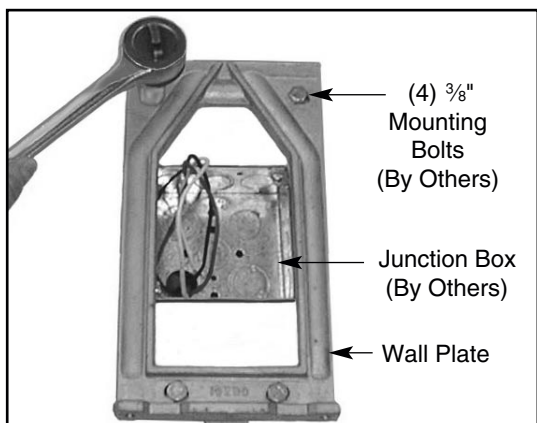
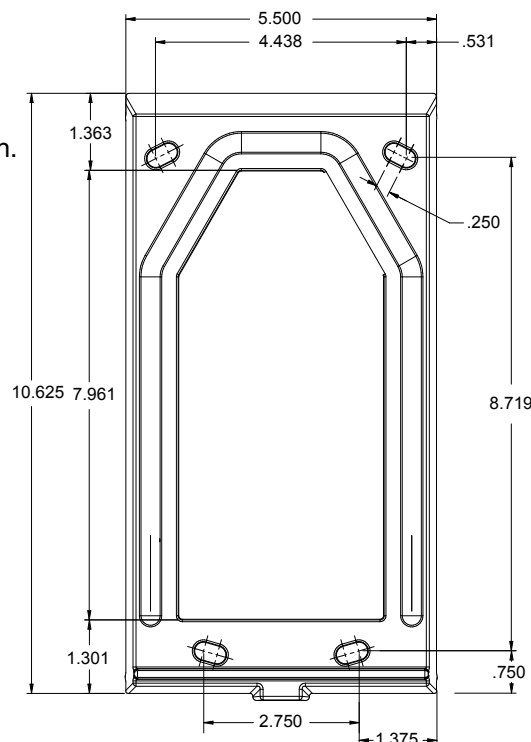
**NOTE:** All wiring must be done by a qualified electrician. **KEEP THIS SHEET FOR FUTURE REFERENCE.**

**Tools Required:** □ 9/16" Socket Wrench □ 1/8" Allen Wrench

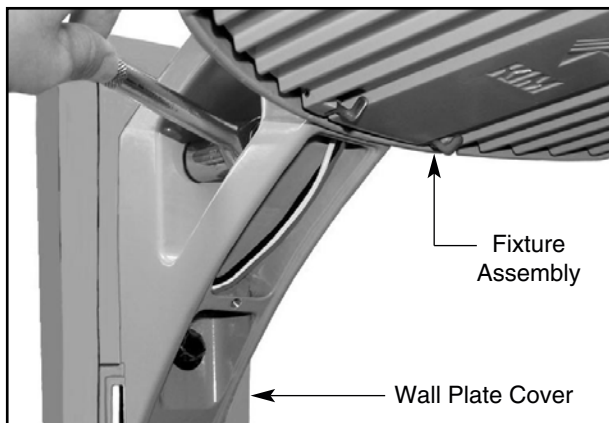
**⚠** Make certain electrical supply is **OFF** before starting wall mount installation.



1. Remove splice access cover from wall mount cover and wall mount plate. Apply a continuous bead of silicone sealant compound into the wall plate groove to ensure a proper seal between wall plate and wall.




2. Securely mount wall plate over junction box (by others) on wall. **Note: Hardware provided by others.**

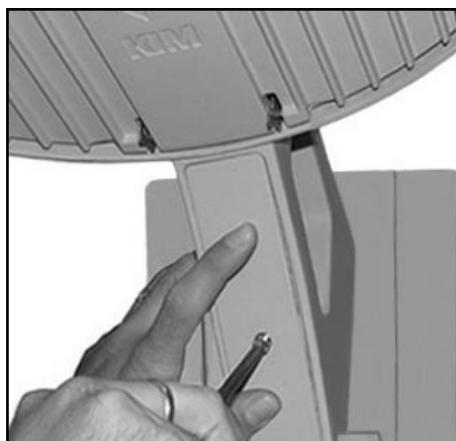


3. Attach fixture assembly to wall plate cover (2 places) using washer and 3/8" bolt. Tighten to 20 ft.-lbs. using 9/16" socket wrench.


# WARP9™ WALL MOUNT - Installation Instructions



4. **Caution: Structural integrity of mounting plate attachment to wall is by others.** Securely mount wall plate cover assembly over wall plate and secure with screws. Connect wires observing polarity, i.e.: green-to-ground, white-to-common, and black-to-voltage.



6. Tuck wires in and install arm access cover. Secure with flat head screw using a 1/8" allen wrench.



7. Install splice access cover and secure with screw.

## KIM LIGHTING LIMITED WARRANTY

When installed in accordance with Kim Installation Instructions and accepted trade practices, the following shall apply:

### General Product and Limited Warranty Coverage

All material and component parts used in the manufacture of Kim products, are warranted to be free from defects of material and/or workmanship for a period of 1 year from date of sale, with the following exceptions:

### Auxiliary Equipment

All auxiliary equipment (such as lamps, ballasts, and transformers) provided by and or/included in Kim products shall carry the component manufacturer's warranty.

### Copper and Bronze Landscape Components

Copper and Bronze Landscape fixture components shall be warranted against defects of material and/or workmanship, and failure due to corrosion, for a period of 25 years from date of sale.

### Composite In-Grade Components

Composite In-Grade fixture components installed below grade, shall be warranted against defects of material and/or workmanship, and failure due to corrosion, for a period of 7 years from date of sale.

### Aluminum Landscape Components

Aluminum Landscape fixture components not in direct contact with soil, shall be warranted against defects of material and/or workmanship for a period of 3 years from date of sale. Aluminum fixture components in direct contact with soil shall be warranted from defects of material and failure from corrosion for a period of 1 year from date of sale.

### Limit of Liability and General Conditions

Only products which are installed, used and maintained in accordance with applicable Kim instructions, specifications, and accepted trade practices, are covered by the Kim Warranty. During the warranty period, with proof of purchase, Kim will repair or replace with the same or similar product, at Kim's option, without charge. Labor costs are the owner's responsibility and are excluded from this warranty. This warranty is void if the product is modified, tampered with, misapplied, poorly installed, improperly maintained, or subjected to abnormal conditions.

Repair or replacement as provided under this warranty is the exclusive remedy of the purchaser. This warranty is in lieu of all other warranties, expressed or implied, including any implied warranty of fitness for a particular application. Kim Lighting shall not be liable to the purchaser for indirect or consequential damages.



How may we serve you better?  
Please let us know. Visit our website at:  
[www.kimlighting.com](http://www.kimlighting.com)  
Your concerns are important to us.