
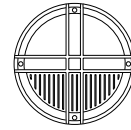


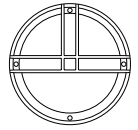
WF30H



WF31H



WF32H



WF33H

WALL FORMS[®] Round - WF

Hollow Wall Installation Instructions (Rough-In Section)

For catalog numbers: WF30, WF31, WF32, WF33

! WARNING: Fixtures must be grounded in accordance with local codes or the National Electrical Code. Failure to do so may result in serious personal injury.

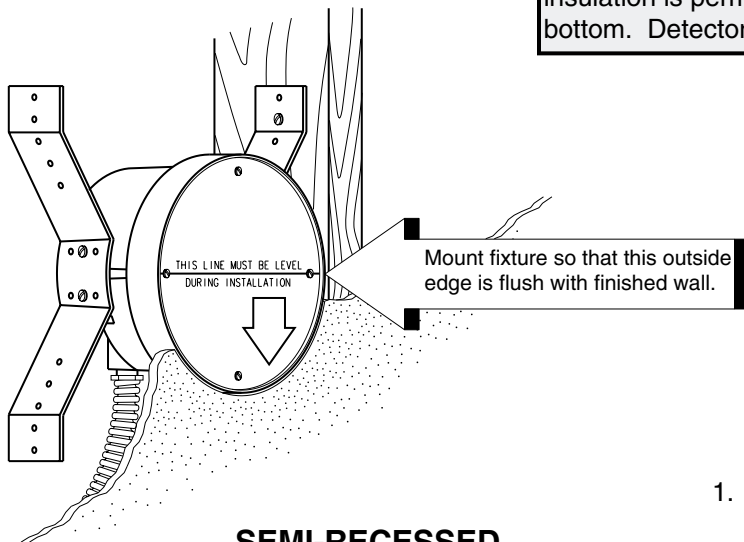
! CAUTION-RISK OF FIRE: Do not install insulation within 3 inches of fixture sides nor above fixture in such a manner to entrap heat.

NOTICE: Thermally protected fixture. Fixture cycling may indicate insulation too close to fixture or other condition causing overheating.

NOTE: Keep this sheet for future reference

IMPORTANT! All "H" recessed models (for hollow stud walls) are supplied with an insulation detector (HID and Incandescent). No insulation is permitted above the housing or within 3" of sides and bottom. Detector will cut power if fixture overheats due to insulation.

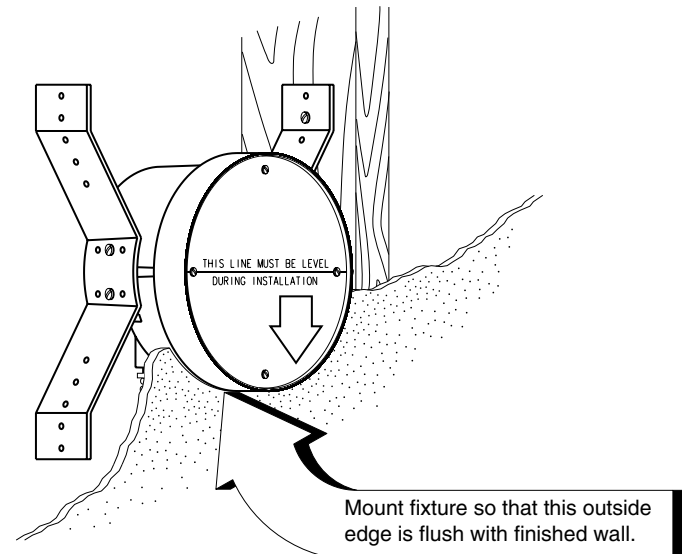
RECESSED



Rough-in section numbers, 85641, 85642, 85643 & 85644. Only finishing sections marked WF30, WF31, WF32 or WF33 may be used in housing.

Tools Required: Flat Blade Screwdriver
 RTV Sealant

SEMI-RECESSED



Installation Instructions In Drywall

1. Fasten housing to wall support members using flexible mounting straps preassembled to the side of the housing. Set the horizontal distance from finished wall surface according to the accumulated wall thickness as specified in the architectural specifications (see illustrations).
2. Connect conduit to the tapped holes in the Junction Box (3/4" NPT). Cover open holes with threaded plugs (provided).
3. Remove protective cover. Remove Junction Box cover and connect supply leads and ground wire to Junction Box wires (green-to-ground, white-to-common, & black-to-voltage). Pull plastic electrical connector into fixture compartment and replace Junction Box cover. Replace protective cover to keep fixture compartment clean during finish construction.

Wall Forms® Round - WF

Hollow Wall Installation Instructions (Rough-In Section)

KIM LIGHTING LIMITED WARRANTY

When installed in accordance with Kim Installation Instructions and accepted trade practices, the following shall apply:

General Product Limited Warranty Coverage

All material and component parts used in the manufacture of Kim Products, are warranted to be free from defects of material and/or workmanship for a period of 1 year from date of sale, with the following exceptions:

Auxiliary Equipment

All auxiliary equipment (such as lamps, ballasts, and transformers) provided by and/or included in Kim Products shall carry the component manufacturer's warranty.

Copper and Bronze Landscape Components

Copper and Bronze Landscape fixture components shall be warranted against defects of material and/or workmanship, and failure due to corrosion, for a period of 25 years from date of sale.

Composite In-Grade Components

Composite In-Grade fixture components installed below grade, shall be warranted against defects of material and/or workmanship, and failure due to corrosion, for a period of 7 years from date of sale.

Aluminum Landscape Components

Aluminum Landscape fixture components not in direct contact with soil, shall be warranted against defects of material and/or workmanship for a period of 3 years from date of sale. Aluminum fixture components in direct contact with soil shall be warranted from defects of material and failure from corrosion for a period of 1 year from date of sale.

Limit of Liability and General Conditions

Only products which are installed, used and maintained in accordance with applicable Kim instructions, specifications and accepted trade practices, are covered by the Kim Warranty. During the warranty period, with proof of purchase, Kim will repair or replace with the same or similar product, at Kim's option, without charge. Labor costs are the owner's responsibility and are excluded from this warranty. This warranty is void if the product is modified, tampered with, misapplied poorly installed, improperly maintained, or subjected to abnormal conditions.

Repair or replacement as provided under this warranty is the exclusive remedy of the purchaser. This warranty is in lieu of all other warranties, expressed or implied, including any implied warranty of fitness for a particular application. Kim Lighting shall not be liable to the purchaser for indirect or consequential damages.



How may we serve you better?
Please let us know. Visit our website at:
www.kimlighting.com
Your input matters to us.