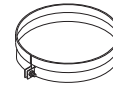




# KIM LIGHTING

P.O. Box 60080 • 16555 East Gale Ave.  
City of Industry, California 91716-0080  
626/968-5666 • FAX 626/330-3861



TR10

TR50

## TR - TRIM RING Installation Instructions

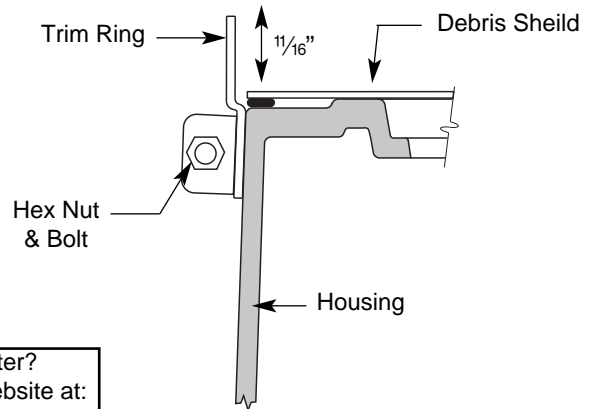
**WARNING:** This product contains chemicals known to the State of California to cause cancer, birth defects, and/or other reproductive harm. Thoroughly wash hands after installing, handling, cleaning, or otherwise touching this product.

**WARNING:** Fixtures must be grounded in accordance with local codes or the National Electrical Code. Failure to do so may result in serious personal injury. **KEEP THIS SHEET FOR FUTURE REFERENCE.**

**Tools Required:**  3/8" Wrench  Ruler

**Installation Instructions:** Make certain the electrical supply is **OFF** before starting fixture installation.

1. Locate trim ring over top of housing with jog in center flush with edge of housing. Top of trim ring should be 7/8" above housing.
2. Tighten nut and bolt securely. Place a piece of tape across opening on trim ring to keep concrete from spilling on housing.
3. Make sure debris shield is in place on top of fixture to keep housing clean and dry.



How may we serve you better?  
Please let us know. Visit our website at:  
[www.kimlighting.com](http://www.kimlighting.com)  
Your input matters to us.

Revised 6/15/09

EC 090615006

Status 6

Part No. 95583



# KIM LIGHTING

P.O. Box 60080 • 16555 East Gale Ave.  
City of Industry, California 91716-0080  
626/968-5666 • FAX 626/330-3861



TR10

TR50

## TR - TRIM RING Installation Instructions

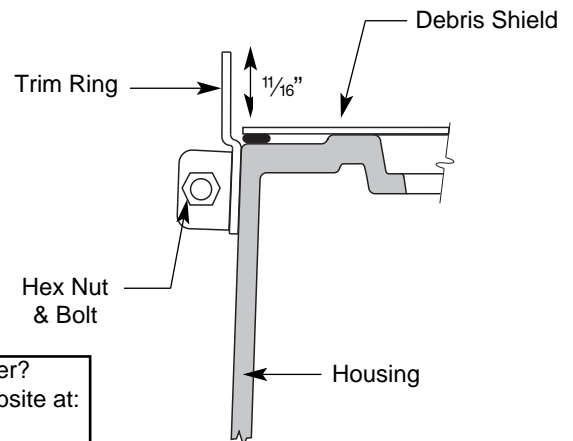
**WARNING:** This product contains chemicals known to the State of California to cause cancer, birth defects, and/or other reproductive harm. Thoroughly wash hands after installing, handling, cleaning, or otherwise touching this product.

**WARNING:** Fixtures must be grounded in accordance with local codes or the National Electrical Code. Failure to do so may result in serious personal injury. **KEEP THIS SHEET FOR FUTURE REFERENCE.**

**Tools Required:**  3/8" Wrench  Ruler

**Installation Instructions:** Make certain the electrical supply is **OFF** before starting fixture installation.

1. Locate trim ring over top of housing with jog in center flush with edge of housing. Top of trim ring should be 7/8" above housing.
2. Tighten nut and bolt securely. Place a piece of tape across opening on trim ring to keep concrete from spilling on housing.
3. Make sure debris shield is in place on top of fixture to keep housing clean and dry.



How may we serve you better?  
Please let us know. Visit our website at:  
[www.kimlighting.com](http://www.kimlighting.com)  
Your input matters to us.

Revised 6/15/09

EC 090615006

Status 6

Part No. 95583

## KIM LIGHTING LIMITED WARRANTY

When installed in accordance with Kim Installation Instructions and accepted trade practices, the following shall apply:

### **General Product Limited Warranty Coverage**

All material and component parts used in the manufacture of Kim Products, are warranted to be free from defects of material and/or workmanship for a period of 1 year from date of sale, with the following exceptions:

### **Auxiliary Equipment**

All auxiliary equipment (such as lamps, ballasts, and transformers) provided by and/or included in Kim Products shall carry the component manufacturer's warranty.

### **Copper and Bronze Landscape Components**

Copper and Bronze Landscape fixture components shall be warranted against defects of material and/or workmanship, and failure due to corrosion, for a period of 25 years from date of sale.

### **Composite In-Grade Components**

Composite In-Grade fixture components installed below grade, shall be warranted against defects of material and/or workmanship, and failure due to corrosion, for a period of 7 years from date of sale.

### **Aluminum Landscape Components**

Aluminum Landscape fixture components not in direct contact with soil, shall be warranted against defects of material and/or workmanship for a period of 3 years from date of sale. Aluminum fixture components in direct contact with soil shall be warranted from defects of material and failure from corrosion for a period of 1 year from date of sale.

### **Limit of Liability and General Conditions**

Only products which are installed, used and maintained in accordance with applicable Kim instructions, specifications and accepted trade practices, are covered by the Kim Warranty. During the warranty period, with proof of purchase, Kim will repair or replace with the same or similar product at Kim's option, without charge. Labor costs are the owner's responsibility and are excluded from this warranty. This warranty is void if the product is modified, tampered with, misapplied, poorly installed, improperly maintained, or subjected to abnormal conditions.

Repair or replacement as provided under this warranty is the exclusive remedy of the purchaser. This warranty is in lieu of all other warranties, expressed or implied, including any implied warranty of fitness for a particular application. Kim Lighting shall not be liable to the purchaser for indirect or consequential damages.



**KIM LIGHTING**

## KIM LIGHTING LIMITED WARRANTY

When installed in accordance with Kim Installation Instructions and accepted trade practices, the following shall apply:

### **General Product Limited Warranty Coverage**

All material and component parts used in the manufacture of Kim Products, are warranted to be free from defects of material and/or workmanship for a period of 1 year from date of sale, with the following exceptions:

### **Auxiliary Equipment**

All auxiliary equipment (such as lamps, ballasts, and transformers) provided by and/or included in Kim Products shall carry the component manufacturer's warranty.

### **Copper and Bronze Landscape Components**

Copper and Bronze Landscape fixture components shall be warranted against defects of material and/or workmanship, and failure due to corrosion, for a period of 25 years from date of sale.

### **Composite In-Grade Components**

Composite In-Grade fixture components installed below grade, shall be warranted against defects of material and/or workmanship, and failure due to corrosion, for a period of 7 years from date of sale.

### **Aluminum Landscape Components**

Aluminum Landscape fixture components not in direct contact with soil, shall be warranted against defects of material and/or workmanship for a period of 3 years from date of sale. Aluminum fixture components in direct contact with soil shall be warranted from defects of material and failure from corrosion for a period of 1 year from date of sale.

### **Limit of Liability and General Conditions**

Only products which are installed, used and maintained in accordance with applicable Kim instructions, specifications and accepted trade practices, are covered by the Kim Warranty. During the warranty period, with proof of purchase, Kim will repair or replace with the same or similar product, at Kim's option, without charge. Labor costs are the owner's responsibility and are excluded from this warranty. This warranty is void if the product is modified, tampered with, misapplied, poorly installed, improperly maintained, or subjected to abnormal conditions.

Repair or replacement as provided under this warranty is the exclusive remedy of the purchaser. This warranty is in lieu of all other warranties, expressed or implied, including any implied warranty of fitness for a particular application. Kim Lighting shall not be liable to the purchaser for indirect or consequential damages.



**KIM LIGHTING**