

SOLITAIRE™ WALL MOUNT Installation Instructions

⚠ WARNING: Fixtures must be grounded in accordance with local codes or the National Electrical Code. Failure to do so may result in serious personal injury.

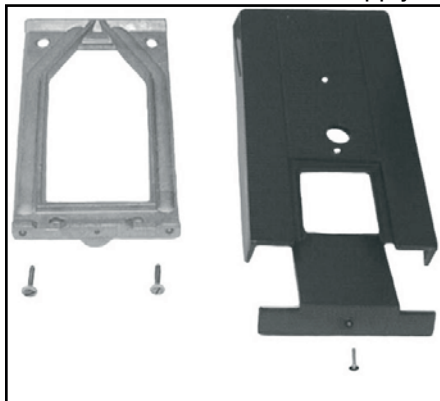
MAINTENANCE: A regularly scheduled maintenance program must be established to insure paint coating is intact, corrosion or structural damage has not occurred, and all mounting arms, rods, nuts and bolts are tight.

CAUTION: All wiring must be done by a qualified electrician.


KEEP THIS SHEET FOR FUTURE REFERENCE.

Tools Required: 3/16" Hex Wrench 7/64" Hex Wrench 7/16" Open End Wrench
 9/16" Socket & Ratchet Flat Blade Screwdriver


⚠ Make certain electrical supply is OFF before starting installation.




1. Remove wiring inspection cover from wall mount cover and wall mount cover from wall plate.




2. Thread long threaded end of studs into wall mount cover.



3. Feed supplied wiring through base, wiring hole in round fitter, arm and wall mount cover. Slide arm onto studs with notches downward.




4. Install round fitter onto studs and secure with washers and nuts. (Keep wires pulled so they don't get pinched.)




5. Install base to round fitter and tighten securely.

Solitaire™ Wall Mount Installation Instructions





6. Install pole cap.



7. Securely mount wall plate over junction box on wall.



8. Hang fixture assembly from wall plate and secure with screws.



9. Connect wires observing polarity, i.e., green-to-ground, white-to-common, and black-to-voltage.



10. Install wiring inspection cover and secure with screw.

KIM LIGHTING LIMITED WARRANTY

When installed in accordance with Kim Installation Instructions and accepted trade practices, the following shall apply:

General Product Limited Warranty Coverage

All material and component parts used in the manufacture of Kim Products, are warranted to be free from defects of material and/or workmanship for a period of 1 year from date of sale, with the following exceptions:

Auxiliary Equipment

All auxiliary equipment (such as lamps, ballasts, and transformers) provided by and/or included in Kim Products shall carry the component manufacturer's warranty.

Copper and Bronze Landscape Components

Copper and Bronze Landscape fixture components shall be warranted against defects of material and/or workmanship, and failure due to corrosion, for a period of 25 years from date of sale.

Composite In-Grade Landscape Components

Composite In-Grade fixture components installed below grade, shall be warranted against defects of material and/or workmanship, and failure due to corrosion, for a period of 7 years from date of sale.

Aluminum Landscape Components

Aluminum Landscape fixture components not in direct contact with soil, shall be warranted against defects of material and/or workmanship for a period of 3 years from date of sale. Aluminum fixture components in direct contact with soil shall be warranted from defects of material and failure from corrosion for a period of 1 year from date of sale.

Limit of Liability and General Conditions

Only products which are installed, used and maintained in accordance with applicable Kim instructions, specifications and accepted trade practices, are covered by the Kim Warranty. During the warranty period, with proof of purchase, Kim will repair or replace with the same or similar product, at Kim's option, without charge. Labor costs are the owner's responsibility and are excluded from this warranty. This warranty is void if the product is modified, tampered with, misapplied, poorly installed, improperly maintained, or subjected to abnormal conditions.

Repair or replacement as provided under this warranty is the exclusive remedy of the purchaser. This warranty is in lieu of all other warranties, expressed or implied, including any implied warranty of fitness for a particular application. Kim Lighting shall not be liable to the purchaser for indirect or consequential damages.



How may we serve you better?
Please let us know. Visit our website at:
www.kimlighting.com
Your concerns are important to us.