



KIM LIGHTING

P.O. Box 60080 • 16555 East Gale Ave.
City of Industry, California 91716-0080
626/968-5666 • FAX 626/330-3861



**HA03L
HA03S**

Post Top Swept Cast Arm - HA03 Installation Instructions



WARNING: Fixtures must be grounded in accordance with local codes or the National Electrical Code. Failure to do so may result in serious personal injury.

MAINTENANCE: A regularly scheduled maintenance program must be established to insure paint coating is intact, corrosion or structural damage has not occurred, and all mounting arms, rods, nuts and bolts are tight.

NOTE: All electrical work must be done by a qualified electrician. **KEEP THIS SHEET FOR FUTURE REFERENCE.**

Tools Required: Flat Head Screwdriver Torque Wrench 1/8" Hex Wrench

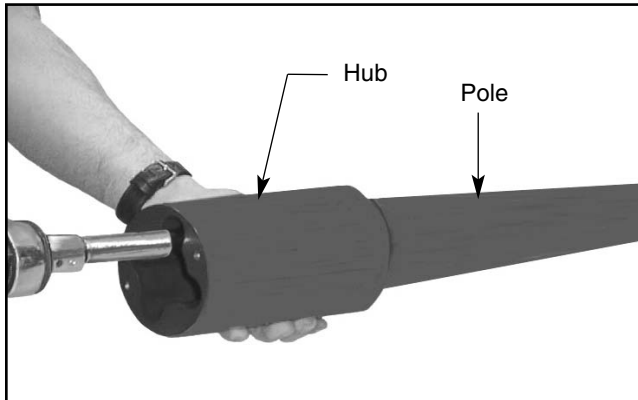
For RA17, AE17, BE17 - 9/16" 6- or 12- Point Deep (2" min.) Socket 12" (min.) Long Socket Extension

For RA25, AE21, BE21 - 3/4" 6- or 12- Point Deep (2" min.) Socket 20" (min.) Long Socket Extension

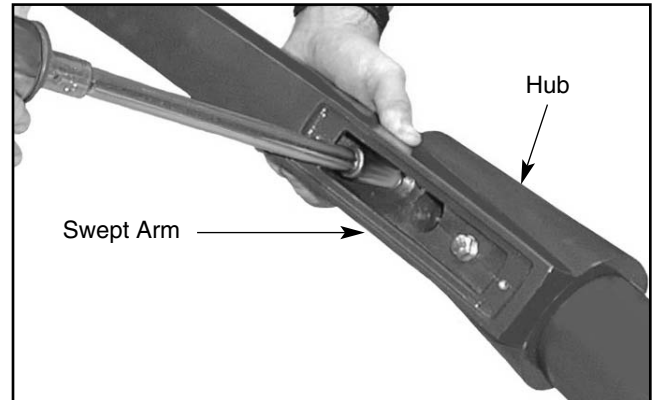
For LE19 - 9/16" 6- or 12- Point Deep (2" min.) Socket 12" (min.) Long Socket Extension 1/4" Wrench

For LE26 - 3/4" 6- or 12- Point Deep (2" min.) Socket 20" (min.) Long Socket Extension 5/16" Wrench

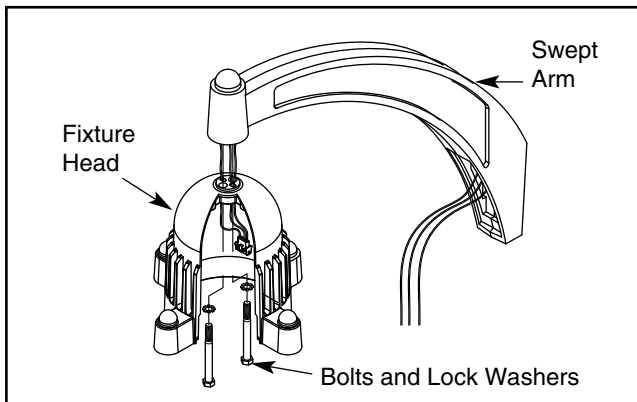
INSTALLATION INSTRUCTIONS: Make certain electrical supply is **OFF** before starting fixture installation.



1. Install swept arm hub to pole with bolts, tighten to 20 ft.-lbs.



2. Install swept arm hub with bolts, tighten to 20 ft.-lbs.




3. Install bolts and lock washers through fixture head as shown. Pull wires through arm and out arm access cover. **IMPORTANT: Keep wire tight when attaching fixture to arm to avoid pinching wires.**




4. Using long socket extension, tighten to 20 ft.-lbs. **IMPORTANT NOTE! ORIENT "HINGE" SIDE OF FIXTURE TOWARDS POLE.**

HA03 - Post Top Swept Cast Arm Installation Instructions

Post Top Swept Cast Arm Installation Instructions cont'd.



5. Push wires into pole and out pole hand hole. Secure wire with the cable tie provided. Install arm access cover and secure with screws.



6. Install hub cover and secure with screws.

KIM LIGHTING LIMITED WARRANTY

When installed in accordance with Kim Installation Instructions and accepted trade practices, the following shall apply:

General Product Limited Warranty Coverage

All material and component parts used in the manufacture of Kim Products, are warranted to be free from defects of material and/or workmanship for a period of 1 year from date of sale, with the following exceptions:

Auxiliary Equipment

All auxiliary equipment (such as lamps, ballasts, and transformers) provided by and/or included in Kim Products shall carry the component manufacturer's warranty.

Copper and Bronze Landscape Components

Copper and Bronze Landscape fixture components shall be warranted against defects of material and/or workmanship, and failure due to corrosion, for a period of 25 years from date of sale.

Composite In-Grade Components

Composite In-Grade components installed below grade, shall be warranted against defects of material and/or workmanship, and failure due to corrosion, for a period of 7 years from date of sale.

Aluminum Landscape Components

Aluminum Landscape fixture components not in direct contact with soil, shall be warranted against defects of material and/or workmanship for a period of 3 years from date of sale. Aluminum fixture components in direct contact with soil shall be warranted from defects of material and failure from corrosion for a period of 1 year from date of sale.

Limit of Liability and General Conditions

Only products which are installed, used and maintained in accordance with applicable Kim instructions, specifications and accepted trade practices, are covered by the Kim Warranty. During the warranty period, with proof of purchase, Kim will repair or replace with the same or similar product, at Kim's option, without charge. Labor costs are the owner's responsibility and are excluded from this warranty. This warranty is void if the product is modified, tampered with, misapplied, poorly installed, improperly maintained, or subjected to abnormal conditions.

Repair or replacement as provided under this warranty is the exclusive remedy of the purchaser. This warranty is in lieu of all other warranties, expressed or implied, including any implied warranty of fitness for a particular application. Kim Lighting shall not be liable to the purchaser for indirect or consequential damages.



How may we serve you better?
Please let us know. Visit our website at:
www.kimlighting.com
Your concerns are important to us.