

HA32S- Side Pole Ribbon Arm with Bottom Scroll

Installation Instructions

WARNING: Fixtures must be grounded in accordance with local codes or the National Electrical Code. Failure to do so may result in serious personal injury.

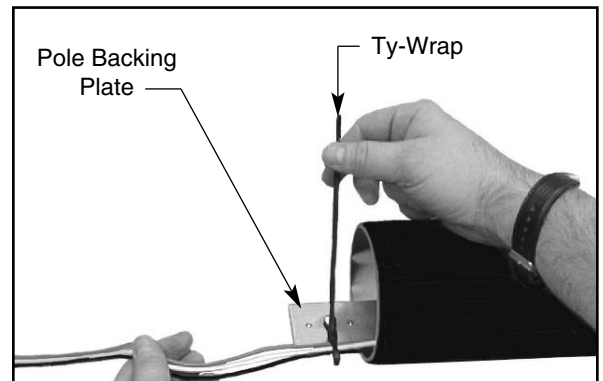

MAINTENANCE: A regularly scheduled maintenance program must be established to insure paint coating is intact, corrosion or structural damage has not occurred, and all mounting arms, rods, nuts and bolts are tight. Failure to do so could lead to damage or serious personal injury.

KEEP THIS SHEET FOR FUTURE REFERENCE.

Tool Required:


- Flat Head Screwdriver
- Torque Wrench
- 1/8" Hex Wrench
- 9/16" 6- or 12- Point Deep (2" min.) Socket
- 12" (min.) Long Socket Extension

! Make certain electrical supply is **OFF** before starting installation instructions.



1. Install the fixture base to arm fitter, and the fixture top to fixture base. Pull wires through arm fitter and out the wireway hole. See fixture installation instructions for fixture attachment.

2. Lay pole horizontal on padded supports to protect finish. Pull wires through fixture base, arm, into pole wireway hole and out pole top. Tie-wrap wires to pole backing plate. Tie wires in a knot or back loop through tie-wrap. Wire leads need to extend 12" beyond the pole top.



3. Hold pole backing plate inside pole & thread draw bolts into backing plate. Slide ribbon arm over rods pulling wires tight so they do not get pinched. **Note:** Arm will have a circular cut end to fit a round pole.

4. Secure arm fitter to pole. Tighten to 20 ft.-lbs.

HA32S - Side Pole Ribbon Arm with Bottom Scroll

Installation Instructions



5. Install bottom scroll to ribbon arm.



6. Install arm fitter cover. Make wire connections at pole hand hole observing polarity, i.e.; green-to-ground, white-to-common and black-to-voltage.

KIM LIGHTING LIMITED WARRANTY

When installed in accordance with Kim Installation Instructions and accepted trade practices, the following shall apply:

General Product Limited Warranty Coverage

All material and component parts used in the manufacture of Kim Products, are warranted to be free from defects of material and/or workmanship for a period of 1 year from date of sale, with the following exceptions:

Auxiliary Equipment

All auxiliary equipment (such as lamps, ballasts, and transformers) provided by and/or included in Kim Products shall carry the component manufacturer's warranty.

Copper and Bronze Landscape Components

Copper and Bronze Landscape fixture components shall be warranted against defects of material and/or workmanship, and failure due to corrosion, for a period of 25 years from date of sale.

Composite In-Grade Components

Composite In-Grade fixture components installed below grade, shall be warranted against defects of material and/or workmanship, and failure due to corrosion, for a period of 7 years from date of sale.

Aluminum Landscape Components

Aluminum Landscape fixture components not in direct contact with soil, shall be warranted against defects of material and/or workmanship for a period of 3 years from date of sale. Aluminum fixture components in direct contact with soil shall be warranted from defects of material and failure from corrosion for a period of 1 year from date of sale.

Limit of Liability and General Conditions

Only products which are installed, used and maintained in accordance with applicable Kim instructions, specifications and accepted trade practices, are covered by the Kim Warranty. During the warranty period, with proof of purchase, Kim will repair or replace with the same or similar product, at Kim's option, without charge. Labor costs are the owner's responsibility and are excluded from this warranty. This warranty is void if the product is modified, tampered with, misapplied, poorly installed, improperly maintained, or subjected to abnormal conditions.

Repair or replacement as provided under this warranty is the exclusive remedy of the purchaser. This warranty is in lieu of all other warranties, expressed or implied, including any implied warranty of fitness for a particular application. Kim Lighting shall not be liable to the purchaser for indirect or consequential damages.



How may we serve you better?
Please let us know. Visit our website at:
www.kimlighting.com
Your input matters to us.