

HA36S-Side Pole Ribbon Arm with Bottom Brace Installation Instructions

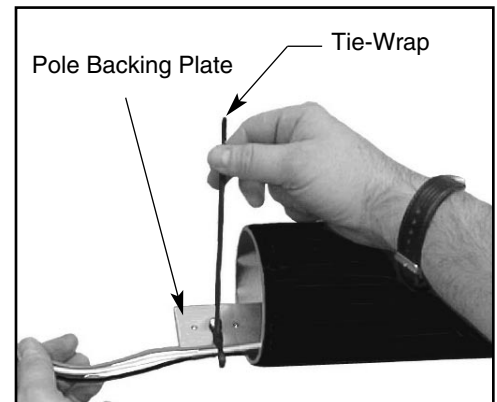
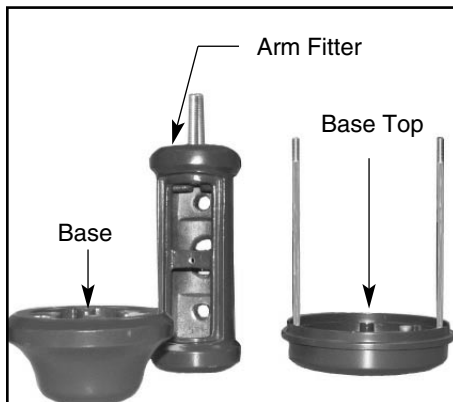
⚠ WARNING: Fixtures must be grounded in accordance with local codes or the National Electrical Code. Failure to do so may result in serious personal injury.

MAINTENANCE: A regularly scheduled maintenance program must be established to insure paint coating is intact, corrosion or structural damage has not occurred, and all mounting arms, rods, nuts and bolts are tight. Failure to do so could lead to danger or serious personal injury.

KEEP THIS SHEET FOR FUTURE REFERENCE.


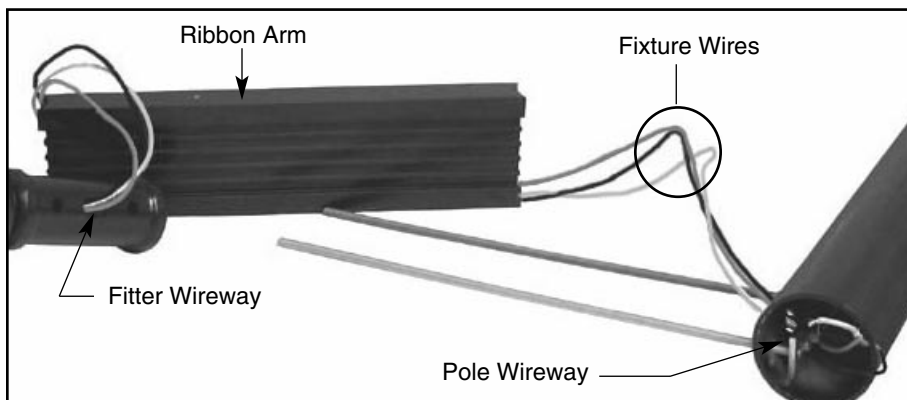
Tools Required: Flat Head Screwdriver Torque Wrench 1/8" Hex Wrench
 9/16" 6- or 12- Point Deep (2" min.) Socket 12" (min.) Long Socket Extension

⚠ Make certain electrical supply is **OFF** before starting installation instructions.



1. Thread wires through base top and attach base top to arm fitter, pulling wires tight making sure they will not get pinched.

2. Lay pole horizontal on padded supports to protect finish. Pull wires through fixture base, arm into pole wireway hole & out the top. Tie-wrap wires to pole backing plate. Tie field wires in a knot or back loop through tie-wrap. Wire leads need to extend 12" beyond the pole top.



3. Hold pole backing plate inside pole & thread draw bolts into backing plate. Slide ribbon arm over draw bolts pulling wires tight to they do not get pinched. **Note: Arm will have a circular cut end to fit a round pole.** (See fixture installation instructions for fixture attachment.)

4. Install arm fitter assembly to ribbon arm. Connect fixture wires to field wires at pole hand hole observing polarity, i.e.; green-to-ground, white-to-common, and black-to-voltage.

HA36S - Side Pole Ribbon Arm with Bottom Brace

Installation Instructions



5. Install bottom brace to ribbon arm tight-en nuts on rods to 20 ft.-lbs. Tighten brace hardware securely.



6. Install arm fitter cover.

KIM LIGHTING LIMITED WARRANTY

When installed in accordance with Kim Installation Instructions and accepted trade practices, the following shall apply:

General Product Limited Warranty Coverage

All material and component parts used in the manufacture of Kim Products, are warranted to be free from defects of material and/or workmanship for a period of 1 year from date of sale, with the following exceptions:

Auxiliary Equipment

All auxiliary equipment (such as lamps, ballasts, and transformers) provided by and/or included in Kim Products shall carry the component manufacturer's warranty.

Copper and Bronze Landscape Components

Copper and Bronze landscape fixture components shall be warranted against defects of material and/or workmanship, and failure due to corrosion, for a period of 25 years from date of sale.

Composite In-Grade Components

Composite In-Grade fixture components installed below grade, shall be warranted against defects of material and/or workmanship for a period of 3 years from date of sale. Aluminum fixture components in direct contact with soil shall be warranted from defects of material and failure from corrosion for a period of 1 year from date of sale.

Aluminum Landscape Components

Aluminum Landscape fixture components not in direct contact with soil, shall be warranted against defects of material and/or workmanship for a period of 3 years from date of sale. Aluminum fixture components in direct contact with soil shall be warranted from defects of material and failure from corrosion for a period of 1 year from date of sale.

Limit of Liability and General Conditions

Only products which are installed, used and maintained in accordance with applicable Kim instructions, specifications and accepted trade practices, are covered by the Kim Warranty. During the warranty period, with proof of purchase, Kim will repair or replace with the same or similar product, at Kim's option, without charge. Labor costs are the owner's responsibility and are excluded from this warranty. This warranty is void if the product is modified, tampered with, misapplied, poorly installed, improperly maintained, or subjected to abnormal conditions.

Repair or replacement as provided under this warranty is the exclusive remedy of the purchaser. This warranty is in lieu of all other warranties, expressed or implied, including any implied warranty of fitness for a particular application. Kim Lighting shall not be liable to the purchaser for indirect or consequential damages.



How may we serve you better?
Please let us know. Visit our website at:
www.kimlighting.com
Your input matters to us.