



## Mini Bounce™ Post Top Mount - BNM Installation Instructions



**WARNING:** Fixtures must be grounded in accordance with local codes or the National Electrical Code. Failure to do so may result in serious personal injury.



**MAINTENANCE:** A regularly scheduled maintenance program must be established to insure paint coating is intact, corrosion or structural damage has not occurred, and all mounting arms, rods, nuts and bolts are tight.

Keep the lamp free from impact while burning, as this may deform the filament and shorten the lamp life.

**NOTE:** All wiring must be done by a qualified electrician. **KEEP THIS SHEET FOR FUTURE REFERENCE.**

**Tools Required:**  3/16" Socket & Ratchet     Socket Extension (12" Long Min.)     Flat Blade Screwdriver

**POST TOP MOUNT INSTALLATION:** Make certain electrical supply is **OFF** before starting fixture installation.



1. Feed fixture wires down pole and out hand hole.



2. Remove ballast cover from fixture using hex wrench.



3. Remove the two screws holding the ballast plate in place and slide ballast out.




4. Install fixture assembly to pole. Orient fixture relative to mount to provide desired lighting distribution.



5. Tighten securely using 3/16" socket, 12" extension and ratchet.



6. Reinstall ballast by securing with the two screws.




7. Install ballast cover with the two screws provided.

# Mini Bounce™ Post Top Mount - BNM Installation Instructions

## LAMP INSTALLATION OR REPLACEMENT:

⚠ Make certain electrical supply is **OFF** before starting lamp installation or replacement.



1. Open fixture hood assembly by loosening the three (3) self-retained fasteners on lens frame.



2. Gently swing open the hood assembly and install or replace lamp of type and wattage as shown on fixture label.



3. Close hood assembly and tighten screws.

### WARNING:

This H.I.D. / Fluorescent fixture utilizes a lamp that may contain mercury. For information on disposal of lamp, go to website:  
[www.lamprecycle.org](http://www.lamprecycle.org)

## KIM LIGHTING LIMITED WARRANTY

When installed in accordance with Kim Installation Instructions and accepted trade practices, the following shall apply:

### General Product Limited Warranty Coverage

All material and component parts used in the manufacture of Kim products, are warranted to be free from defects of material and/or workmanship for a period of 1 year from date of sale, with the following exceptions:

### Auxiliary Equipment

All auxiliary equipment (such as lamps, ballasts, and transformers) provided by and/or included in Kim Products shall carry the component manufacturer's warranty.

### Copper and Bronze Landscape Components

Copper and Bronze Landscape fixture components shall be warranted against defects of material and/or workmanship, and failure due to corrosion, for a period of 25 years from date of sale.

### Composite In-Grade Components

Composite In-Grade fixture components installed below grade, shall be warranted against defects of material and/or workmanship, and failure due to corrosion, for a period of 7 years from date of sale.

### Aluminum Landscape Components

Aluminum Landscape fixture components not in direct contact with soil, shall be warranted against defects of material and/or workmanship for a period of 3 years from date of sale. Aluminum fixture components in direct contact with soil shall be warranted from defects of material and failure due to corrosion for a period of 1 year from date of sale.

### Limit of Liability and General Conditions

Only products which are installed, used and maintained in accordance with applicable Kim instructions, specifications and accepted trade practices, are covered by the Kim Warranty. During the warranty period, with proof of purchase, Kim will repair or replace with the same or similar product, at Kim's option, without charge. Labor costs are the owner's responsibility and are excluded from this warranty. This warranty is void if the product is modified, tampered with, misapplied, poorly installed, improperly maintained, or subjected to abnormal conditions.

Repair or replacement as provided under this warranty is the exclusive remedy of the purchaser. This warranty is in lieu of all other warranties, expressed or implied, including any implied warranty of fitness for a particular application. Kim Lighting shall not be liable to the purchaser for indirect or consequential damages.



**KIM LIGHTING**

How may we serve you better?  
Please let us know. Visit our website at:  
[www.kimlighting.com](http://www.kimlighting.com)  
Your concerns are important to us.