



Mini Bounce™ Wall Mount - BNM Installation Instructions



WARNING: Fixtures must be grounded in accordance with local codes or the National Electrical Code. Failure to do so may result in serious personal injury.

MAINTENANCE: To maintain light efficiency and prevent fixture overheating, lens must be kept clean and free of dirt, dust, leaves, and trash. Lens should be regularly cleaned with a solution of ammonia and water or a suitable glass cleaner.

DO NOT operate luminaire with missing or damaged lens.

NOTE: Keep the lamp free from impact while burning, as this may deform the filament and shorten the lamp life.

NOTE: All wiring must be done by a qualified electrician. **KEEP THIS SHEET FOR FUTURE REFERENCE.**

Tools Required:

☐ 9/64" Hex Wrench

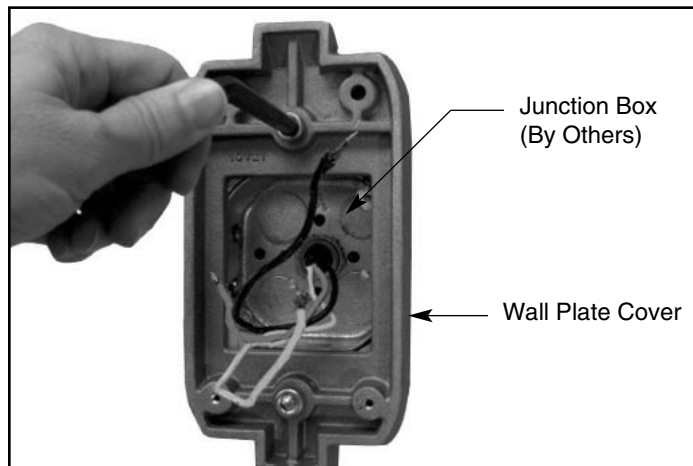
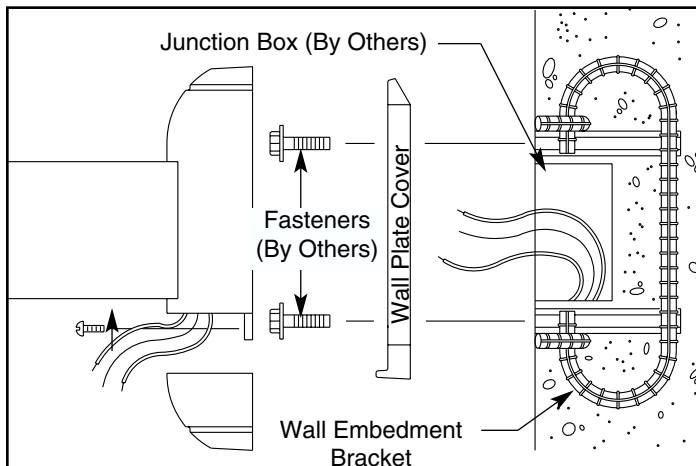
☐ Philips Screwdriver

☐ Flat Blade Screwdriver

Fixture Installation:



Make certain electrical supply is **OFF** before starting fixture installation.



1. Securely mount wall plate over junction box on wall. **CAUTION: Structural integrity of mounting plate attachment to wall is by others.**



2. Mount fixture over wall mount plate. Connect fixture wires to supply wires observing polarity, i.e.; green-to-ground, white-to-common, and black-to-voltage.




3. Tuck wires into hub. Attach to wall plate with two (2) 10-32 x 3/8" flathead screws.



4. Attach splice cover using the 10-32 X 1" stainless steel screw. See page 2 for Lamp Installation Instructions.

Mini Bounce™ Wall Mount - BNM Installation Instructions

LAMP INSTALLATION OR REPLACEMENT:

 Make certain electrical supply is **OFF** before starting lamp installation or replacement.



1. Open fixture hood assembly by loosening the three (3) self-retained fasteners on lens frame.



2. Gently swing open the hood assembly and install or replace lamp of type and wattage as shown on fixture label.



3. Close hood assembly and tighten screws.

WARNING:

This H.I.D. / Fluorescent fixture utilizes a lamp that may contain mercury. For information on disposal of lamp, go to website:
www.lamprecycle.org

KIM LIGHTING LIMITED WARRANTY

When installed in accordance with Kim Installation Instructions and accepted trade practices, the following shall apply:

General Product Limited Warranty Coverage

All material and component parts used in the manufacture of Kim Products, are warranted to be free from defects of material and/or workmanship for a period of 1 year from date of sale, with the following exceptions:

Auxiliary Equipment

All auxiliary equipment (such as lamps, ballasts, and transformers) provided by and/or included in Kim Products shall carry the component manufacturer's warranty.

Copper and Bronze Landscape Components

Copper and Bronze Landscape fixture components shall be warranted against defects of material and/or workmanship, and failure due to corrosion, for a period of 25 years from date of sale.

Composite In-Grade Components

Composite In-Grade fixture components installed below grade, shall be warranted against defects of material and/or workmanship, and failure due to corrosion, for a period of 7 years from date of sale.

Aluminum Landscape Components

Aluminum Landscape fixture components not in direct contact with soil, shall be warranted against defects of material and/or workmanship for a period of 3 years from date of sale. Aluminum fixture components in direct contact with soil shall be warranted from defects of material and failure from corrosion for a period of 1 year from date of sale.

Limit of Liability and General Conditions

Only products which are installed, used and maintained in accordance with applicable Kim instructions, specifications and accepted trade practices, are covered by the Kim Warranty. During the warranty period, with proof of purchase, Kim will repair or replace with the same or similar product, at Kim's option, without charge. Labor costs are the owner's responsibility and are excluded from this warranty. This warranty is void if the product is modified, tampered with, misapplied, poorly installed, improperly maintained, or subjected to abnormal conditions.

Repair or replacement as provided under this warranty is the exclusive remedy of the purchaser. This warranty is in lieu of all other warranties, expressed or implied, including any implied warranty of fitness for a particular application. Kim Lighting shall not be liable to the purchaser for indirect or consequential damages.



KIM LIGHTING

How may we serve you better?
Please let us know. Visit our website at:
www.kimlighting.com
Your concerns are important to us.