

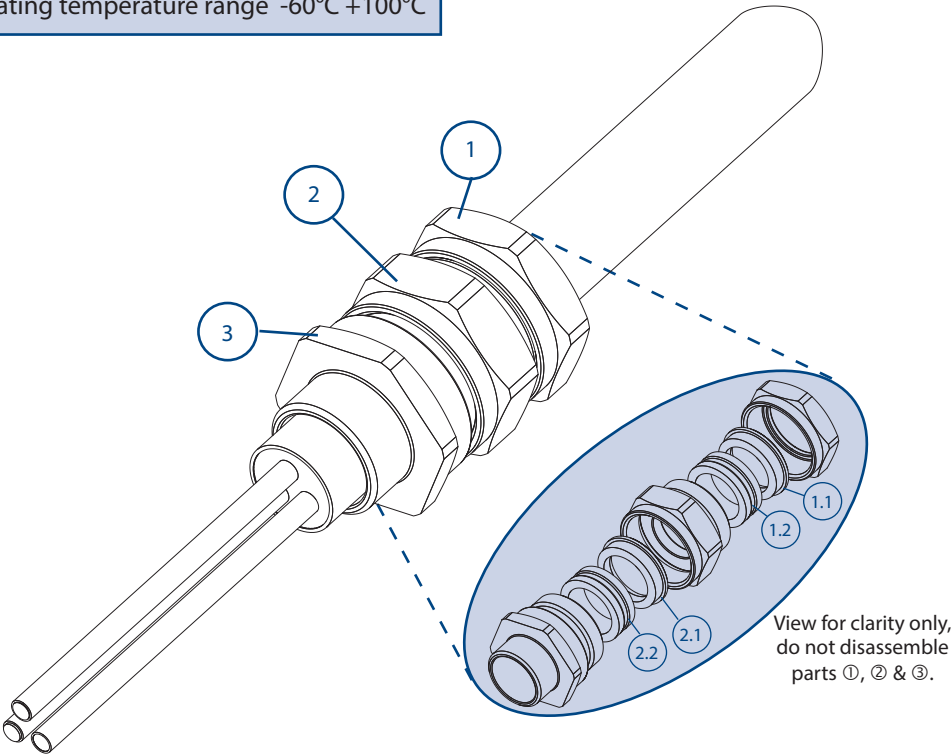
Assembly Instructions for cable gland: 501/423

Operating temperature range -60°C +100°C

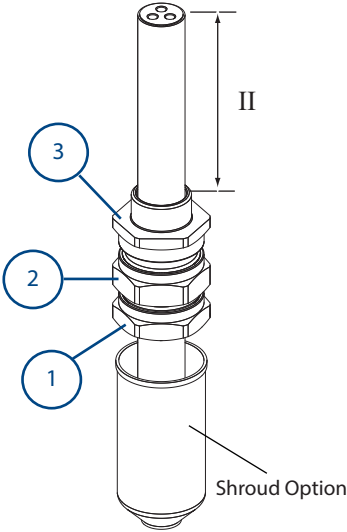
Certification Details

Gland Type: 501/423
Exdb IIC Gb, Exeb II Gb, Extb IIIC Db
CML19ATEX1167X (Ex) II 2 GD IP66/67 Cc
IECEX CML19.0045X
IEEx 14.0272X
EAC Pending
c CSA us No: 1015065
Class 1 Zone 1 AExd IIC, AExe II Zone 21 AExtD
Class 1 Div 2 ABCD, Class II Div 2 Groups EFG, Class III
CNEEx12.3449X

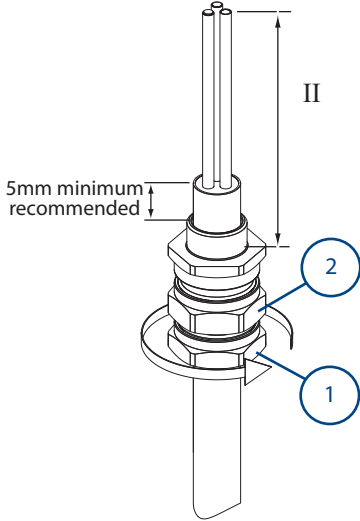
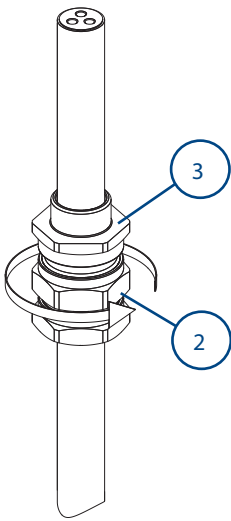
- 1. Backnut
- 1.1 Compression Spigot
- 1.2 Seal
- 2. Middle Nut
- 2.1 Compression Spigot
- 2.2 Seal
- 3. Entry



Cable Preparation



Gland Preparation



A
Allow sufficient length of cable, II, to suit equipment.
If required, fit shroud.
Pass cable through cable gland as shown above.

Note : If the equipment has a threaded entry, it may be advisable to screw the cable gland into the equipment to prevent twisting of the cable after Step B & C.

B
Unless already screwed into the equipment hold the entry ③ in position with a spanner/wrench to prevent rotation and tighten the middle nut ② using a wrench/spanner until resistance is felt between the seal and cable. Then turn the middle nut through a further half to one full turn to complete the inner seal.

C
Hold the middle nut ② in position with a spanner/ wrench to prevent rotation and tighten the backnut ① using a wrench/spanner until resistance is felt between the seal and cable, then turn the middle nut through a further half to one full turn to complete the outer seal. Locate the shroud over the cable gland, if applicable. To ease wiring inside the equipment it may be beneficial to strip the outer sheath of the cable, as shown above.

Connection Solutions

Hawke International is a division of Hubbell Ltd.
Registered No. 669157 in England. Registered Office:
Cannon Place, 78 Cannon Street, London EC4N 6AF.

A member of the Hubbell Group of Companies

www.ehawke.com

UK Office
Oxford Street West,
Ashton-Under-Lyne,
Lancashire. OL7 0NA. UK
Sales: +44 (0) 161 830 6698
Technical: +44 (0) 161 830 6697
Fax: +44 (0) 161 830 6648
E-mail: sales@ehawke.com

For any enquiries within EAC countries,
please contact:

MACDEM

P. O. Box 16, Moscow, 119571, Russia
Tel / Fax: +7 595 778 1264
Email: office@macdem.ru
Website: www.macdem.ru

Images are for illustration
purposes only.

Product supplied may differ
slightly from that shown.

CABLE GLAND SELECTION TABLE										
Size Ref.	Entry Thread Size		Cable Acceptance Details				Compressed Length	Maximum Length	Hexagon Dimensions	
			Outer Sheath							
	Standard Seal		Alternative Seal (S)		Across Flats	Across Corners				
									Metric	NPT
Os	M20	½"	3.2	8.0	---	---	40.0	64	24.0	26.5
O	M20	½"	6.5	11.9	---	---	40.0	64	24.0	26.5
A	M20	½" - ¾"	10.0	14.3	9.0	13.4	40.4	60	30.0	32.5
B	M25	¾" - 1"	13.0	20.2	9.5	15.4	44.3	68	36.0	39.5
C	M32	1" - 1¼"	19.5	26.5	15.5	21.2	47.2	70	46.0	50.5
C2	M40	1¼" - 1½"	25.0	32.5	22.0	28.0	49.5	73	55.0	60.6
D	M50	1½" - 2"	31.5	42.3/44.4	27.5	34.8	72.5	100	65.0	70.8
E	M63	2" - 2½"	42.5	54.3/56.3	39.0	46.5	64.8	98	80.0	88.0
F	M75	2½" - 3"	54.5	65.3/68.2	49.5	58.3	68.0	100	95.0	104.0
G	M80	3½"	67.0	73.0	---	---	68.0	94	106.4	115.0
H	M90	3½"	67.0	77.6	---	---	68.0	94	115.0	130.0
J	M100	4"	75.0	91.6	---	---	68.0	94	127.0	142.0

• Sizes Os and O are available with an M16 thread size. If M16 entry is used on O size Cable Glands the maximum cable inner sheath diameter is limited to 10.9mm.

ACCESSORIES:

Before cable gland assembly or stripping of the cable gland assembly, consideration should be given to any cable gland accessories that may be required, such as: -

- Shroud, to offer additional corrosion protection.
- Locknut, to secure cable glands into position.
- Sealing washer, to offer additional ingress protection of the enclosure at the cable gland entry.
- Serrated washer, to dampen any vibrations that may loosen the locknut or cable gland assembly.

SCHEDULE OF LIMITATIONS - ATEX / IECEx:

1. These cable gland types are only suitable for use with fixed apparatus, the cable for which must be effectively clamped and cleated elsewhere.
2. This cable gland has an operating temperature range of -60°C to +100°C.
3. A seal must be formed between the equipment and the cable gland to maintain the appropriate degree of protection against ingress of dust, solid objects and water.

TORQUE VALUES

All torque values below were generated on metallic mandrels. For cable, it is recommended that the assembly instructions are followed.

Torque Figures N/m									
Gland Size	Os	O	A	B	C	C2	D	E	F
Backnut & Middlednut Torques	30	30	32.5	47.5	55	65	82.5	97.5	115

NOTES - c CSA us:

1. The cable used must have extruded sealing (solid polymeric) completely surrounding the "core" (insulation and conductor), allowing for no holes or ventilation through the inner jacket or along the cores.
2. The 501/4** series cable gland connectors, when used in Class 1 Division 2 Classified areas, are not suitable to be interfaced with an explosion proof enclosure containing arcing and sparking devices, unless installed in conjunction with an approved explosion proof sealing fitting.
3. These glands are suitable for use with Certified Marine Shipboard armoured / unarmoured cables constructed to CSA Standard 245 and IEEE45 / IEC 600092-353 Standards, or certified equivalent), for use on Shipboards and Offshore Rigs / Platforms.
4. Must comply with Canadian Electrical Code and National Electric Code requirements for threaded entries.
5. For Exe applications, a sealing washer or thread sealant may be required between the enclosure and the gland to maintain the IP rating of the enclosure.
6. When used with unarmoured or braided cables the glands are only suitable for use with fixed apparatus and the cable must be effectively clamped and cleated elsewhere.
7. This cable gland may only be installed when temperature is above -5°C. After completion of the installation, the assembly is then suitable for -60°C to +100°C.

EU Declaration of Conformity in accordance with European Directive 2014/34/EU

Manufacturer: Hawke International

Address: Oxford Street West, Ashton-under-Lyne, OL7 0NA, United Kingdom.

Equipment: Group II Compression Cable Glands Type: 501/423

Provisions of the Directive fulfilled by the Equipment: Group II Category 2GD Exeb IIC Gb, Exdb IIC Gb, Extb IIIC Db – IP66/67

Notified Body for EU-Type Examination: CML 2776 Chester UK

EU-type Examination Certificate: CML19ATEX1167X

Notified Body for production: SGS-Baseefa 1180 Buxton UK

Harmonised Standards used: EN 60079-0:2018, EN60079-1:2014, EN60079-7:2015, EN60079-31:2014

On behalf of the above named company, I declare that, on the date the equipment accompanied by this declaration is placed on the market, the equipment conforms with all technical and regulatory requirements of the above listed directives.

.....
A. Tindall
Technical Manager