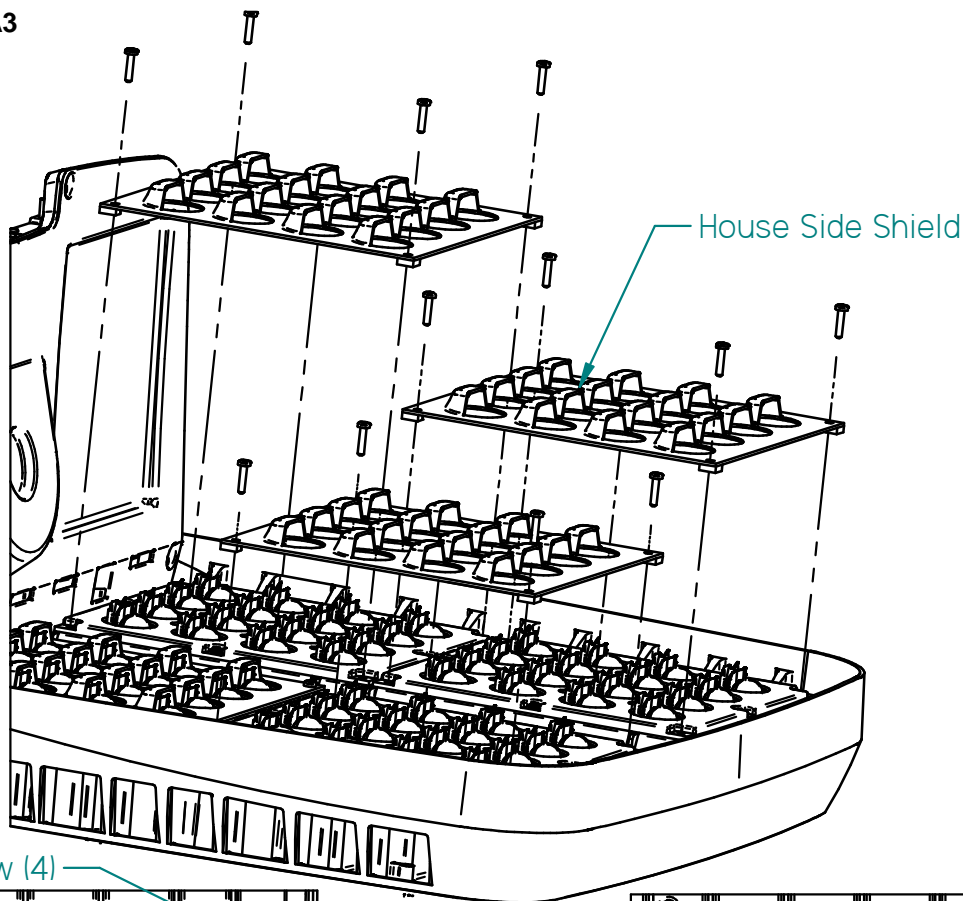


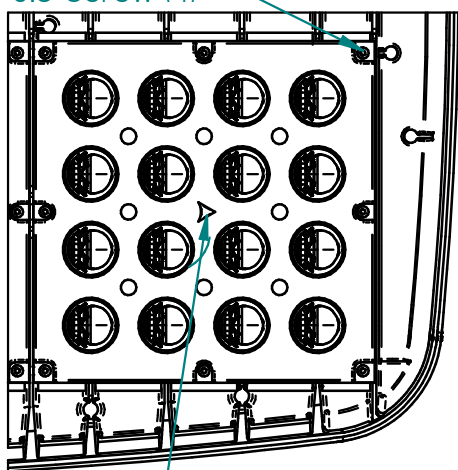
# ARCEOS (ARA3) HOUSE SIDE SHIELD ACCESSORY KIT



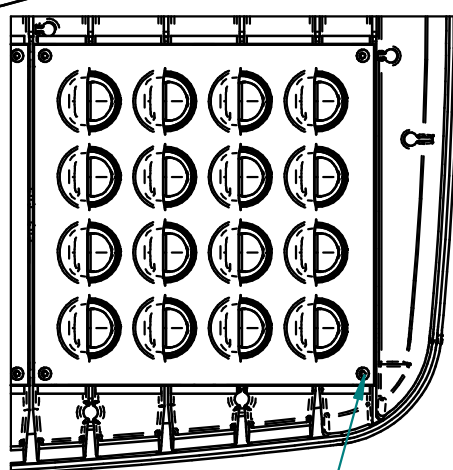
Compatible with: ARA3



8-32 x 0.5 Screw (4)



LED Bezel Arrow



8-32 x 0.75 Screw (4)

## **House Side Shield Installation:**

1. Using T-20 Torx bit, remove (4) 8-32 x 0.5 screws from the corners of each LED bezel.
2. Place the House Side Shield on top of the LED bezel and match the direction of the LED bezel arrow.
3. Using T-20 Torx bit, replace the screws from step 1 with (4) 8-32 x 0.75 screws and attach the House Side Shields.

## **Shipping Package Contains:**

- (4) House Side Shield
- (16) 8-32 x 0.75in Torx Screw