

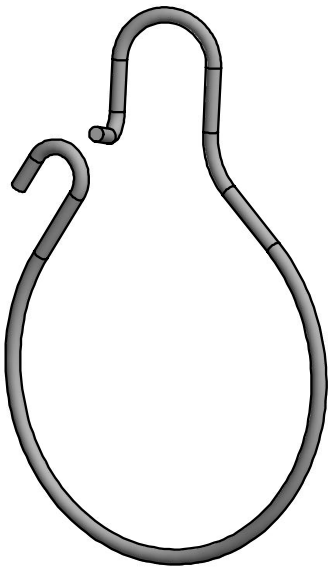


Wire Management Solutions

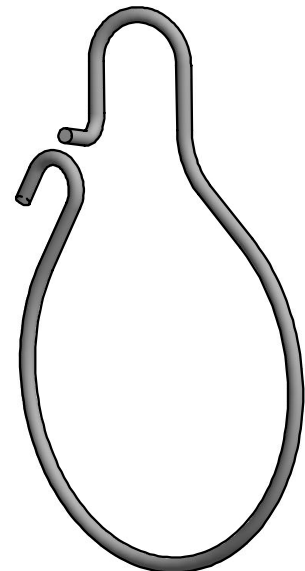
CABLE HANGERS

INSTALLATION INSTRUCTIONS For ***SOLAR MODULE FRAMES***

BURNDY recommends that the sufficient details of the installation be submitted to the AHJ for approval before any work is started.



WCH2



WCH2GS



LISTED
E473109



*Custom designs are available upon request.
For information regarding Wiley cable hangers,
please see the technical documents section of our website.*

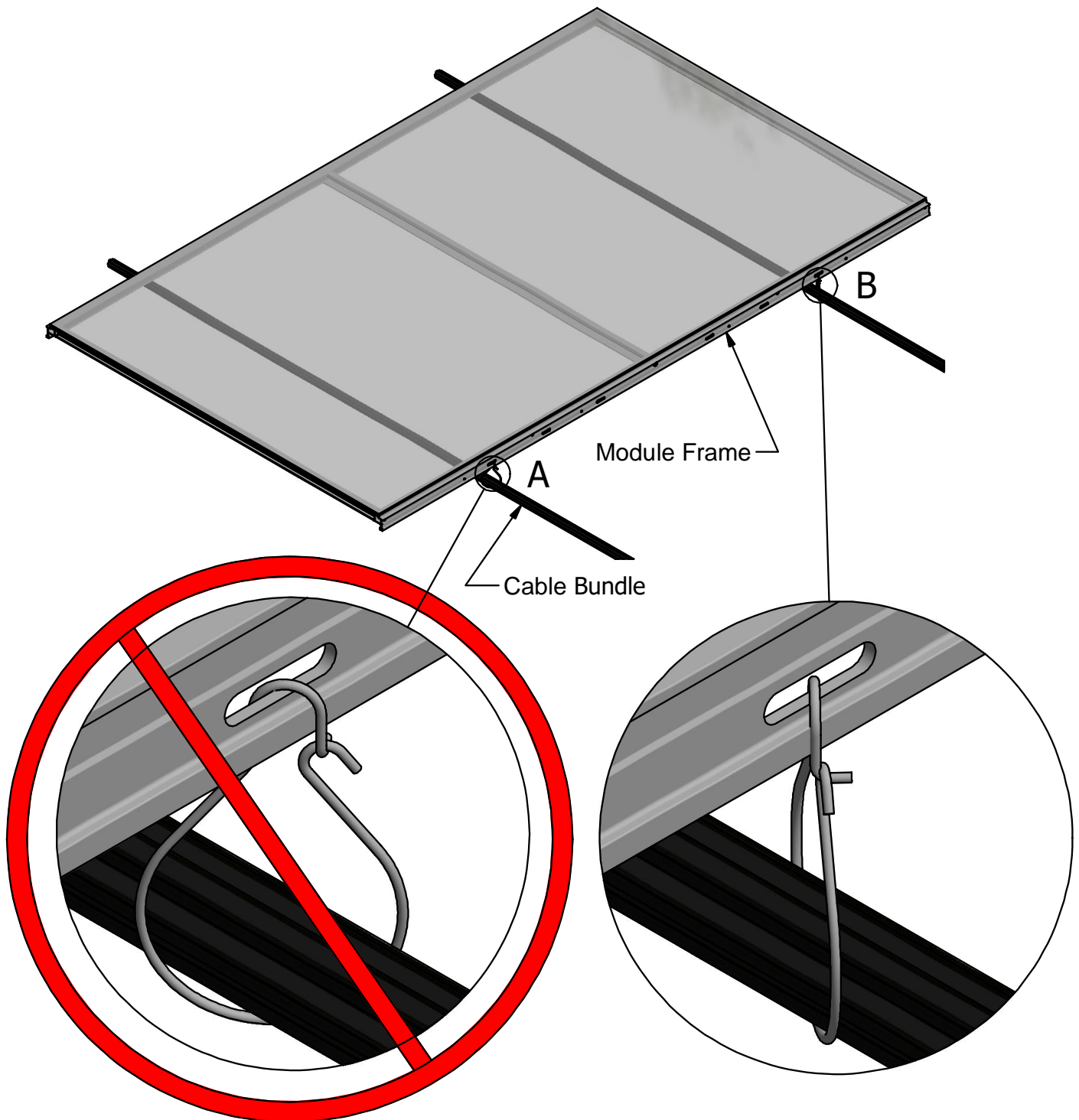


SYSTEM OVERVIEW

CABLE HANGERS

WCH2 / WCH2GS INSTALLATION ORIENTATION

When installing the WCH2 or WCH2GS Cable Hangers, care should be taken to ensure pressure from the wires does not cause the cable hanger to open during use. When wires are not routed directly perpendicular to the orientation of the hanger as shown below, the hanger should be oriented so pressure from the weight of the wires forces the hanger closed.



DETAIL A
SCALE 1:1.1

DETAIL B
SCALE 1:1.1