

Workplace Solutions



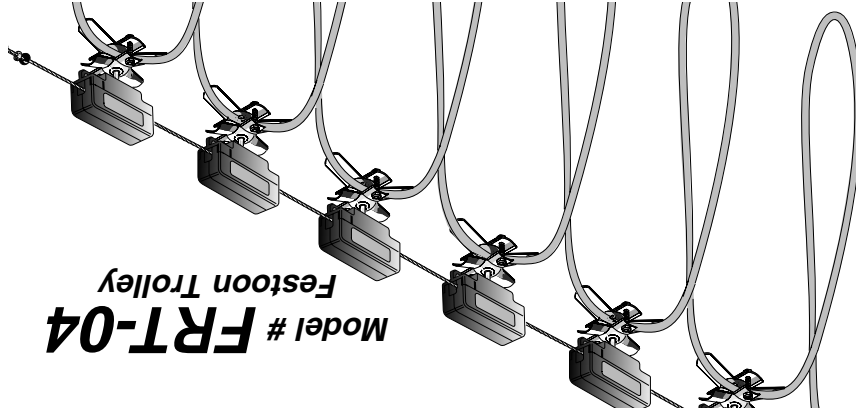
600 South Clark St.  
Mayville, WI 53050  
Phone: 920-387-4120

thru 3/8"(9mm) O.D.

from 3/16"(5mm)

For use on Wire Rope

For Hose or Round Cable from 0.3 to 0.6" OD



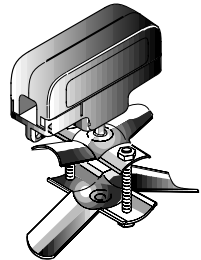
Model # **FRT-04**  
Festoon Trolley

Contents: One model

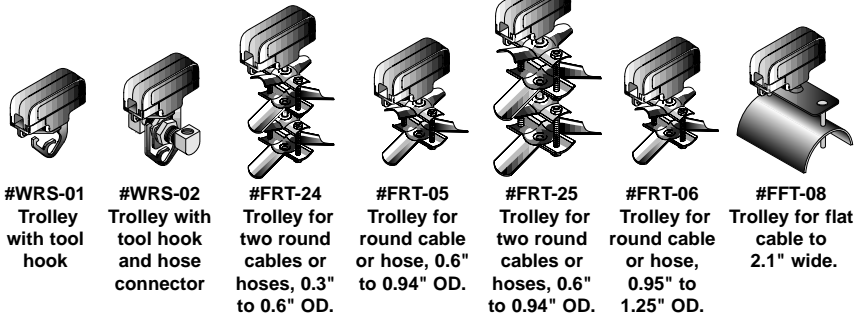
# **FRT-04**

Trolley for round cable or hose  
from 0.3 to 0.6" OD

Use multiple trolleys for long festoon runs.  
Provide low cost, user friendly festoon systems.



## 8 MODELS AVAILABLE

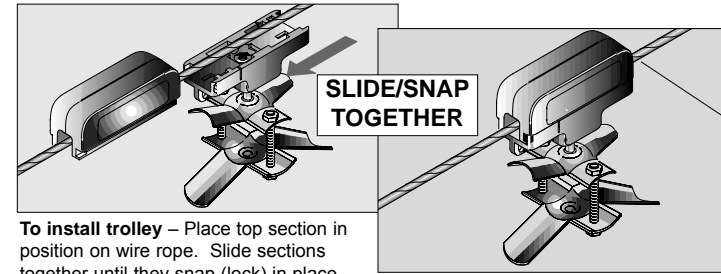


#WRS-01 Trolley with tool hook  
#WRS-02 Trolley with tool hook and hose connector  
#FRT-24 Trolley for two round cables or hoses, 0.3" to 0.6" OD.  
#FRT-05 Trolley for round cable or hose, 0.6" to 0.94" OD.  
#FRT-25 Trolley for two round cables or hoses, 0.6" to 0.94" OD.  
#FRT-06 Trolley for round cable or hose, 0.95" to 1.25" OD.  
#FFT-08 Trolley for flat cable to 2.1" wide.

Products to make your workplace more efficient and safe.

**Ask for FREE CATALOG.**

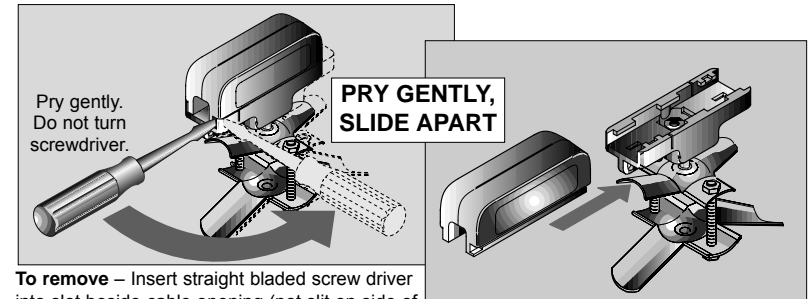
## • TROLLEY INSTALLATION •



To install trolley – Place top section in position on wire rope. Slide sections together until they snap (lock) in place.

**NOTE:** Sections may be assembled in only one way. Slide “un-blocked” end into “un-blocked” end. Do not force.

Trolleys fit wire rope up to and including 0.375"(9mm) O.D.



To remove – Insert straight bladed screw driver into slot beside cable opening (not slit on side of trolley) and pry gently as shown above. Do not turn screwdriver. **Slide Apart**

