

Workplace Solutions



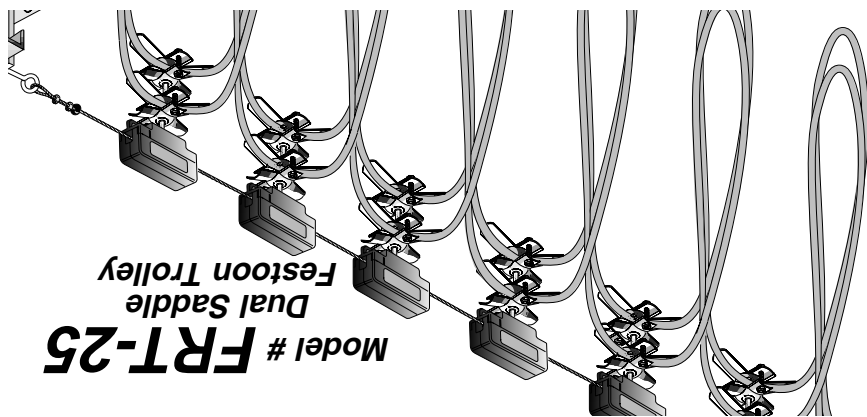
600 South Clark St.  
Mayville, WI 53050  
Phone: 920-387-1 FGE

thru 3/8"(9mm) O.D.

from 3/16"(5mm)

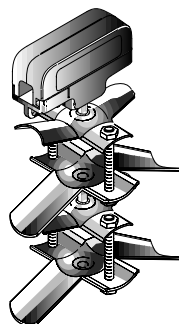
For use on Wire Rope

For Hose or Round Cable from 0.3 to 0.6" OD

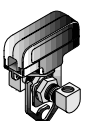
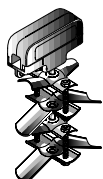
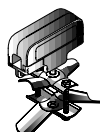
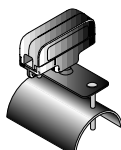


Contents: One model

# FRT-25

Trolley for two round cables or hoses  
from 0.6 to 0.94" ODUse multiple trolleys for long festoon runs.  
Provide low cost, user friendly festoon systems.

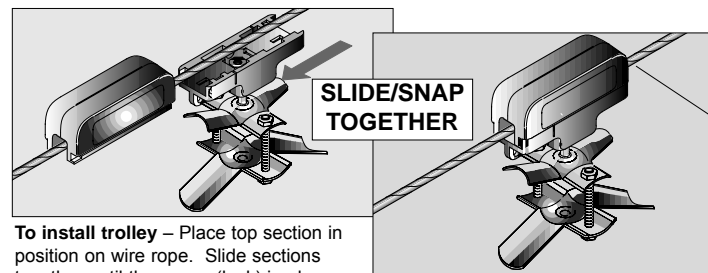
## 8 MODELS AVAILABLE

#WRS-01  
Trolley with  
tool  
hook#WRS-02  
Trolley with  
tool hook  
and hose  
connector#FRT-04  
Trolley for  
round cable  
or hose, 0.3"  
to 0.6" OD.#FRT-24  
Trolley for  
two round  
cables or  
hoses, 0.3"  
to 0.6" OD.#FRT-05  
Trolley for  
round cable  
or hose, 0.6"  
to 0.94" OD.#FRT-06  
Trolley for  
round cable  
or hose,  
0.95" to  
1.25" OD.#FFT-08  
Trolley for flat  
cable to  
2.1" wide.

Products to make your workplace more efficient and safe.

**Ask for FREE CATALOG.**

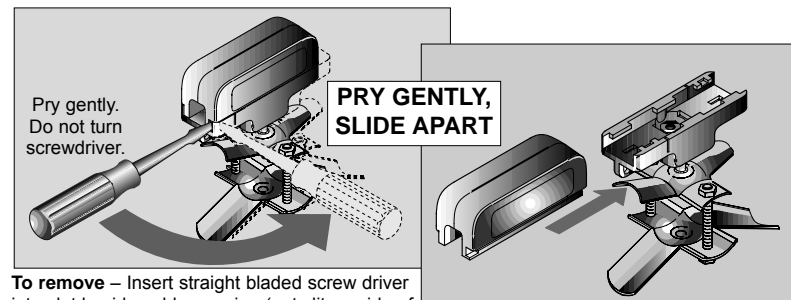
## • TROLLEY INSTALLATION •



To install trolley – Place top section in position on wire rope. Slide sections together until they snap (lock) in place.

**NOTE:** Sections may be assembled in only one way. Slide “un-blocked” end into “un-blocked” end. Do not force.

Trolleys fit wire rope up to and including 0.375"(9mm) O.D.



To remove – Insert straight bladed screw driver into slot beside cable opening (not slit on side of trolley) and pry gently as shown above. Do not turn screwdriver. **Slide Apart**

