



GAI-TRONICS®
A HUBBELL COMPANY

ICS/SP2 Page/Party® Desk-Edge Subset

Confidentiality Notice

This manual is provided solely as an installation, operation, and maintenance guide and contains sensitive business and technical information that is confidential and proprietary to GAI-Tronics. GAI-Tronics retains all intellectual property and other rights in or to the information contained herein, and such information may only be used in connection with the operation of your GAI-Tronics product or system. This manual may not be disclosed in any form, in whole or in part, directly or indirectly, to any third party.

The following are trademarks of GAI-Tronics Corporation:

SmartSeries® Page/Party® ADVANCE™ SmartVolume™ ICSTM SP2™

General Information

Product Overview

GAI-Tronics' ICS (Industrial Communications System) and SP2 (Serverless Page/Party) systems are modular industrial communication systems. The subsets covered by this publication are designed for indoor use with remote amplifiers in ICS and SP2 systems.

The desk-edge subset enables page and party line communication when installed with a remote amplifier. The rugged remote subsets include a pressbar handset, a handset cradle, and a five-party rotary selector switch (multi-party subset only).

The subset's compact design allows it to be mounted where space is limited. The compact size is made possible by housing most of the support electronics in a separate remote amplifier enclosure.

The angle bracket, supplied with the subset, supports a wide variety of mounting options. The DB25 subset interconnect cable permits mounting the subset up to 10 feet from the amplifier.

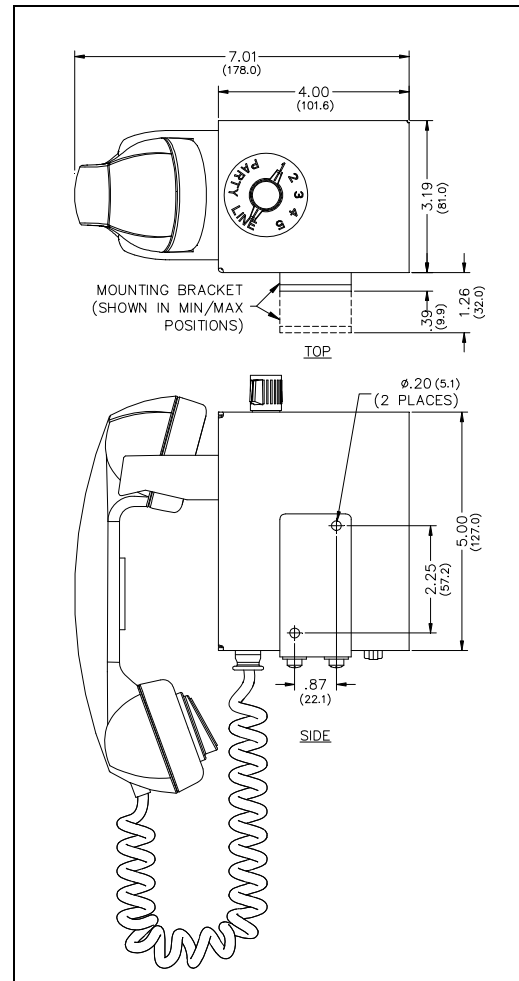


Figure 1. ICS/SP2 Desk-Edge Subset Outline View

Features

- one-way page announcements over system speakers
- full-duplex party line communication
- durable, high visibility, safety orange, powder coat finish



Options

- single party line operation
- PVC or Hytrel® handset cords in 6-, 15-, or 25-foot lengths
- conformal coating for PCBA

Important Safety Instructions

- **Read, follow, and retain instructions**—All safety and operating instructions should be read and followed before operating the unit. Retain instructions for future reference.
- **Heed warnings**—Adhere to all warnings on the unit and in the operating instructions.
- **Attachments**—Attachments not recommended by the product manufacturer should not be used, as they may cause hazards.
- **Servicing**—Do not attempt to service this unit by yourself. Opening or removing covers may expose you to dangerous voltage or other hazards. Refer all servicing to qualified service personnel.
- **DB25 connection**—The ICS/SP2 remote subset DB25 interconnect cable is designed for use only with ICS/SP2 remote amplifiers. Do not use any other cable to connect an ICS/SP2 subset to its matching amplifier.

Installation

 **WARNING**  —Do not install this equipment in hazardous areas. Such installations may cause a safety hazard and consequent injury or property damage.

1. Secure the mounting bracket to a vertical surface using two #8 screws in the 0.20-inch (5.1-mm) holes on the side of the mounting bracket (see [Figure 1](#) and [Figure 2](#)).
2. Attach the subset to the mounting bracket with two #10-32 screws and washers provided by aligning the two threaded holes on the bottom of the subset with the through-holes on the mounting bracket.
3. Plug the interconnect cable into the subset and the remote amplifier.
4. Tighten the interconnect cable DB25 connector thumbscrews to the subset and the amplifier.

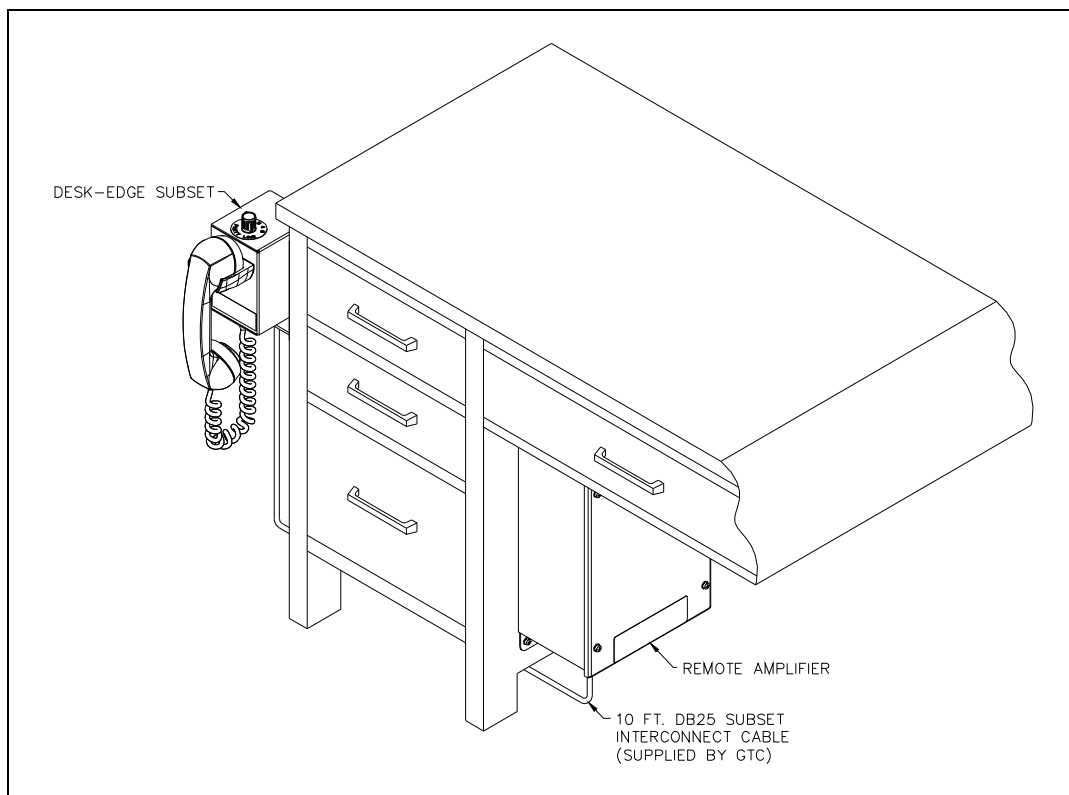


Figure 2. Typical desk-edge installation

Operation

Paging and subsequent party line conversation:

1. Lift the handset.
2. *If requesting conversation:* Use the five-position rotary selector switch (if equipped) to select a free party line.
3. Press the handset pressbar and speak into the handset microphone.
4. Page the desired individual(s) or make an announcement.

The page/announcement is broadcasted from the system's speakers.

5. *If requesting conversation:*
 1. Designate the party line selected in Step 2.
 2. Wait for the designated individual(s) to respond.

Full-duplex communication takes place on the selected party line without broadcasting over the system's speakers.

6. Place the handset back on hook when finished.

Responding to a page:

1. Select the appropriate party line at any ICS/SP2 station.
2. Lift the handset.
3. Communicate with any individuals who are on the same party line.
4. Place the handset back on hook when finished.

NOTE: ICS/SP2 Page/Party subsets incorporate a noise-canceling microphone to reduce transmitted ambient noise. This requires the user to place the microphone as close as possible to their mouth.

Troubleshooting

The following table is provided to aid qualified service personnel in troubleshooting problems with the ICS/SP2 Page/Party desk-edge subset.

Problem	Possible Solution
subset not functional	<ul style="list-style-type: none"> • Verify the DB25 interconnect cable is properly terminated between the subset and the remote amplifier. • Refer to general troubleshooting section in the ICS/SP2 Remote Handset/Speaker Amplifier Station manual for adjustments and settings that affect ICS/SP2 subset operation.

Specifications

Handset

Microphone dynamic, noise-canceling
 Receiver dynamic, hearing aid compatible
 Cord retractile, 6-foot extended, PVC
 Material ABS
 External control push-to-page handset pressbar

Subset Specifications

Construction/finish 0.60-inch thick aluminum; safety orange powder coat
 Mounting desk-edge or similar location; two 0.20-inch (5.1mm) mounting holes (in bracket)
 Dimensions 5.00 H × 3.19 W × 7.01 D in (127 × 81 × 178 mm)
 Shipping weight 4 lb (1.8 kg)
 Net weight 2 lb (0.9 kg)

Environmental

Temperature range (operation and storage) -22 °F to 158 °F (-30 °C to 70 °C)
 Humidity 95% non-condensing

Approvals

NRTL certified for use in US and Canada for UL/CSA 60950
 CE Mark

Warranty

Equipment. GAI-Tronics warrants for a period of one (1) year from the date of shipment, that any GAI-Tronics equipment supplied hereunder shall be free of defects in material and workmanship, shall comply with the then-current product specifications and product literature, and if applicable, shall be fit for the purpose specified in the agreed upon quotation or proposal document. If (a) Seller's goods prove to be defective in workmanship and/or material under normal and proper usage, or unfit for the purpose specified and agreed upon, and (b) Buyer's claim is made within the warranty period set forth above, Buyer may return such goods to GAI-Tronics nearest depot repair facility, freight prepaid, at which time they will be repaired or replaced, at Seller's option, without charge to Buyer. Repair or replacement shall be Buyer's sole and exclusive remedy. The warranty period on any repaired or replacement equipment shall be the greater of the ninety (90) day repair warranty or one (1) year from the date the original equipment was shipped. In no event shall GAI-Tronics warranty obligations with respect to equipment exceed 100% of the total cost of the equipment supplied hereunder. Buyer may also be entitled to the manufacturer's warranty on any third-party goods supplied by GAI-Tronics hereunder. The applicability of any such third-party warranty will be determined by GAI-Tronics.

Services. Any services GAI-Tronics provides hereunder, whether directly or through subcontractors, shall be performed in accordance with the standard of care with which such services are normally provided in the industry. If the services fail to meet the applicable industry standard, GAI-Tronics will re-perform such services at no cost to buyer to correct said deficiency to Company's satisfaction provided any and all issues are identified prior to the demobilization of the Contractor's personnel from the work site. Re-performance of services shall be Buyer's sole and exclusive remedy, and in no event shall GAI-Tronics warranty obligations with respect to services exceed 100% of the total cost of the services provided hereunder.

Warranty Periods. Every claim by Buyer alleging a defect in the goods and/or services provided hereunder shall be deemed waived unless such claim is made in writing within the applicable warranty periods as set forth above. Provided, however, that if the defect complained of is latent and not discoverable within the above warranty periods, every claim arising on account of such latent defect shall be deemed waived unless it is made in writing within a reasonable time after such latent defect is or should have been discovered by Buyer.

Limitations / Exclusions. The warranties herein shall not apply to, and GAI-Tronics shall not be responsible for, any damage to the goods or failure of the services supplied hereunder, to the extent caused by Buyer's neglect, failure to follow operational and maintenance procedures provided with the equipment, or the use of technicians not specifically authorized by GAI-Tronics to maintain or service the equipment. **THE WARRANTIES AND REMEDIES CONTAINED HEREIN ARE IN LIEU OF AND EXCLUDE ALL OTHER WARRANTIES AND REMEDIES, WHETHER EXPRESS OR IMPLIED BY OPERATION OF LAW OR OTHERWISE, INCLUDING ANY WARRANTIES OF MERCHANTABILITY OR FITNESS FOR A PARTICULAR PURPOSE.**

Return Policy

If the equipment requires service, contact your Regional Service Center for a return authorization number (RA#). Equipment should be shipped prepaid to GAI-Tronics with a return authorization number and a purchase order number. If the equipment is under warranty, repairs or a replacement will be made in accordance with the warranty policy set forth above. Please include a written explanation of all defects to assist our technicians in their troubleshooting efforts.

Call 800-492-1212 (inside the USA) or 610-777-1374 (outside the USA) for help identifying the Regional Service Center closest to you.