





HUBBELL ELECTRICAL PRODUCTS  
 A Division of HUBBELL INCORPORATED (Delaware)  
 2112 Fenton Logistics Park Blvd  
 Fenton, Missouri 63026 USA

**KILLARK**


# Assembly Instructions for Stacking GZ Contacts




Two longer screws  
Two contact blocks  
Parts required for assembly




Loosen/remove screw under the block




Loosen/remove the other screw




Remove the red cage




Loosen/remove screw under second block




Loosen/remove the other screw




Assemble one block over another




Insert the longer screw into the cavity



Insert the other long screw



Tighten the screw firmly



Tighten the other screw firmly



The double contact block is ready.