
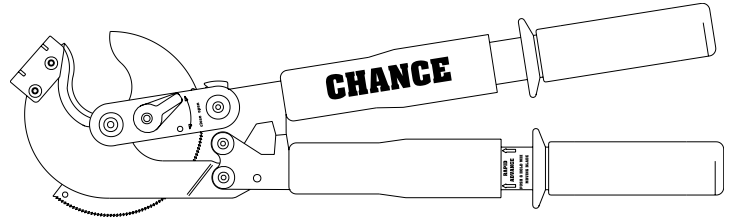


INSTRUCTIONS FOR OPERATION OF CHANCE RATCHET CABLE CUTTERS



Ratchet Cable Cutter
Cat. No. C403-2979
Cable Capacity = 1000 MCM
Aluminum or Copper



Ratchet Cable Cutter
Cat. No. C403-2980
Cable Capacity =
556 ACSR / 750 MCM AA/CU

! CAUTION

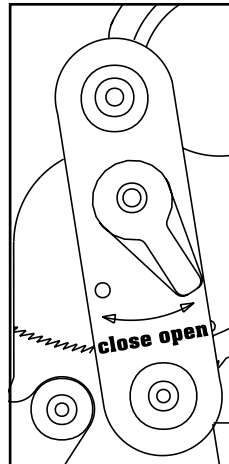
Read and understand these instructions before installation or operation of this equipment. Competent personnel who understand proper safety procedures must select, install, and service this equipment. This instruction guide is written for such personnel. This guide is not a substitute for adequate training and experience in safety procedures for this type of equipment.

! WARNING

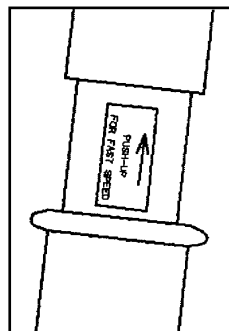
Do not attempt to cut guy strand or steel core conductor with the C403-2979. It will result in damage to the cutter's jaws and/or mechanism.

! WARNING

Operators must wear rubber gloves and observe all applicable working clearances and rules when cutting energized conductors.



Single lever operation allows easy switch from opening to closing. Switch lever must be in full open or closed position to insure proper tool operation.



Pushing thumb slide toward head releases handle stop which allows handles to open wider and take a longer stroke, providing rapid opening and closing. Release thumb slide for shorter, more powerful strokes while cutting conductor.

These instructions do not claim to cover all details or variations in equipment, nor to provide for all possible conditions to be met with concerning installation, operation, or maintenance of this equipment. If further information is desired or if particular problems are encountered which are not sufficiently covered in this guide, contact A.B. Chance Company.

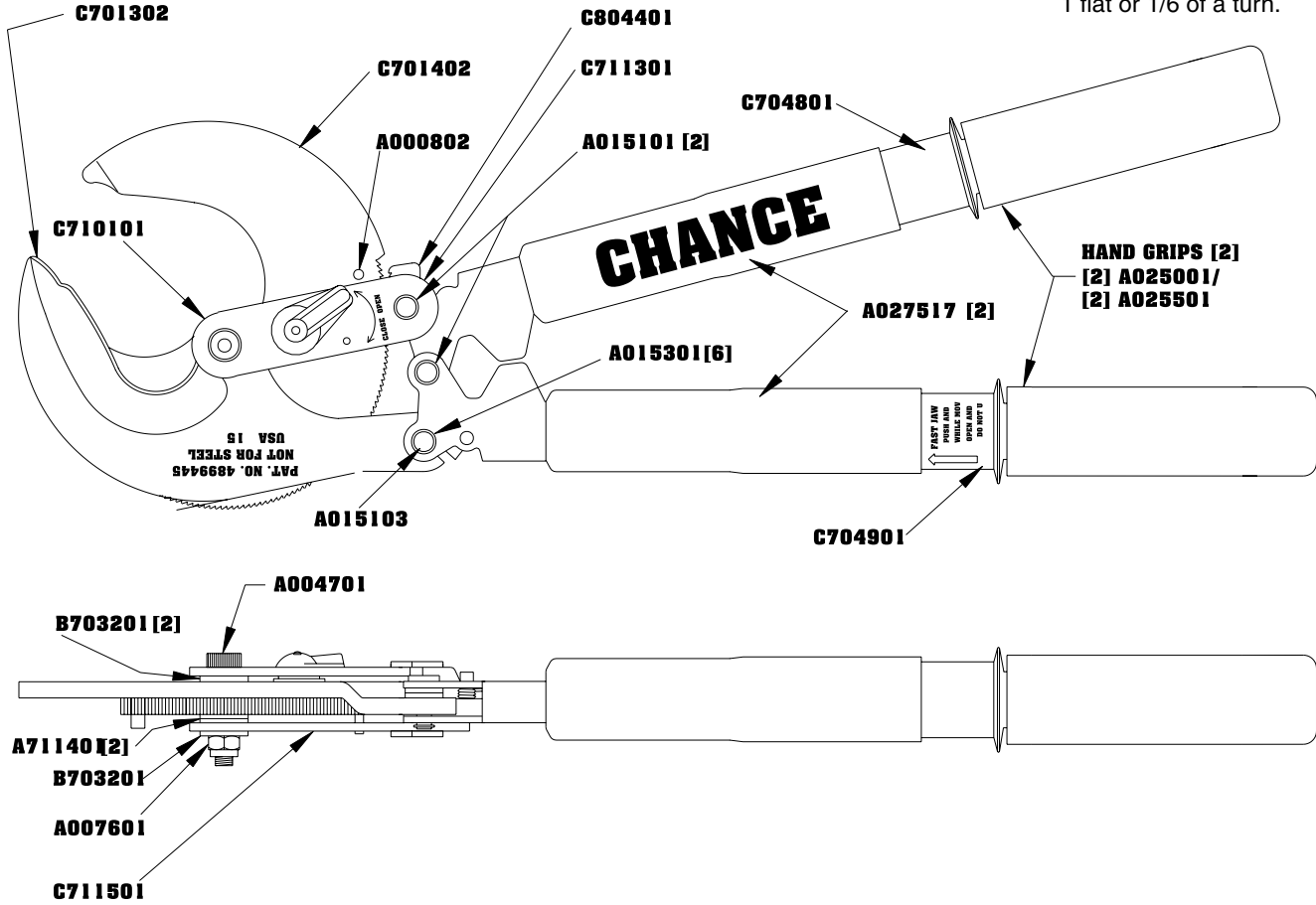
NOTE: Since Hubbell has a policy of continuous product improvement, we reserve the right to change design and specifications without notice.



CHANCE®

CAT. NO. C403-2979

Tighten fulcrum nut
A007601 fully then back off
1 flat or 1/6 of a turn.



CAT. NO. C403-2980

